

### Warnings (next 24 Hours)

**Gale**      **Wind Shear**   **Lightning Risk** | **Confidence**  
 ● Nil          ● Nil            ● Low            ● High

### Meteorological Situation

Weak high pressure ridging from the southwest towards the northern North Sea is keeping conditions rather calm and largely dry although overcast skies are set to continue for a little while longer. Through tomorrow the high moves southeast and eventually moves across Scandinavia by Wednesday. This allows more of a low pressure influence to move across the Northern Isles. Although the pressure pattern remains rather loose across the region during this week, the risk of showers increases from Wednesday onwards. Local conditions next 72 hrs: Wind: NW-ly, light, increasing to moderate on 5 August 12 UTC, whilst becoming SSE. Sea temperature: 12-13C.

### Criteria Levels

Winds 10m Spd  
35 kts

UTC	Winds										Weather									
	10m				50m			100m			Type (text)	Air				Cloud		MSLP (hPa)		
	Dir (text)	Spd (kts)	Risk (kts)	Gust (kts)	Dir (deg)	Spd (kts)	Gust (kts)	Dir (deg)	Spd (kts)	Gust (kts)		T10 (°C)	T50 (°C)	T100 (°C)	Td10 (°C)	Vis10 (text)	RH (%)		Base (ft)	Frac (%)
<b>Monday 02 August 2021</b>																				
12	NW	4	7	7	320	5	8	320	5	8	dz	12	11	10	6	md/gd	69	2000	62	1014
15	NW	5	6	7	320	5	8	310	5	9	nsw	12	12	11	7	good	68	2000	54	1014
18	N	4	6	6	350	4	7	340	4	7	nsw	12	12	11	7	good	69	2000	61	1014
21	ESE	4	7	7	110	4	7	110	5	8	nsw	11	11	11	7	good	77	2000	49	1014
<b>Tuesday 03 August 2021</b>																				
00	SSE	4	8	7	170	5	8	180	6	9	dz	11	11	11	7	md/gd	77	2000	65	1014
03	SSE	5	9	8	170	6	9	180	7	10	dz	12	11	11	8	md/gd	79	2000	63	1013
06	SSE	8	10	12	170	10	13	170	11	15	nsw	12	12	12	10	good	85	2000	58	1012
09	SSE	10	12	14	160	11	16	160	12	17	nsw	13	12	12	11	good	85	2000	60	1012
12	SSE	10	12	14	160	11	16	160	12	17	nsw	13	13	13	11	good	86	3500	51	1011
15	SSE	9	12	13	150	10	14	160	12	16	nsw	14	14	13	11	good	86	3500	54	1011
18	SSE	8	11	11	160	10	13	160	11	15	nsw	14	14	14	12	good	87	n/c	51	1010
21	SSE	6	11	9	170	8	11	170	10	13	nsw	14	14	14	12	good	89	n/c	57	1011
<b>Wednesday 04 August 2021</b>																				
00	SSE	6	10	9	160	8	11	170	9	12	nsw	14	14	14	12	good	89	n/c	64	1010
03	SSE	5	9	8	160	6	9	170	7	10	nsw	13	14	14	12	good	90	n/c	68	1010
06	SSE	5	9	8	170	6	9	180	7	10	dz	14	14	14	12	md/gd	89	3500	71	1010
09	SSE	6	9	9	170	6	9	180	6	9	nsw	14	14	14	12	good	86	3500	60	1010
12	SSE	6	10	9	160	7	10	170	7	10	dz	14	15	15	12	md/gd	88	3500	70	1009
15	SSE	8	11	12	160	10	14	160	11	15	dz	15	15	15	12	md/gd	85	3500	69	1009



## Single Location Forecast - 7 Day

Scapa Flow (58°53'N 003°02'W)

Scapa Flow  
Orkney Harbour DTNO\_REF\_3205offshore@dtm.com  
+31 (0)30 8082022 (Utrecht office)  
+44 (0)1224 042444 (Aberdeen office)  
www.meteogroupoffshore.com

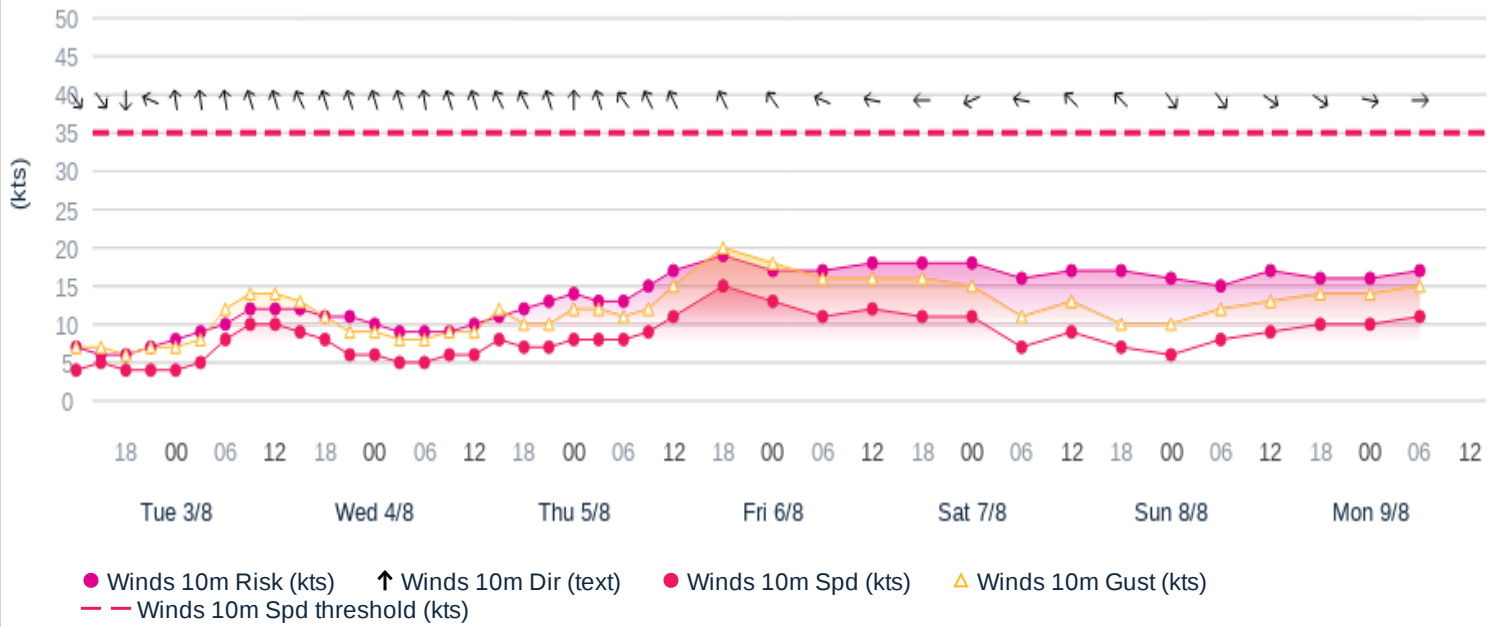
Issued on 02 August 2021, 14:01 UTC

UTC	Winds										Weather									
	10m				50m			100m			Type (text)	Air					Cloud		MSLP (hPa)	
	Dir (text)	Spd (kts)	Risk (kts)	Gust (kts)	Dir (deg)	Spd (kts)	Gust (kts)	Dir (deg)	Spd (kts)	Gust (kts)		T10 (°C)	T50 (°C)	T100 (°C)	Td10 (°C)	Vis10 (text)	RH (%)	Base (ft)		Frac (%)
18	SSE	7	12	10	150	9	13	160	11	15	nsw	15	15	15	12	md/gd	87	3500	62	1008
21	SSE	7	13	10	160	10	13	170	11	16	dz	14	15	15	13	md/gd	90	3500	70	1007
<b>Thursday 05 August 2021</b>																				
00	S	8	14	12	180	11	16	180	14	18	shra	14	14	14	12	md/gd	89	3500	66	1007
03	SSE	8	13	12	160	11	15	160	12	17	dz	14	14	14	13	md/gd	91	1000	69	1006
06	SE	8	13	11	140	9	13	150	11	15	dz	14	14	14	13	md/gd	94	200	73	1005
09	SSE	9	15	12	150	11	15	150	12	16	dz	14	14	14	13	md/gd	91	1000	71	1005
12	SSE	11	17	15	160	14	18	160	15	20	nsw	15	15	14	12	good	86	n/c	69	1004
18	SSE	15	19	20	150	19	24	150	21	27	dz	15	14	14	13	md/gd	90	1000	73	1003
<b>Friday 06 August 2021</b>																				
00	SE	13	17	18	140	17	22	140	19	25	dz	14	14	14	13	md/gd	92	500	73	1003
06	ESE	11	17	16	110	15	19	120	17	22	dz	14	14	14	13	md/gd	93	200	74	1001
12	E	12	18	16	100	15	20	110	16	21	dz	15	14	14	13	md/gd	89	1000	74	1000
18	E	11	18	16	100	14	19	100	16	21	ra	14	14	14	14	mod	95	200	72	999
<b>Saturday 07 August 2021</b>																				
00	ENE	11	18	15	80	13	17	90	14	19	ra	14	14	14	13	mod	98	100	80	997
06	E	7	16	11	110	9	12	110	9	13	ra	14	13	13	13	mod	97	100	78	995
12	SE	9	17	13	130	10	14	130	11	15	dz	14	14	14	13	md/gd	94	200	74	996
18	SE	7	17	10	140	8	11	140	9	12	dz	14	14	14	13	md/gd	94	200	74	997
<b>Sunday 08 August 2021</b>																				
00	NW	6	16	10	330	8	11	330	8	12	dz	14	14	14	13	mod	96	100	70	999
06	NW	8	15	12	330	10	14	330	11	15	nsw	14	13	13	13	mod	96	100	68	1000
12	WNW	9	17	13	300	11	15	290	11	16	dz	15	14	14	13	md/gd	90	1000	72	1003
18	WNW	10	16	14	300	12	16	300	13	17	dz	15	14	14	13	md/gd	91	500	72	1006
<b>Monday 09 August 2021</b>																				
00	W	10	16	14	290	12	17	290	14	19	nsw	14	14	13	13	md/gd	92	500	62	1008
06	W	11	17	15	280	13	18	280	15	20	shra	14	13	13	12	md/gd	90	n/c	56	1010

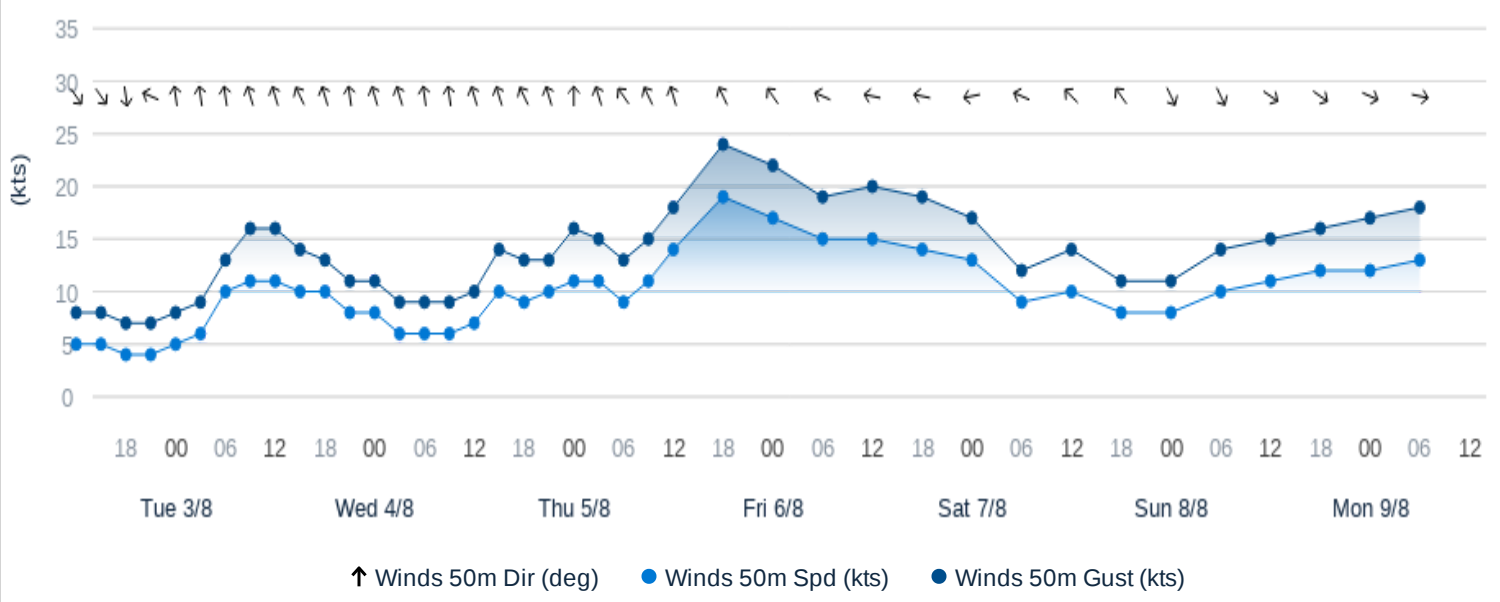
WX=Weather, FG=Fog, DZ=Drizzle, RA=Rain, SN=Snow, SHRA=Rainshower, SHSN=Snowshower, GR=Hail, TS=Thunderstorm, NSW=No sig weather

Copyright 2021© DTN

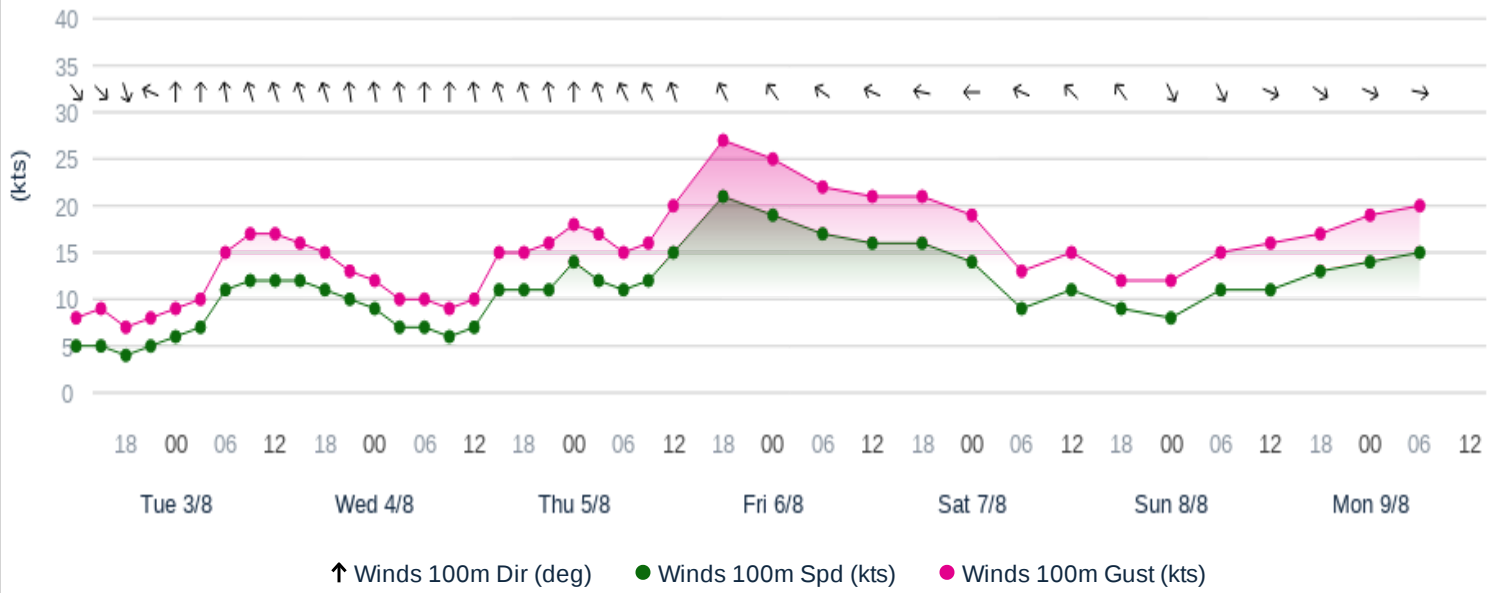
### 10m Wind Graph - 7 Day Scapa Flow



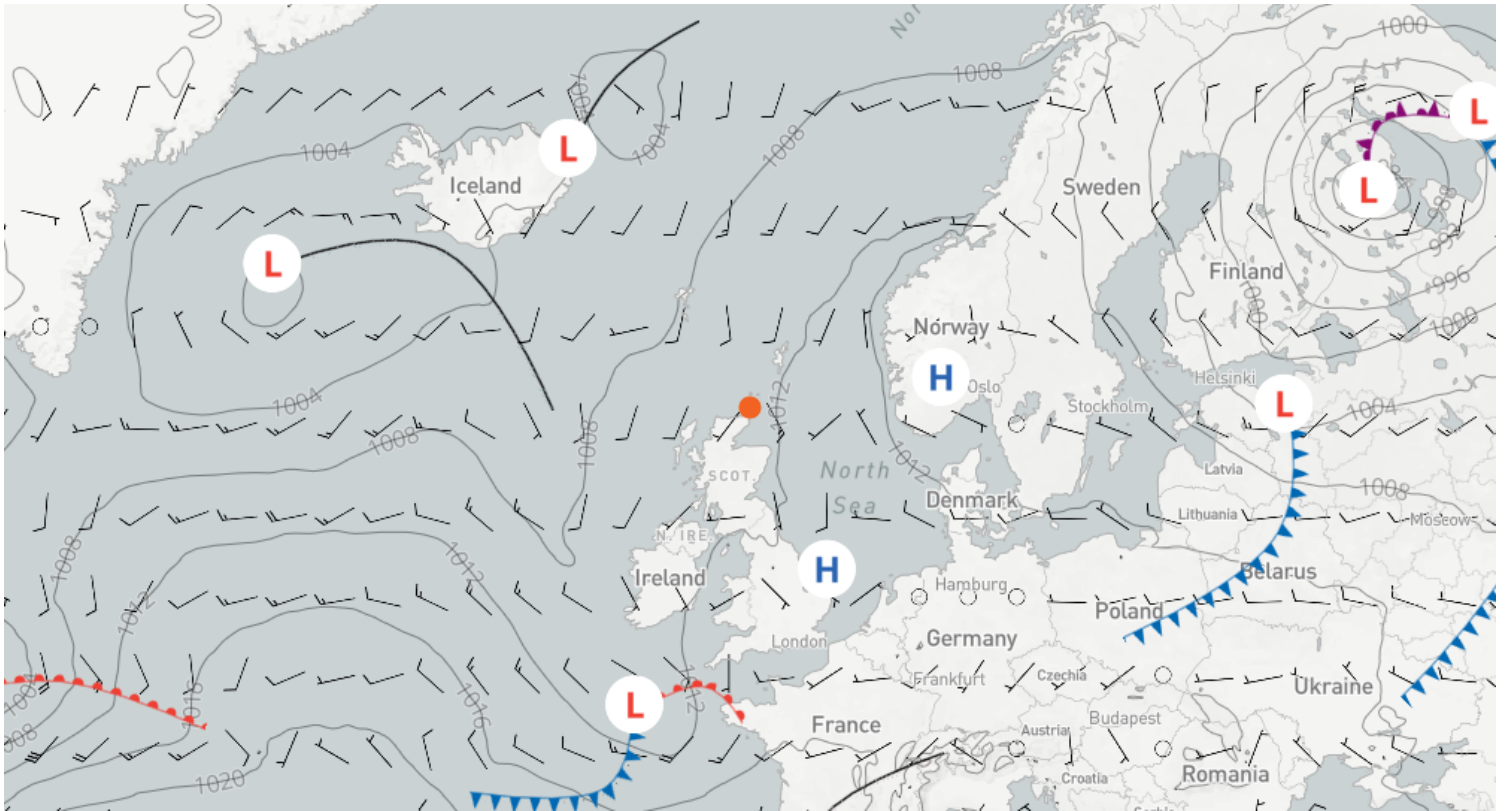
### 50m Wind Graph - 7 Day Scapa Flow



### 100m Wind Graph - 7 Day Scapa Flow



Issued on 02 August 2021, 12:00 UTC | Forecast for 03 August 2021, 12:00 UTC (+24) | 10m Wind Speed + Surface Pressure and Fronts



Issued on 02 August 2021, 12:00 UTC | Forecast for 04 August 2021, 12:00 UTC (+48) | 10m Wind Speed + Surface Pressure and Fronts



page intentionally left blank