

Harbour Forecast

Orkney Harbour
Scapa Flow
MGO_REF_3205
Issued on 03 Dec 2020, 0357UTC



Contact details

E: OffshoreDutyforecaster@MeteoGroup.com
Wageningen Office T: +31 317 399822
Aberdeen Office T: +44 1224 042444
W: <https://www.meteogroup.com>
<https://offshore.meteogroup.com/ocw>

Meteorological Situation

A large polar Low is forecast to expand over the UK and the North Sea today. In between the development of this low-pressure area, weather conditions are forecast to remain dry over Scotland today.

Summary next 72 hrs: Wind: SW-ly, moderate, increasing to strong breeze on 4 December 09 UTC (risk of near gale). Sea temperature: 9-10C.

Warnings (next 24 hrs)

Gale	Nil	Lightning Risk	Low
Windshear	Nil	Confidence	High

Criteria levels	10m Winds: 35.0kts	 critical	 marginal
-----------------	--------------------	---	--

WX=Weather, FG=Fog, DZ=Drizzle, RA=Rain, SN=Snow, SHRA=Rainshower, SHSN=Snowshower, GR=Hail, TS=Thunderstorm, NSW=No sig weather

UTC	Winds						Weather						Temperature						
	10m				50m		100m			MSLP	Type	Vis	Cld	Cld	RH	10m	50m	100m	
	Dir	Spd (kts)	Gust (kts)	Risk (kts)	Dir	Spd (kts)	Gust (kts)	Dir	Spd (kts)	Gust (kts)	(hPa)		(nm)	(ft)	%	%	(C)	(C)	(C)
Thursday, 03 Dec 2020 - Scapa Flow 58°53'N 003°02'W																			
06	SW	11	15	15	SW	12	17	SW	13	18	986	NSW	good	2000	54	75	4	3	2
09	SSW	9	13	14	SSW	11	15	SSW	11	16	986	NSW	good	NLC	52	73	3	3	2
12	SSW	8	12	12	SSW	9	13	SSW	10	14	985	NSW	good	NLC	51	71	4	3	3
15	S	8	12	12	S	10	14	S	10	14	985	NSW	good	3500	56	70	4	4	3
18	SSW	7	11	11	SSW	8	12	SSW	9	12	986	NSW	good	1000	64	75	4	3	3
21	S	3	6	10	SSE	3	6	SSE	3	6	987	NSW	good	2000	48	64	5	4	4
Friday, 04 Dec 2020 - Scapa Flow 58°53'N 003°02'W																			
00	ENE	4	6	10	ENE	4	7	ENE	4	7	988	NSW	good	NLC	49	60	5	5	4
03	NE	10	14	19	NE	12	16	NE	13	18	988	NSW	good	3500	75	64	6	5	5
06	NNE	17	22	26	NNE	19	25	NNE	21	28	988	NSW	good	3500	80	65	6	6	6
09	NNE	22	28	28	NNE	25	33	NNE	29	37	989	DZ	md/gd	2000	90	72	7	6	6
12	NNE	19	25	27	NNE	22	29	NNE	25	32	989	RA	md/gd	1000	100	89	6	5	5
15	E	15	20	28	E	18	24	E	20	26	990	RA	md/gd	1000	95	85	8	7	7
18	E	18	24	28	E	21	28	E	24	30	993	RA	md/gd	1000	92	82	8	8	7
21	E	23	29	32	E	26	34	E	30	38	995	RA	md/gd	1000	96	83	7	7	6
Saturday, 05 Dec 2020 - Scapa Flow 58°53'N 003°02'W																			
00	E	24	31	32	E	30	38	E	33	42	997	RA	md/gd	1000	98	85	7	6	6
03	ENE	23	30	29	ENE	27	35	E	31	40	998	DZ	md/gd	1000	92	78	7	7	6
06	ENE	21	28	27	ENE	24	31	ENE	26	34	1000	DZ	md/gd	1000	91	76	7	7	6
09	ENE	19	25	23	ENE	22	28	ENE	24	31	1001	DZ	md/gd	1000	90	73	8	7	7
12	NE	17	22	20	NE	19	25	NE	21	27	1002	DZ	md/gd	1000	90	74	8	7	7
15	NE	16	21	21	NE	18	23	NE	19	25	1002	DZ	md/gd	1000	90	75	8	7	7
18	NE	14	19	21	NE	16	21	NE	17	23	1003	DZ	md/gd	1000	89	75	7	7	6
21	NE	13	18	19	NE	15	21	NE	17	22	1004	SHRA	md/gd	1000	81	76	7	7	7
Sunday, 06 Dec 2020 - Scapa Flow 58°53'N 003°02'W																			
00	ENE	12	17	19	ENE	15	20	NE	16	22	1005	SHRA	md/gd	1000	71	75	7	7	7
06	NE	12	17	20	NE	14	19	ENE	15	20	1005	SHRA	md/gd	1000	74	76	7	7	7
12	ENE	11	15	19	ENE	13	18	ENE	15	20	1006	SHRA	md/gd	1000	70	75	8	7	7
18	E	9	13	17	E	11	16	E	12	17	1007	SHRA	md/gd	1000	72	81	7	7	7
Monday, 07 Dec 2020 - Scapa Flow 58°53'N 003°02'W																			
00	ENE	8	11	17	ENE	10	13	ENE	10	15	1007	SHRA	md/gd	1000	65	84	7	7	7
06	S	6	9	17	S	7	11	S	8	11	1005	NSW	good	1000	75	84	7	7	6
12	ESE	10	14	20	SE	12	16	SE	13	18	1004	NSW	good	1000	80	79	7	7	6
18	ENE	15	20	24	ENE	17	23	ENE	19	25	1003	DZ	md/gd	1000	88	74	7	7	6
Tuesday, 08 Dec 2020 - Scapa Flow 58°53'N 003°02'W																			
00	E	16	21	27	E	19	25	E	21	27	1000	RA	md/gd	1000	91	79	8	7	7
06	ESE	15	20	23	ESE	18	24	ESE	20	26	1000	RA	md/gd	1000	91	81	8	7	7
12	SE	16	22	23	SE	19	25	SE	21	27	1004	NSW	good	1000	69	78	8	7	7
18	SE	16	22	23	SE	19	25	SE	21	27	1007	NSW	good	2000	60	70	8	7	7
Wednesday, 09 Dec 2020 - Scapa Flow 58°53'N 003°02'W																			
00	SE	15	21	22	SE	18	24	SE	20	26	1009	NSW	good	1000	70	76	8	7	7
06	SE	12	17	19	SE	14	19	SE	16	21	1010	NSW	good	2000	69	72	7	7	7
12	SSE	14	18	21	SSE	16	21	SSE	17	23	1011	SHRA	md/gd	1000	75	79	7	7	6
18	SSE	14	19	20	SSE	16	22	SSE	18	24	1012	SHRA	md/gd	1000	80	84	7	7	6
Thursday, 10 Dec 2020 - Scapa Flow 58°53'N 003°02'W																			
00	SSE	11	16	21	SSE	14	18	SSE	15	20	1013	SHRA	md/gd	1000	76	78	7	7	7

Harbour Forecast

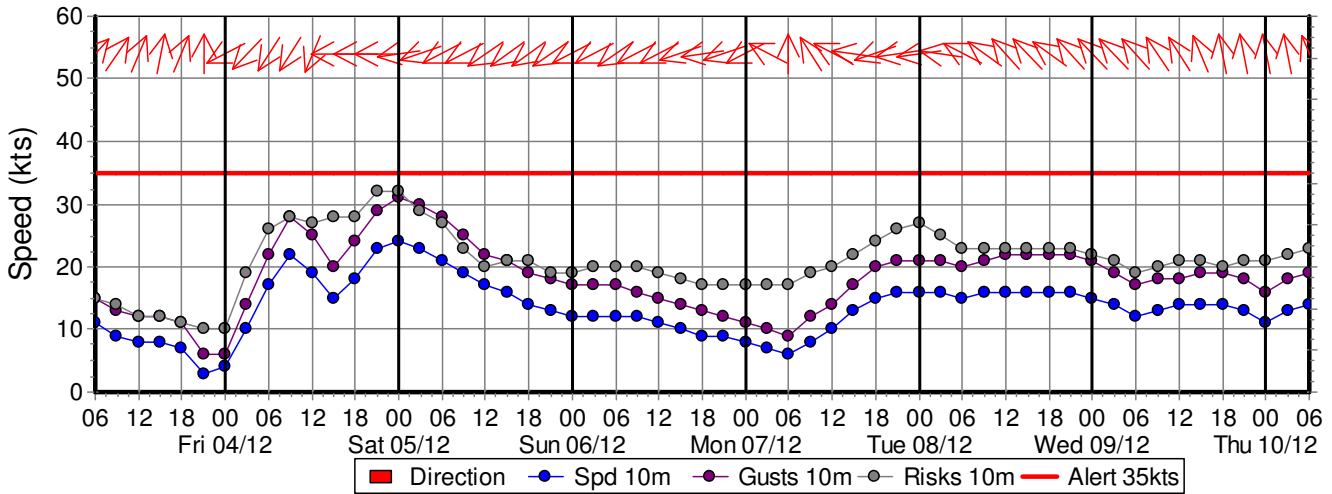
Orkney Harbour
Scapa Flow
MGO_REF_3205
Issued on 03 Dec 2020, 0357UTC



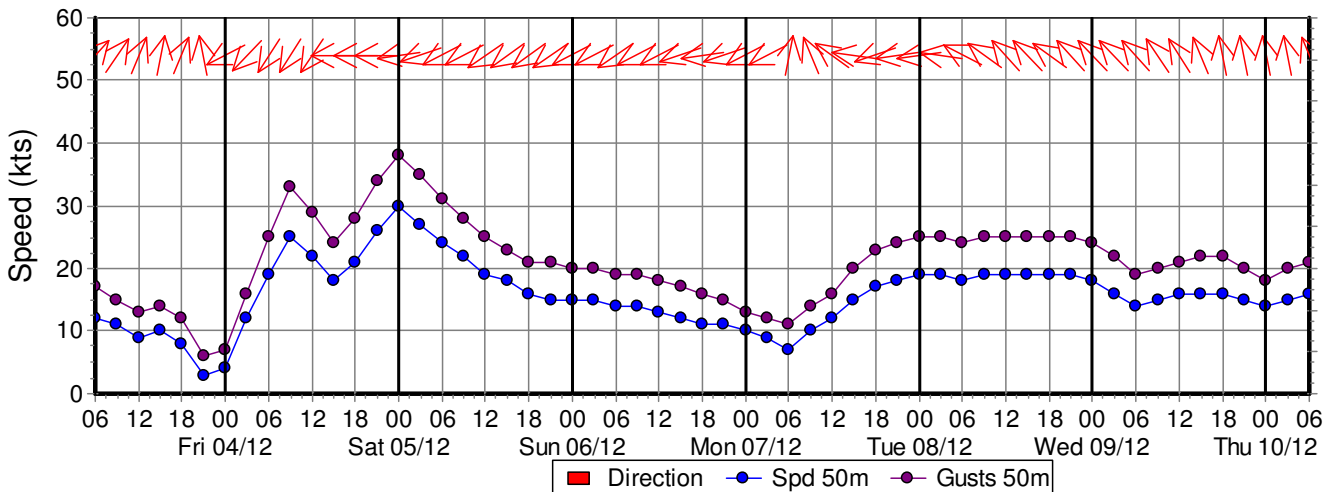
Contact details

E: OffshoreDutyforecaster@MeteoGroup.com
Wageningen Office T: +31 317 399822
Aberdeen Office T: +44 1224 042444
W: <https://www.meteogroup.com>
<https://offshore.meteogroup.com/ocw>

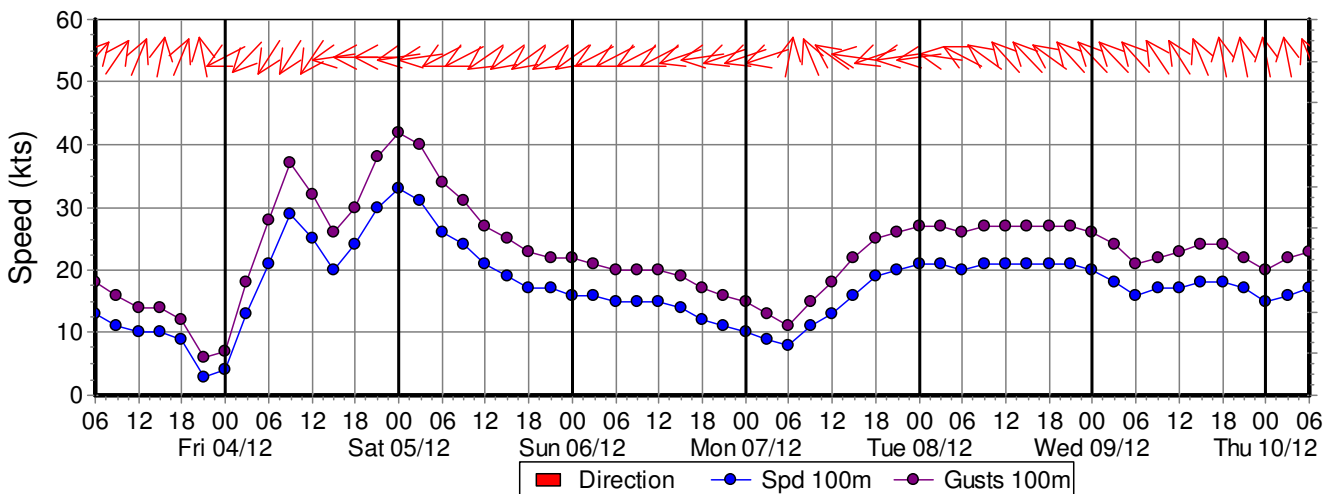
10 Wind graph 7 day Scapa Flow



50m Wind graph 7 day Scapa Flow



100m Wind graph 7 day Scapa Flow



Harbour Forecast

Orkney Harbour

Scapa Flow

MGO_REF_3205

Issued on 03 Dec 2020, 0357UTC



Contact details

E: OffshoreDutyforecaster@MeteoGroup.com

Wageningen Office T: +31 317 399822

Aberdeen Office T: +44 1224 042444

W: <https://www.meteogroup.com>

<https://offshore.meteogroup.com/ocw>

