

Harbour Forecast

Orkney Harbour

Scapa Flow

MGO_REF_3205

Issued on 26 Oct 2020, 1355UTC



Contact details

E: OffshoreDutyforecaster@MeteoGroup.com

Wageningen Office T: +31 317 399822

Aberdeen Office T: +44 1224 042444

W: <https://www.meteogroup.com>

<https://offshore.meteogroup.com/ocw>

Meteorological Situation

Low pressure is centred over N. Scotland and Orkney during this afternoon, evening and overnight keeping winds rather calm but showers are a possibility. Through tomorrow, the low moves into the North Sea and weakens but another deep low in the Atlantic is expected to push towards the west coast of Scotland/Ireland peaking SE-ly winds at Scapa around fresh, possibly strong, during the evening as a front crosses. Conditions weaken somewhat as a secondary low in the North Sea weakens the pressure gradient but rain and showers are likely to persist.

Summary next 72 hrs: Wind: SSE-ly, veering, light, increasing to fresh breeze on 27 October 18 UTC. Sea temperature: 11-12C.

Warnings (next 24 hrs)

Gale	Nil	Lightning Risk	Low
Windshear	Nil	Confidence	Low

Criteria levels	10m Winds: 35.0kts	■ critical	■ marginal
------------------------	--------------------	---	--

WX=Weather, FG=Fog, DZ=Drizzle, RA=Rain, SN=Snow, SHRA=Rainshower, SHSN=Snowshower, GR=Hail, TS=Thunderstorm, NSW=No sig weather

UTC	Winds									Weather						Temperature			
	10m				50m			100m		MSLP (hPa)	Type	Vis (nm)	Cld (ft)	Cld (%)	RH (%)	10m (C)	50m (C)	100m (C)	
	Dir	Spd (kts)	Gust (kts)	Risk (kts)	Dir	Spd (kts)	Gust (kts)	Dir	Spd (kts)										Gust (kts)
Monday, 26 Oct 2020 - Scapa Flow 58°53'N 003°02'W																			
15	NE	4	7	9	NE	4	7	NE	5	8	987	NSW	good	1000	70	79	11	10	10
18	NE	6	9	10	NE	7	10	NE	8	12	988	NSW	good	1000	69	84	10	10	9
21	N	6	9	10	N	7	11	NNE	8	12	990	NSW	good	1000	75	85	10	10	9
Tuesday, 27 Oct 2020 - Scapa Flow 58°53'N 003°02'W																			
00	NNE	5	8	10	NE	6	9	NE	7	10	990	NSW	good	1000	76	87	10	9	9
03	E	5	8	8	E	6	10	E	7	11	990	NSW	good	1000	72	86	10	9	9
06	ESE	5	7	7	ESE	6	9	ESE	6	9	989	NSW	good	1000	66	87	9	9	9
09	SE	7	11	9	SE	9	12	SE	9	13	989	NSW	good	1000	68	87	10	9	9
12	SSE	11	14	12	SSE	12	16	SSE	13	17	988	NSW	good	1000	61	84	10	10	9
15	SSE	13	17	17	SSE	14	19	SSE	16	21	986	NSW	good	1000	60	84	10	9	9
18	SSE	17	23	21	SSE	20	26	SSE	22	29	985	DZ	md/gd	1000	89	80	10	10	9
21	S	15	20	18	S	17	23	S	19	25	984	RA	md/gd	1000	99	88	9	9	8
Wednesday, 28 Oct 2020 - Scapa Flow 58°53'N 003°02'W																			
00	WSW	14	19	21	WSW	17	22	WSW	19	24	983	RA	md/gd	1000	98	86	9	9	8
03	WSW	9	13	16	WSW	11	16	WSW	13	17	983	RA	md/gd	1000	92	80	9	9	8
06	SSW	10	14	16	SSW	12	17	SSW	14	18	983	DZ	md/gd	1000	90	78	9	9	8
09	SSW	12	16	19	SSW	15	20	SSW	16	22	984	DZ	md/gd	1000	89	79	9	9	8
12	SSW	12	17	19	SSW	15	19	SSW	16	21	985	NSW	good	1000	80	77	10	9	9
15	SSW	12	17	19	SSW	15	20	SSW	16	21	986	NSW	good	2000	60	76	10	10	9
18	SSW	12	16	17	SSW	14	19	SSW	16	22	987	NSW	good	2000	59	79	10	10	9
21	SSW	14	19	20	SSW	17	22	SSW	19	25	989	NSW	good	2000	78	80	10	9	9
Thursday, 29 Oct 2020 - Scapa Flow 58°53'N 003°02'W																			
00	SSW	13	17	19	SSW	15	20	SSW	17	23	990	NSW	good	2000	70	82	9	9	9
06	SW	14	19	22	SW	17	22	SW	18	24	995	NSW	good	1000	51	81	9	9	9
12	SSW	12	17	17	SSW	14	19	SSW	15	20	998	NSW	good	3500	69	77	10	10	9
18	SSE	21	28	26	SSE	26	34	SSE	31	40	995	RA	md/gd	1000	92	82	11	10	10
Friday, 30 Oct 2020 - Scapa Flow 58°53'N 003°02'W																			
00	S	19	24	25	S	21	27	S	24	31	993	DZ	md/gd	1000	86	88	12	12	12
06	WSW	19	25	25	WSW	22	29	WSW	25	33	998	NSW	good	1000	65	83	11	10	10
12	SW	16	22	23	SW	19	24	SW	20	26	1004	NSW	good	1000	66	77	11	10	9
18	SW	16	21	23	SW	19	25	SW	21	27	1008	NSW	md/gd	1000	78	74	10	9	9
Saturday, 31 Oct 2020 - Scapa Flow 58°53'N 003°02'W																			
00	SW	15	21	23	SW	18	24	SW	20	26	1010	NSW	good	2000	54	77	9	9	8
06	SSW	13	18	24	SSW	16	21	SSW	18	23	1010	NSW	good	2000	60	79	9	9	8
12	SSE	21	27	29	SSE	25	32	SSE	29	37	1003	DZ	md/gd	1000	92	81	11	10	10
18	S	19	25	30	S	23	30	S	26	33	994	RA	md/gd	1000	94	86	12	12	12
Sunday, 01 Nov 2020 - Scapa Flow 58°53'N 003°02'W																			
00	S	20	26	34	S	24	31	S	27	34	991	SHRA	md/gd	2000	79	77	10	10	9
06	SSE	24	31	31	SSE	29	37	SSE	33	42	988	SHRA	md/gd	1000	74	79	10	9	9
12	SW	23	29	34	SW	27	35	SW	31	40	983	SHRA	md/gd	1000	78	78	10	9	9
18	WSW	26	33	36	WSW	33	42	WSW	37	47	988	NSW	good	2000	56	72	10	9	9
Monday, 02 Nov 2020 - Scapa Flow 58°53'N 003°02'W																			
00	WSW	26	33	34	WSW	33	42	WSW	36	46	990	NSW	good	2000	54	73	9	8	8
06	WSW	22	29	33	WSW	26	34	WSW	30	38	992	NSW	good	2000	56	72	9	8	8

Harbour Forecast

Orkney Harbour

Scapa Flow

MGO_REF_3205

Issued on 26 Oct 2020, 1355UTC



Contact details

E: OffshoreDutyforecaster@MeteoGroup.com

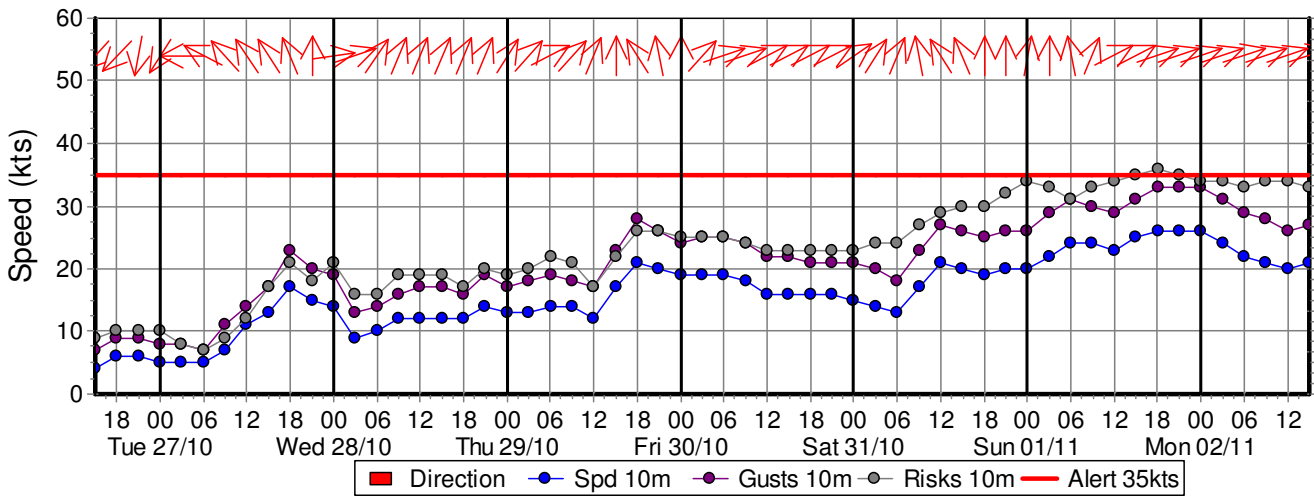
Wageningen Office T: +31 317 399822

Aberdeen Office T: +44 1224 042444

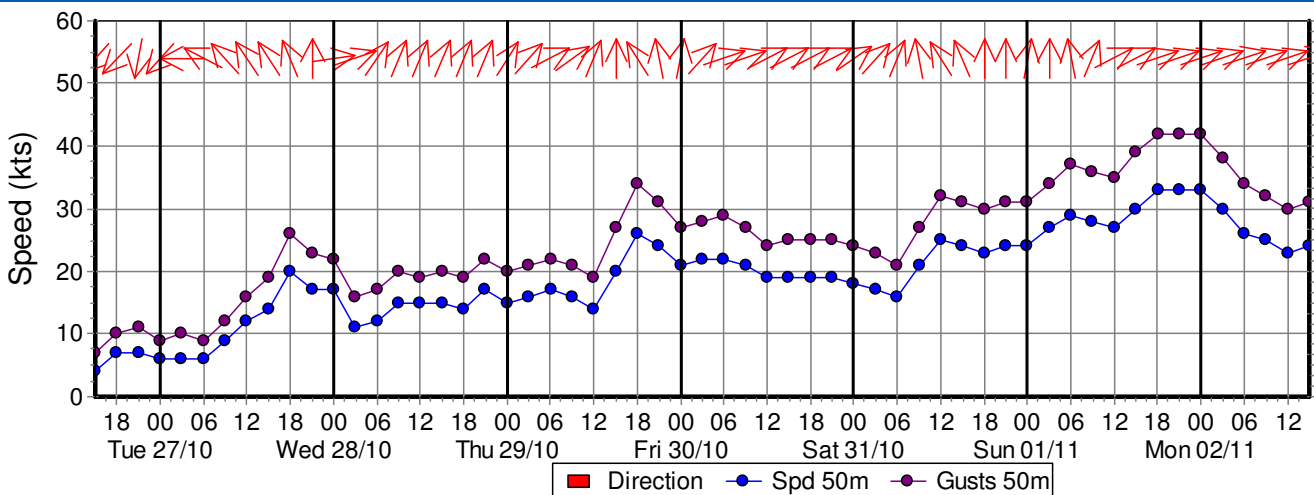
W: <https://www.meteogroup.com>

<https://offshore.meteogroup.com/ocw>

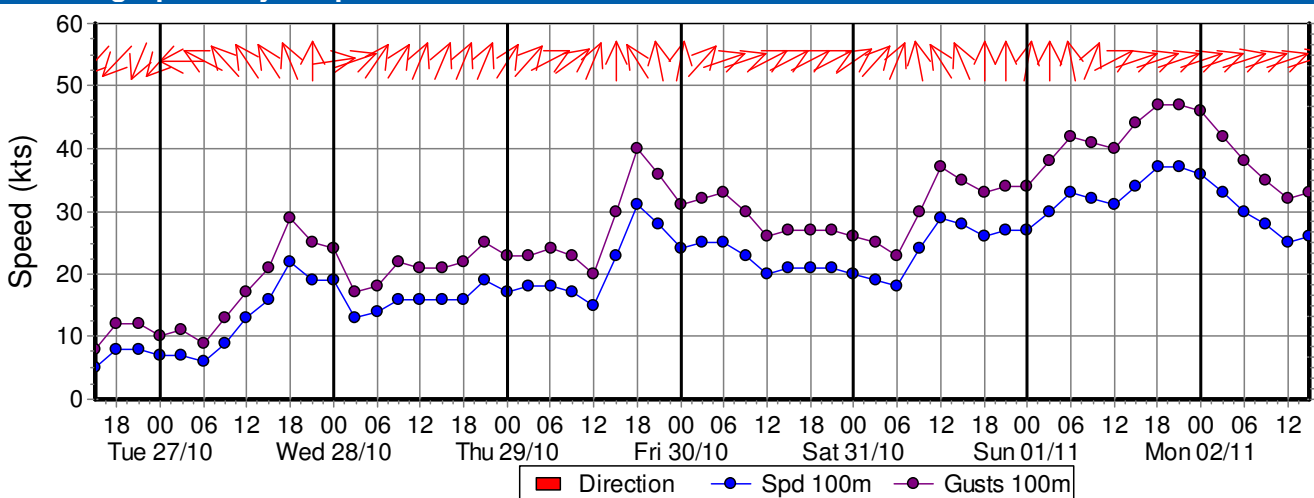
10 Wind graph 7 day Scapa Flow



50m Wind graph 7 day Scapa Flow



100m Wind graph 7 day Scapa Flow



Harbour Forecast

Orkney Harbour

Scapa Flow

MGO_REF_3205

Issued on 26 Oct 2020, 1355UTC



Contact details

E: OffshoreDutyforecaster@MeteoGroup.com

Wageningen Office T: +31 317 399822

Aberdeen Office T: +44 1224 042444

W: <https://www.meteogroup.com>

<https://offshore.meteogroup.com/ocw>

