

Harbour Forecast

Orkney Harbour

Scapa Flow

MGO_REF_3205

Issued on 14 Dec 2019, 0355UTC



Contact details

E: OffshoreDutyforecaster@MeteoGroup.com

Wageningen Office T: +31 317 399822

Aberdeen Office T: +44 1224 042444

W: <https://www.meteogroup.com>

<https://offshore.meteogroup.com/ocw>

Meteorological Situation

Complex low pressure is influencing the North Sea through the next few days. A centre is currently near to the Northern Isles while another is to the west of Ireland. The centre near to the Northern Isles is expected to remain there through the weekend while the other centre heads towards Ireland and then fills and becomes incorporated into the northern centre..

Summary next 72 hrs: Wind: W-ly, backing to SW, fresh, increasing to strong breeze, and abating to light on 16 December. Sea temperature: 8-9C.

Warnings (next 24 hrs)

Gale	Nil	Lightning Risk	Low
Windshear	Nil	Confidence	High

Criteria levels	10m Winds: 35.0kts	■ critical	■ marginal
------------------------	--------------------	---	--

WX=Weather, FG=Fog, DZ=Drizzle, RA=Rain, SN=Snow, SHRA=Rainshower, SHSN=Snowshower, GR=Hail, TS=Thunderstorm, NSW=No sig weather

UTC	Winds									Weather						Temperature			
	10m				50m			100m		MSLP	Type	Vis	Cld	Cld	RH	10m	50m	100m	
	Dir	Spd (kts)	Gust (kts)	Risk (kts)	Dir	Spd (kts)	Gust (kts)	Dir	Spd (kts)	Gust (kts)	(hPa)		(nm)	(ft)	%	%	(C)	(C)	(C)
Saturday, 14 Dec 2019 - Scapa Flow 58°53'N 003°02'W																			
06	W	18	24	23	W	20	27	W	23	30	965	DZ	md/gd	1000	91	83	6	6	5
09	W	22	28	25	W	25	33	W	29	37	966	DZ	md/gd	1000	88	83	6	6	5
12	WSW	22	29	25	WSW	26	33	WSW	29	37	967	NSW	good	1000	80	77	6	6	5
15	WSW	21	27	24	WSW	24	31	WSW	27	35	969	NSW	good	1000	76	74	6	5	5
18	SW	18	24	24	SW	20	26	SW	22	29	970	NSW	good	1000	72	73	5	5	4
21	SSW	16	21	23	SSW	18	24	SW	20	26	971	NSW	good	1000	74	75	5	4	4
Sunday, 15 Dec 2019 - Scapa Flow 58°53'N 003°02'W																			
00	SW	15	20	22	SW	17	23	SW	19	25	972	NSW	good	1000	76	77	5	4	3
03	SW	13	18	21	SW	15	20	SW	16	21	972	SHRA	md/gd	1000	79	79	4	4	3
06	SW	14	19	22	SW	17	23	SW	19	25	973	NSW	good	1000	79	78	5	4	3
09	SW	16	21	22	SW	19	25	SW	21	27	976	NSW	good	1000	79	75	5	4	4
12	SW	17	22	23	SW	19	25	SW	21	27	978	NSW	good	1000	76	74	5	4	4
15	SW	16	21	22	SW	18	24	SW	20	26	980	NSW	good	3500	80	70	5	4	4
18	SSW	15	20	22	SSW	17	23	SSW	19	25	982	NSW	good	3500	75	71	5	4	4
21	S	17	22	23	S	19	25	S	21	27	984	NSW	good	NLC	44	72	5	5	4
Monday, 16 Dec 2019 - Scapa Flow 58°53'N 003°02'W																			
00	S	14	19	22	S	15	21	S	17	22	985	NSW	good	3500	65	75	5	5	4
03	SSE	11	16	22	SSE	12	16	SSE	13	18	986	NSW	good	NLC	48	70	6	5	5
06	SSE	11	16	21	SSE	12	16	SSE	13	17	986	NSW	good	1000	66	76	6	5	5
09	SSE	8	12	19	SSE	7	11	SSE	8	12	987	NSW	good	1000	55	77	5	5	5
12	SSE	8	12	18	SSE	7	11	SSE	8	12	988	NSW	good	2000	51	76	6	5	5
15	SSE	8	12	17	SSE	7	11	SSE	8	12	989	NSW	good	1000	50	75	6	5	5
18	SE	7	11	17	SE	7	10	SE	7	11	990	NSW	good	2000	48	72	6	6	6
21	SSE	6	10	15	SSE	7	10	SSE	7	11	991	NSW	good	1000	62	76	5	6	6
Tuesday, 17 Dec 2019 - Scapa Flow 58°53'N 003°02'W																			
00	SE	5	8	14	SE	6	9	SE	6	10	992	NSW	good	1000	76	79	5	5	5
06	WSW	7	11	15	WSW	8	11	WSW	9	12	993	SHRA	md/gd	1000	74	76	6	6	6
12	SW	8	11	16	SW	8	11	SW	8	12	995	NSW	good	1000	69	78	6	6	6
18	W	6	9	16	WSW	5	8	WSW	5	8	997	NSW	good	1000	68	76	6	6	5
Wednesday, 18 Dec 2019 - Scapa Flow 58°53'N 003°02'W																			
00	W	9	13	18	WNW	10	14	WNW	11	15	999	NSW	good	1000	56	78	6	6	6
06	WSW	8	12	18	WSW	9	13	W	10	15	1002	NSW	good	1000	52	79	6	6	6
12	SW	7	10	18	SW	8	12	SW	9	13	1006	NSW	good	2000	41	79	5	5	5
18	SSE	14	18	22	SSE	16	22	SSE	18	24	1007	NSW	good	NLC	72	73	6	6	5
Thursday, 19 Dec 2019 - Scapa Flow 58°53'N 003°02'W																			
00	SSE	21	27	31	SSE	25	32	SSE	28	36	1005	DZ	md/gd	1000	88	80	7	7	6
06	SSE	23	30	29	SSE	28	35	SSE	32	41	1002	DZ	md/gd	1000	89	81	7	7	6
12	SSE	20	26	27	SSE	24	31	SSE	26	34	1002	DZ	md/gd	1000	89	84	8	7	7
18	SE	20	26	27	SE	23	30	SE	26	33	1000	DZ	md/gd	1000	91	86	8	7	7
Friday, 20 Dec 2019 - Scapa Flow 58°53'N 003°02'W																			
00	SE	19	25	28	SE	23	30	SE	26	33	999	NSW	md/gd	1000	61	84	8	8	8
06	ESE	18	24	30	ESE	22	29	ESE	25	32	997	SHRA	md/gd	1000	65	89	8	8	8
12	SE	17	22	27	SE	21	27	SE	23	30	997	SHRA	md/gd	500	69	91	9	8	8
18	SSE	16	21	25	SSE	19	25	SSE	21	28	996	RA	mod	100	96	94	8	8	8
Saturday, 21 Dec 2019 - Scapa Flow 58°53'N 003°02'W																			
00	SSE	15	19	26	SSE	18	23	SSE	20	26	995	RA	mod	200	95	93	8	8	8

Harbour Forecast

Orkney Harbour

Scapa Flow

MGO_REF_3205

Issued on 14 Dec 2019, 0355UTC



Contact details

E: OffshoreDutyforecaster@MeteoGroup.com

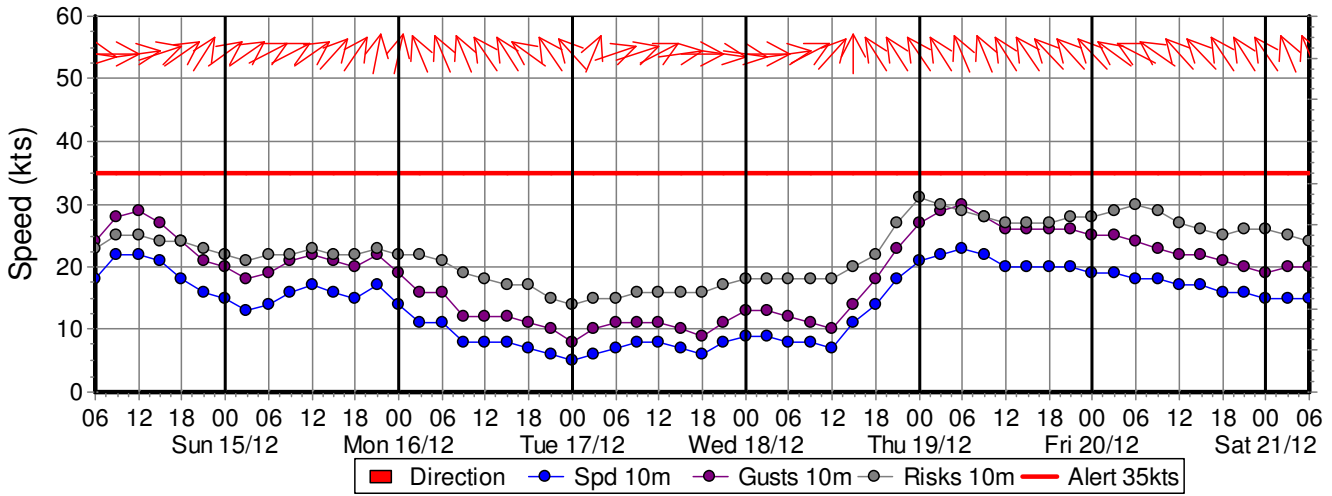
Wageningen Office T: +31 317 399822

Aberdeen Office T: +44 1224 042444

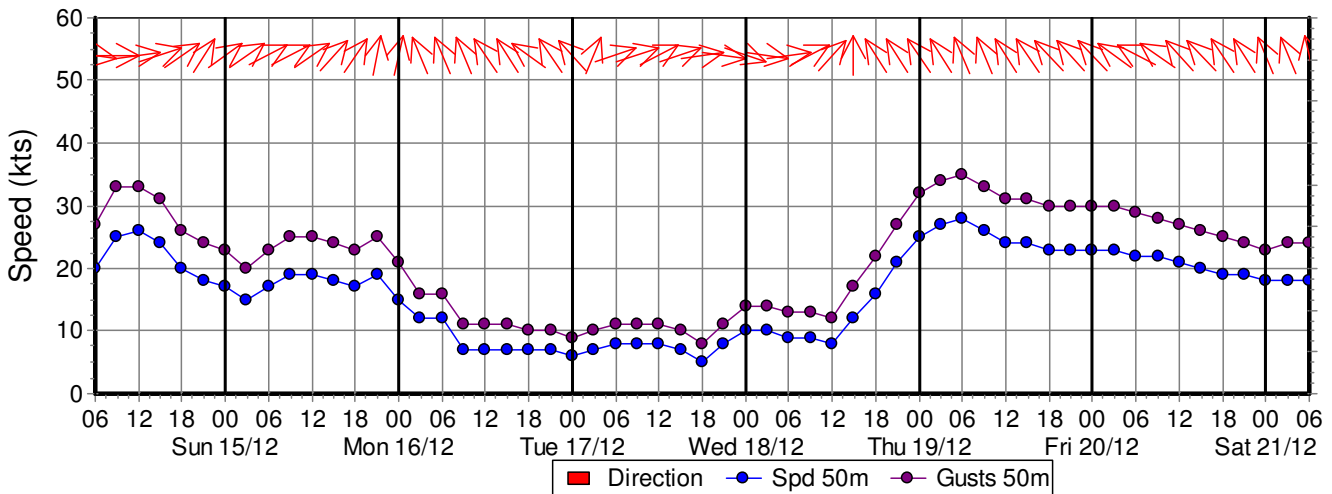
W: <https://www.meteogroup.com>

<https://offshore.meteogroup.com/ocw>

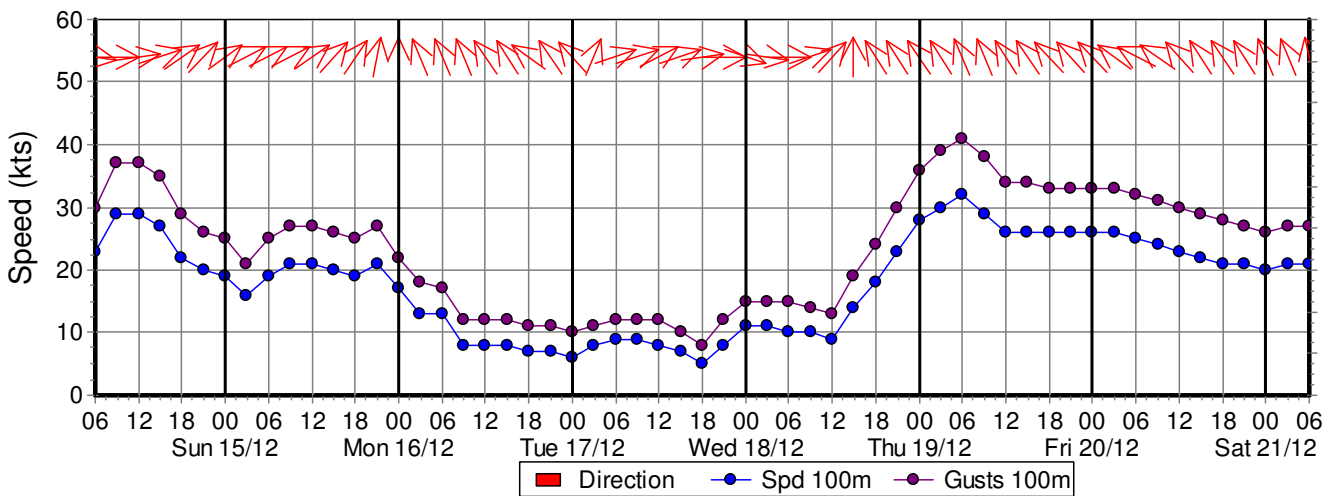
10 Wind graph 7 day Scapa Flow



50m Wind graph 7 day Scapa Flow



100m Wind graph 7 day Scapa Flow



Harbour Forecast

Orkney Harbour

Scapa Flow

MGO_REF_3205

Issued on 14 Dec 2019, 0355UTC



Contact details

E: OffshoreDutyforecaster@MeteoGroup.com

Wageningen Office T: +31 317 399822

Aberdeen Office T: +44 1224 042444

W: <https://www.meteogroup.com>

<https://offshore.meteogroup.com/ocw>

