

Harbour Forecast

Orkney Harbour

Scapa Flow

MGO_REF_3205

Issued on 17 Nov 2019, 1356UTC



Contact details

E: OffshoreDutyforecaster@MeteoGroup.com

Wageningen Office T: +31 317 399822

Aberdeen Office T: +44 1224 042444

W: <https://www.meteogroup.com>

<https://offshore.meteogroup.com/ocw>

Meteorological Situation

A high pressure ridge will slowly cross Orkney the next 24-36 hours, promoting rather fair and calm conditions. From Tuesday winds will gradually become SE-ly and pick up to F5/6 between low pressure on the Atlantic to Biscay and high pressure over Russia and Scandinavia.

Summary next 72 hrs: Wind: WNW-ly, veering to NE, light, increasing to fresh breeze on 20 November 06 UTC. Sea temperature: 10-11C.

Warnings (next 24 hrs)

Gale	Nil	Lightning Risk	Low
Windshear	Nil	Confidence	High

Criteria levels	10m Winds: 35.0kts	■ critical	■ marginal
-----------------	--------------------	---	--

WX=Weather, FG=Fog, DZ=Drizzle, RA=Rain, SN=Snow, SHRA=Rainshower, SHSN=Snowshower, GR=Hail, TS=Thunderstorm, NSW=No sig weather

UTC	Winds									Weather						Temperature			
	10m				50m			100m		MSLP	Type	Vis	Cld	Cld	RH	10m	50m	100m	
	Dir	Spd (kts)	Gust (kts)	Risk (kts)	Dir	Spd (kts)	Gust (kts)	Dir	Spd (kts)	Gust (kts)	(hPa)		(nm)	(ft)	%	%	(C)	(C)	(C)
Sunday, 17 Nov 2019 - Scapa Flow 58°53'N 003°02'W																			
15	NW	8	12	11	NW	10	14	NW	10	14	1017	NSW	good	1000	61	71	7	7	6
18	WNW	7	10	10	WNW	9	13	WNW	9	13	1017	NSW	good	1000	51	72	6	6	6
21	W	9	13	14	W	11	15	WNW	12	16	1018	SHRA	md/gd	1000	65	76	6	6	5
Monday, 18 Nov 2019 - Scapa Flow 58°53'N 003°02'W																			
00	WNW	10	14	15	WNW	11	15	WNW	12	16	1018	SHRA	md/gd	1000	64	82	5	5	4
03	NW	8	12	15	NW	10	14	NW	11	15	1018	NSW	good	1000	54	79	5	5	5
06	NW	8	12	14	NW	10	14	NW	12	16	1018	NSW	good	2000	48	70	5	5	5
09	NW	8	11	13	NW	10	14	NW	11	15	1018	NSW	good	2000	39	69	6	5	5
12	NW	8	12	11	NW	9	13	NW	10	14	1018	NSW	good	NLC	28	69	6	5	5
15	N	7	11	11	N	8	12	N	9	13	1017	NSW	good	NLC	22	67	6	6	5
18	N	6	10	10	N	7	11	N	8	11	1016	NSW	good	2000	36	62	5	5	5
21	NNE	5	8	9	NNE	6	9	NNE	6	10	1016	NSW	good	NLC	44	63	5	5	5
Tuesday, 19 Nov 2019 - Scapa Flow 58°53'N 003°02'W																			
00	NE	4	7	9	NE	5	8	ENE	6	9	1015	NSW	good	3500	51	62	6	5	5
03	E	5	8	10	ENE	5	9	ENE	6	10	1014	NSW	good	2000	68	63	6	6	5
06	E	5	8	10	ENE	5	8	ENE	6	9	1013	NSW	good	2000	70	61	6	6	6
09	ENE	6	10	11	ENE	7	10	ENE	7	11	1013	NSW	good	2000	70	61	6	6	6
12	E	7	10	12	E	8	12	E	9	13	1013	NSW	good	2000	71	59	6	6	6
15	ESE	7	11	13	ESE	9	13	ESE	10	14	1012	NSW	good	2000	70	59	6	6	6
18	SE	8	12	16	SE	10	14	SE	11	15	1012	NSW	good	2000	70	59	6	6	6
21	SSE	10	14	18	SSE	13	17	SSE	14	19	1012	NSW	good	2000	69	59	6	6	6
Wednesday, 20 Nov 2019 - Scapa Flow 58°53'N 003°02'W																			
00	SSE	12	17	19	SSE	15	20	SSE	16	22	1012	NSW	good	2000	69	61	7	6	6
06	SSE	18	24	22	SSE	22	28	SSE	24	31	1011	NSW	good	2000	76	70	7	7	6
12	SSE	20	26	23	SSE	23	30	SSE	25	33	1012	DZ	md/gd	2000	80	72	8	7	7
18	SE	20	26	23	SE	23	30	SE	25	33	1011	DZ	md/gd	2000	88	75	8	8	7
Thursday, 21 Nov 2019 - Scapa Flow 58°53'N 003°02'W																			
00	SSE	19	25	24	SSE	22	29	SSE	24	31	1012	NSW	good	2000	74	69	9	8	8
06	SSE	18	24	23	SSE	21	27	SSE	23	29	1011	NSW	good	1000	82	76	8	8	7
12	SE	19	25	25	SE	22	29	SE	25	32	1011	DZ	md/gd	1000	84	79	9	8	8
18	SE	20	26	25	SE	23	30	SE	25	33	1009	DZ	md/gd	1000	85	83	9	8	8
Friday, 22 Nov 2019 - Scapa Flow 58°53'N 003°02'W																			
00	SE	21	27	24	SE	24	31	SE	27	34	1008	NSW	good	1000	79	80	9	8	8
06	SE	20	26	23	SE	24	31	SE	26	34	1007	DZ	md/gd	1000	92	82	9	9	8
12	ESE	19	26	23	ESE	23	30	ESE	26	33	1007	RA	md/gd	1000	90	89	9	9	8
18	SE	15	21	22	SE	19	24	SE	21	27	1008	RA	md/gd	1000	96	90	9	9	8
Saturday, 23 Nov 2019 - Scapa Flow 58°53'N 003°02'W																			
00	SE	15	20	22	SE	17	23	SSE	19	25	1009	DZ	md/gd	1000	95	88	9	9	9
06	SE	14	19	24	SE	17	23	SE	19	25	1009	NSW	good	1000	82	88	9	9	9
12	SSE	11	16	24	SSE	13	18	SSE	15	20	1010	NSW	good	1000	71	88	9	9	8
18	SE	13	17	24	SE	15	20	SE	17	22	1010	DZ	md/gd	1000	89	87	9	9	8
Sunday, 24 Nov 2019 - Scapa Flow 58°53'N 003°02'W																			
00	SE	15	19	24	SE	17	23	SE	20	26	1010	DZ	md/gd	1000	91	86	9	9	8
06	SE	17	22	26	SE	20	26	SE	22	28	1008	DZ	md/gd	1000	89	85	9	9	8

Harbour Forecast

Orkney Harbour

Scapa Flow

MGO_REF_3205

Issued on 17 Nov 2019, 1356UTC



Contact details

E: OffshoreDutyforecaster@MeteoGroup.com

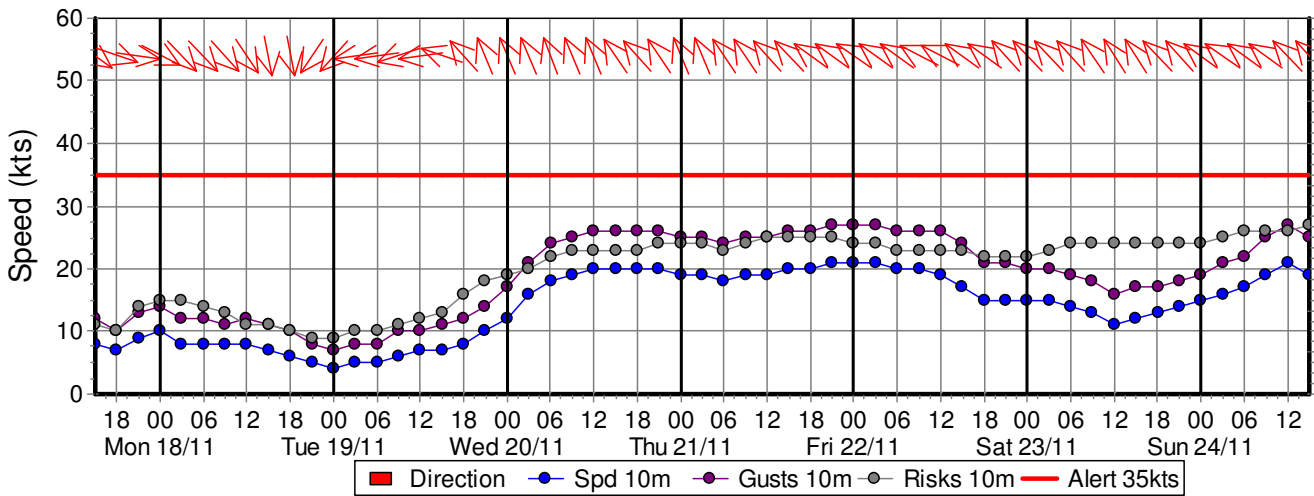
Wageningen Office T: +31 317 399822

Aberdeen Office T: +44 1224 042444

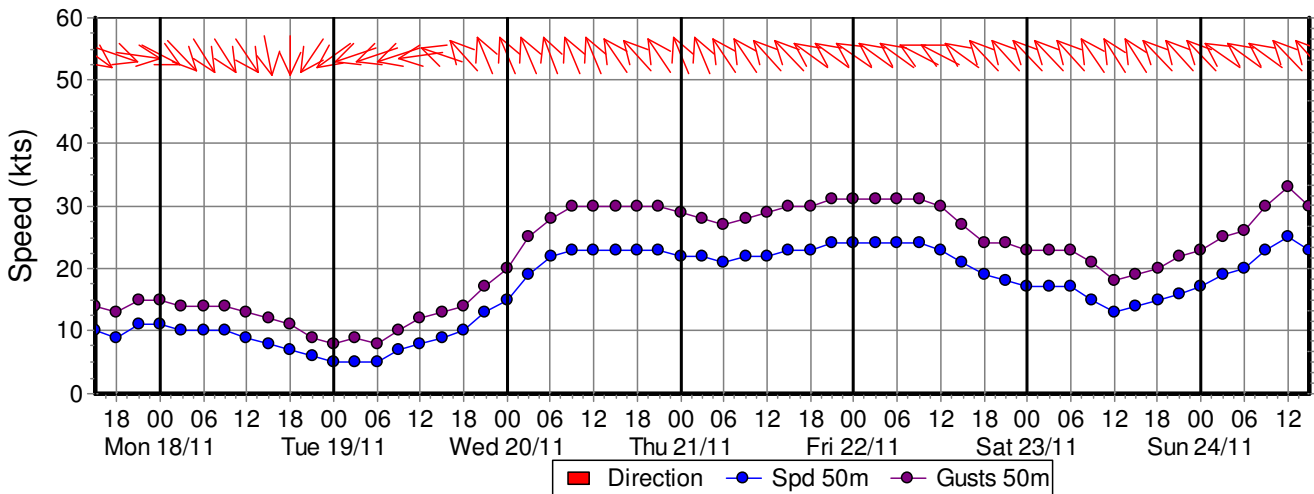
W: <https://www.meteogroup.com>

<https://offshore.meteogroup.com/ocw>

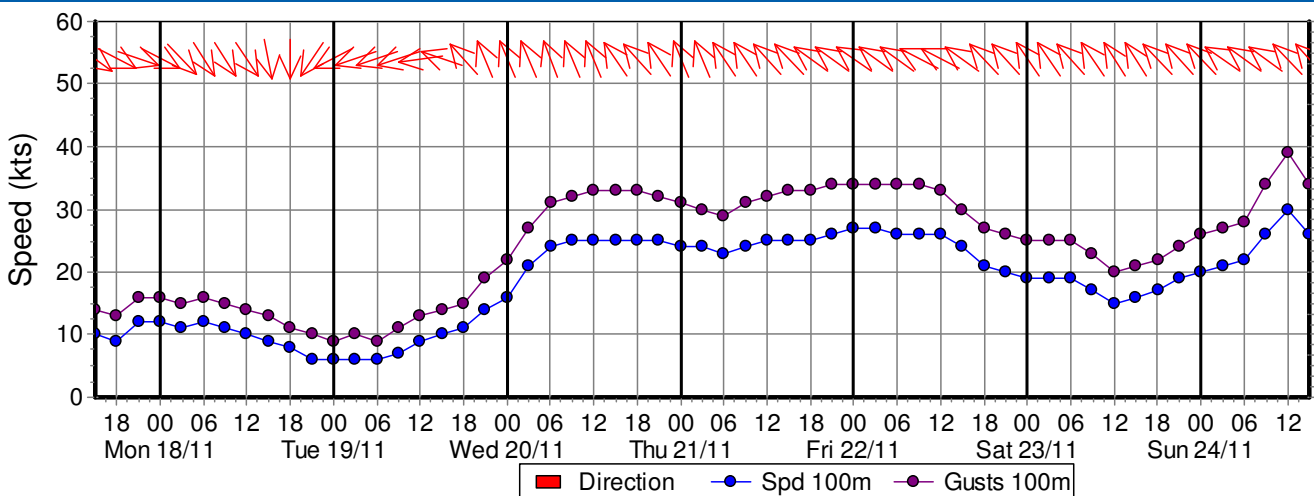
10 Wind graph 7 day Scapa Flow



50m Wind graph 7 day Scapa Flow



100m Wind graph 7 day Scapa Flow



Harbour Forecast

Orkney Harbour

Scapa Flow

MGO_REF_3205

Issued on 17 Nov 2019, 1356UTC



Contact details

E: OffshoreDutyforecaster@MeteoGroup.com

Wageningen Office T: +31 317 399822

Aberdeen Office T: +44 1224 042444

W: <https://www.meteogroup.com>

<https://offshore.meteogroup.com/ocw>

