

Harbour Forecast

Orkney Harbour
Scapa Flow
MGO_REF_3205
Issued on 21 Apr 2019, 1353UTC



Contact details

E: OffshoreDutyforecaster@MeteoGroup.com
Wageningen Office T: +31 317 399822
Aberdeen Office T: +44 1224 042444
W: <https://www.meteogroup.com>
<https://offshore.meteogroup.com/ocw>

Meteorological Situation

Between high pressure ridge over Scandinavia and low pressure on the Atlantic a mainly SE-ly flow will be continued. Winds will increase during the next 48-60 hours and become force 6, risk 7 on Tuesday and Wednesday. Weather will turn fair.

Summary next 72 hrs: Wind: SSE-ly, light increasing to strong breeze on 23 April. Sea temperature: 8-9C.

Warnings (next 24 hrs)

Gale	Nil	Lightning Risk	Low
Windshear	Nil	Confidence	High

Criteria levels	10m Winds: 35.0kts	 critical	 marginal
------------------------	--------------------	---	--

WX=Weather, FG=Fog, DZ=Drizzle, RA=Rain, SN=Snow, SHRA=Rainshower, SHSN=Snowshower, GR=Hail, TS=Thunderstorm, NSW=No sig weather

UTC	Winds						Weather					Temperature							
	10m			50m			100m			MSLP	Type	Vis	Cld	Cld	RH	10m	50m	100m	
	Dir	Spd (kts)	Gust (kts)	Risk (kts)	Dir	Spd (kts)	Gust (kts)	Dir	Spd (kts)	Gust (kts)	(hPa)		(nm)	(ft)	%	%	(C)	(C)	(C)
Sunday, 21 Apr 2019 - Scapa Flow 58°53'N 003°02'W																			
15	SSE	12	16	15	SSE	15	19	SSE	18	23	1011	NSW	good	NLC	82	89	11	12	14
18	SSE	13	17	16	SSE	16	21	SSE	20	26	1009	NSW	good	NLC	75	85	11	14	16
21	SSE	12	16	18	S	16	21	S	20	26	1008	NSW	good	NLC	56	84	11	14	16
Monday, 22 Apr 2019 - Scapa Flow 58°53'N 003°02'W																			
00	S	14	19	18	S	18	24	S	23	29	1007	NSW	good	NLC	49	81	11	12	14
03	SSE	15	20	18	SSE	20	25	SSE	24	31	1006	NSW	md/gd	NLC	42	76	10	11	12
06	SSE	16	21	20	SSE	20	26	SSE	24	31	1006	NSW	md/gd	NLC	28	76	10	11	11
09	SSE	17	22	19	SSE	20	26	SSE	23	30	1007	NSW	good	NLC	0	73	11	11	11
12	SSE	15	20	19	SSE	19	24	SSE	22	28	1008	NSW	good	NLC	4	77	11	12	12
15	SE	19	25	21	SE	23	30	SE	26	33	1007	NSW	md/gd	NLC	18	81	10	10	10
18	SE	20	26	22	SSE	24	31	SSE	29	37	1007	NSW	good	NLC	6	71	10	10	10
21	SSE	19	24	21	SSE	23	29	SSE	26	33	1007	NSW	md/gd	NLC	19	85	9	9	9
Tuesday, 23 Apr 2019 - Scapa Flow 58°53'N 003°02'W																			
00	SSE	17	22	20	SSE	21	27	SSE	24	31	1007	NSW	mod	NLC	50	87	9	9	9
03	SSE	17	22	20	SSE	21	26	SSE	24	30	1006	NSW	mod	NLC	66	88	9	9	8
06	SE	19	25	22	SE	23	29	SE	26	33	1006	NSW	mod	NLC	76	87	9	9	8
09	SE	20	25	22	SE	24	30	SE	27	34	1006	NSW	mod	NLC	69	86	9	9	9
12	SE	23	29	25	SE	28	35	SE	33	41	1006	NSW	md/gd	NLC	72	82	10	9	9
15	SE	25	31	27	SE	31	39	SE	35	44	1005	NSW	md/gd	NLC	56	81	10	9	9
18	SE	25	31	27	SE	31	39	SE	35	44	1005	NSW	md/gd	NLC	72	84	9	9	8
21	SE	23	30	26	SE	29	36	SE	33	42	1005	NSW	good	NLC	68	85	9	9	8
Wednesday, 24 Apr 2019 - Scapa Flow 58°53'N 003°02'W																			
00	SE	21	27	24	SE	25	32	SE	30	38	1005	NSW	good	NLC	46	81	9	9	9
06	SE	21	28	25	SE	26	33	SE	32	40	1004	NSW	md/gd	NLC	44	83	9	9	9
12	ESE	23	30	26	ESE	29	37	ESE	33	42	1004	NSW	good	NLC	36	80	10	9	9
18	ESE	24	31	26	ESE	30	38	ESE	34	43	1003	NSW	good	NLC	48	85	9	9	8
Thursday, 25 Apr 2019 - Scapa Flow 58°53'N 003°02'W																			
00	E	22	28	25	E	26	34	E	31	40	1000	NSW	md/gd	500	57	91	9	8	8
06	ESE	20	25	26	SE	24	31	SE	27	35	998	DZ	md/gd	500	89	91	9	8	8
12	SE	17	23	22	SE	21	27	SE	23	30	999	NSW	good	NLC	59	88	10	9	9
18	SE	21	27	27	SE	25	33	SE	30	38	999	NSW	good	500	84	91	9	9	9
Friday, 26 Apr 2019 - Scapa Flow 58°53'N 003°02'W																			
00	SE	18	24	22	SE	22	28	SE	25	32	1000	NSW	good	500	80	90	9	8	8
06	SE	16	21	21	SE	19	25	SE	22	28	1001	NSW	good	NLC	49	89	9	8	8
12	SE	17	23	23	SE	20	26	SE	22	29	1002	NSW	good	NLC	51	85	10	9	8
18	SE	19	25	23	SE	23	29	SSE	25	32	1001	NSW	good	NLC	56	86	9	9	8
Saturday, 27 Apr 2019 - Scapa Flow 58°53'N 003°02'W																			
00	SE	17	23	21	SSE	21	27	SSE	23	30	1000	NSW	mod	200	78	93	8	8	8
06	SE	14	19	24	SE	18	23	SE	19	26	997	RA	md/gd	1000	88	85	8	7	7
12	W	22	29	28	W	26	34	W	30	38	998	RA	md/gd	1000	88	83	8	7	7
18	W	18	24	21	W	21	28	W	23	30	1000	SHRA	md/gd	3500	79	73	8	8	7
Sunday, 28 Apr 2019 - Scapa Flow 58°53'N 003°02'W																			
00	WSW	19	25	23	WSW	22	29	WSW	25	32	1000	NSW	good	3500	70	77	8	7	7
06	W	16	21	21	W	19	25	W	21	27	1000	NSW	good	3500	74	73	8	7	7

Harbour Forecast

Orkney Harbour

Scapa Flow

MGO_REF_3205

Issued on 21 Apr 2019, 1353UTC



Contact details

E: OffshoreDutyforecaster@MeteoGroup.com

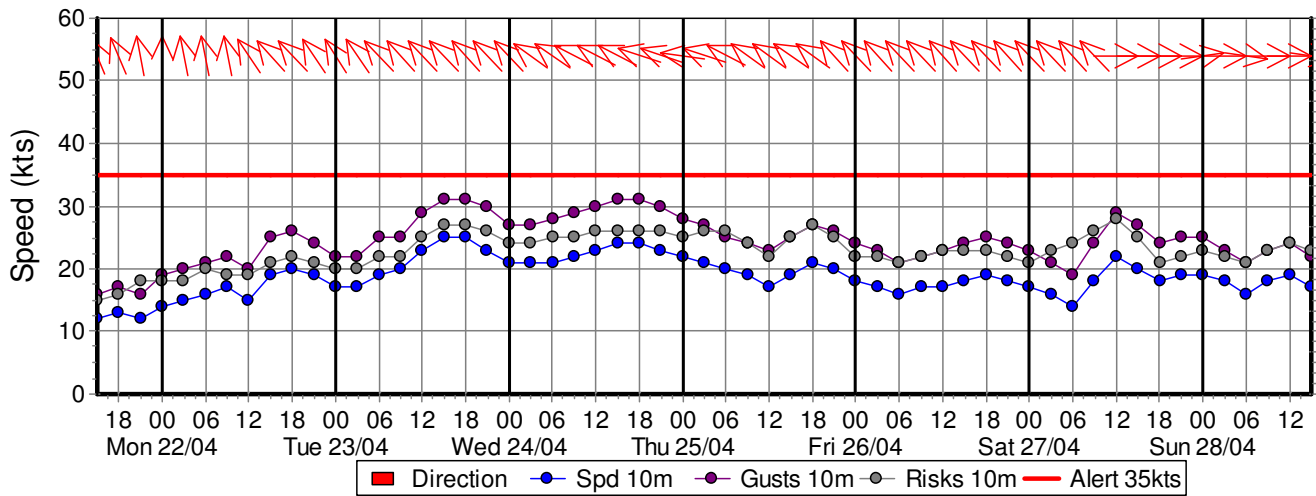
Wageningen Office T: +31 317 399822

Aberdeen Office T: +44 1224 042444

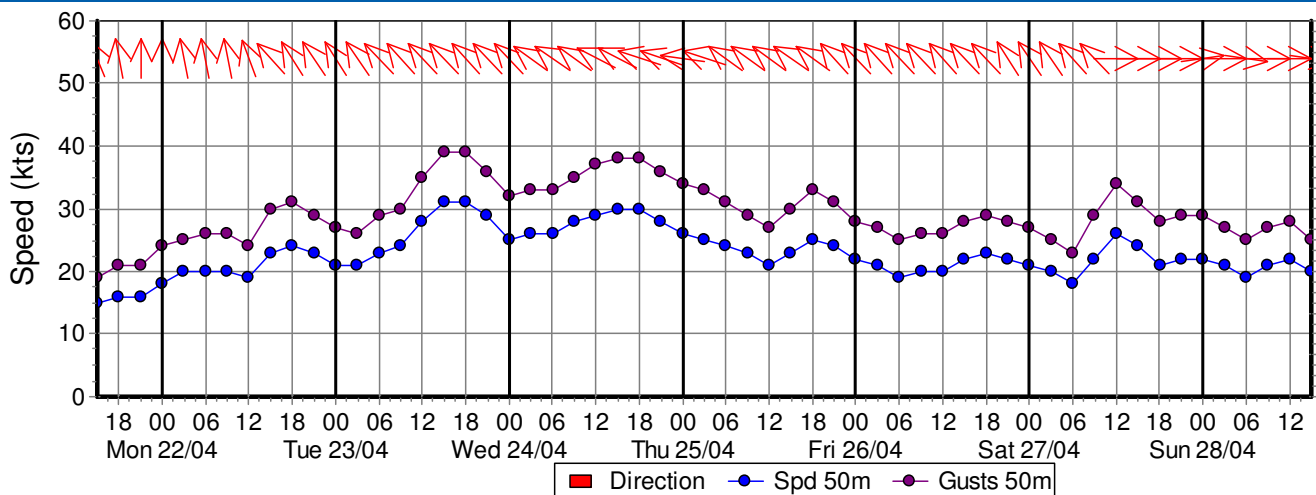
W: <https://www.meteogroup.com>

<https://offshore.meteogroup.com/ocw>

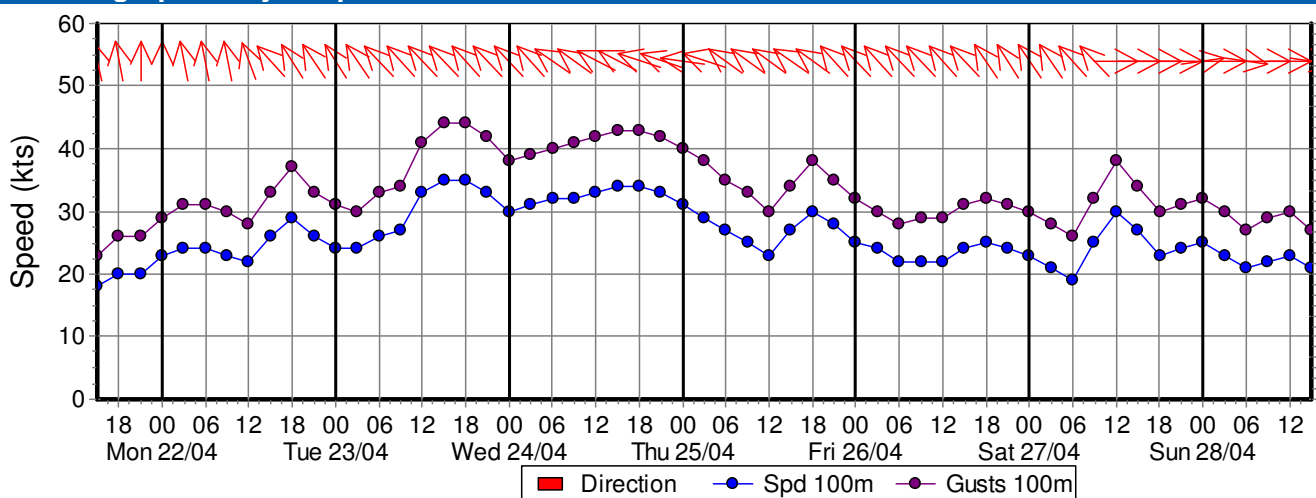
10 Wind graph 7 day Scapa Flow



50m Wind graph 7 day Scapa Flow



100m Wind graph 7 day Scapa Flow



Harbour Forecast

Orkney Harbour

Scapa Flow

MGO_REF_3205

Issued on 21 Apr 2019, 1353UTC



Contact details

E: OffshoreDutyforecaster@MeteoGroup.com

Wageningen Office T: +31 317 399822

Aberdeen Office T: +44 1224 042444

W: <https://www.meteogroup.com>

<https://offshore.meteogroup.com/ocw>

