

Harbour Forecast

Orkney Harbour
 Scapa Flow
 MGO_REF_3205
 Issued on 19 Feb 2019, 1357UTC



Contact details

E: OffshoreDutyforecaster@MeteoGroup.com
 Wageningen Office T: +31 317 399822
 Aberdeen Office T: +44 1224 042444
 W: <https://www.meteogroup.com>
<https://offshore.meteogroup.com/ocw>

Meteorological Situation

A semi-permanent high pressure system will reside over central and western Europe for at least a week. Atlantic low pressure systems will remain active over the Ocean. However, frontal zone will be able to reach the British Isles. Winds will be increased at times. As from the weekend, the high's influence tends to strengthen over the British Isles. Lows and the associated active wind fields tend to remain on a distance. However, the level of confidence on wind forecast lowers during the last week of February. Sea temperature: 7-8C.

Warnings (next 24 hrs)

Gale	Nil	Lightning Risk	Low
Windshear	Nil	Confidence	High

Criteria levels	10m Winds: 35.0kts	 critical	 marginal
------------------------	--------------------	---	--

WX=Weather, FG=Fog, DZ=Drizzle, RA=Rain, SN=Snow, SHRA=Rainshower, SHSN=Snowshower, GR=Hail, TS=Thunderstorm, NSW=No sig weather

UTC	Winds									Weather						Temperature			
	10m				50m			100m		MSLP	Type	Vis	Cld	Cld	RH	10m	50m	100m	
	Dir	Spd (kts)	Gust (kts)	Risk (kts)	Dir	Spd (kts)	Gust (kts)	Dir	Spd (kts)	Gust (kts)	(hPa)		(nm)	(ft)	%	%	(C)	(C)	(C)
Tuesday, 19 Feb 2019 - Scapa Flow 58°53'N 003°02'W																			
15	NW	4	7	9	NW	4	7	NW	5	8	1009	NSW	good	3500	69	60	6	6	5
18	ESE	6	9	9	ESE	7	10	ESE	7	11	1008	NSW	good	3500	75	66	6	6	5
21	SE	14	19	17	SE	16	21	SE	18	24	1007	DZ	md/gd	2000	89	73	6	6	5
Wednesday, 20 Feb 2019 - Scapa Flow 58°53'N 003°02'W																			
00	SE	20	26	22	SE	24	30	SE	26	33	1005	DZ	md/gd	1000	94	82	7	6	6
03	SSE	21	28	23	SSE	25	32	SSE	29	37	1003	RA	md/gd	1000	99	87	7	6	6
06	SSE	18	24	22	SSE	22	28	SSE	24	31	1000	RA	mod	200	100	92	7	7	6
09	SSE	17	22	21	SSE	20	26	SSE	23	30	999	RA	mod	500	99	91	8	8	8
12	S	17	22	21	S	21	27	SSW	24	31	1000	RA	md/gd	1000	96	86	9	9	9
15	WSW	18	24	23	WSW	23	29	WSW	26	33	1002	NSW	good	1000	64	85	10	9	9
18	WSW	17	22	20	WSW	21	27	WSW	24	31	1005	NSW	good	1000	61	85	9	9	9
21	SW	13	17	17	WSW	16	21	WSW	18	24	1008	NSW	good	1000	72	86	8	8	8
Thursday, 21 Feb 2019 - Scapa Flow 58°53'N 003°02'W																			
00	SW	10	13	13	SW	12	17	SW	14	19	1010	NSW	good	1000	79	88	8	8	8
03	SSW	11	15	14	SSW	14	18	SSW	16	21	1011	DZ	md/gd	1000	84	87	8	8	8
06	S	12	16	16	S	15	20	S	18	23	1012	DZ	md/gd	1000	86	88	8	9	9
09	S	13	17	15	S	15	20	S	18	24	1014	DZ	md/gd	1000	95	89	9	9	9
12	S	12	16	14	S	14	19	S	17	22	1016	DZ	md/gd	1000	95	88	10	10	10
15	S	11	15	14	S	14	18	S	16	21	1017	DZ	md/gd	1000	89	88	10	11	12
18	SSE	12	16	14	SSE	15	19	S	17	23	1018	NSW	md/gd	NLC	79	89	10	11	12
21	S	14	18	16	S	18	23	S	21	27	1019	NSW	md/gd	NLC	65	86	10	11	12
Friday, 22 Feb 2019 - Scapa Flow 58°53'N 003°02'W																			
00	S	12	16	16	S	15	20	S	18	22	1020	NSW	good	NLC	57	83	9	10	11
06	S	15	20	21	S	19	24	S	22	28	1020	NSW	md/gd	NLC	81	80	9	9	9
12	S	16	21	21	S	19	25	SSW	22	29	1024	NSW	good	NLC	78	81	10	11	11
18	S	14	18	18	S	16	22	S	19	25	1026	DZ	md/gd	NLC	82	84	10	11	12
Saturday, 23 Feb 2019 - Scapa Flow 58°53'N 003°02'W																			
00	S	16	21	21	S	18	23	S	21	27	1025	DZ	md/gd	1000	84	84	10	10	11
06	S	17	22	21	S	20	26	S	23	29	1023	NSW	good	NLC	72	78	10	10	11
12	S	19	25	23	S	24	30	S	27	34	1022	NSW	good	NLC	52	69	10	11	11
18	SSW	15	20	21	SSW	18	24	SSW	20	27	1023	NSW	good	3500	76	75	11	11	12
Sunday, 24 Feb 2019 - Scapa Flow 58°53'N 003°02'W																			
00	WSW	15	21	22	WSW	19	25	WSW	21	28	1028	NSW	good	2000	52	81	9	9	9
06	WSW	10	14	19	WSW	13	18	WSW	15	20	1032	NSW	good	NLC	44	86	8	8	7
12	SW	10	13	15	SW	11	16	SW	13	17	1036	NSW	good	NLC	64	85	8	8	7
18	SSE	11	15	18	SSE	14	19	SSE	16	21	1035	NSW	good	NLC	60	81	8	8	8
Monday, 25 Feb 2019 - Scapa Flow 58°53'N 003°02'W																			
00	SSE	11	15	17	S	14	19	S	16	21	1035	NSW	good	NLC	57	79	8	8	9
06	S	11	15	16	S	14	18	S	16	21	1033	NSW	good	NLC	68	80	7	8	8
12	S	12	16	17	S	14	19	S	16	21	1032	NSW	md/gd	NLC	65	81	9	8	8
18	S	12	16	17	S	15	19	S	17	22	1030	NSW	md/gd	NLC	38	82	9	9	10
Tuesday, 26 Feb 2019 - Scapa Flow 58°53'N 003°02'W																			
00	SSW	11	15	18	SSW	14	18	SSW	16	21	1029	NSW	good	NLC	36	80	9	10	11
06	SSW	9	13	18	SW	11	15	SW	13	17	1028	NSW	good	1000	76	84	8	9	10

Harbour Forecast

Orkney Harbour

Scapa Flow

MGO_REF_3205

Issued on 19 Feb 2019, 1357UTC



Contact details

E: OffshoreDutyforecaster@MeteoGroup.com

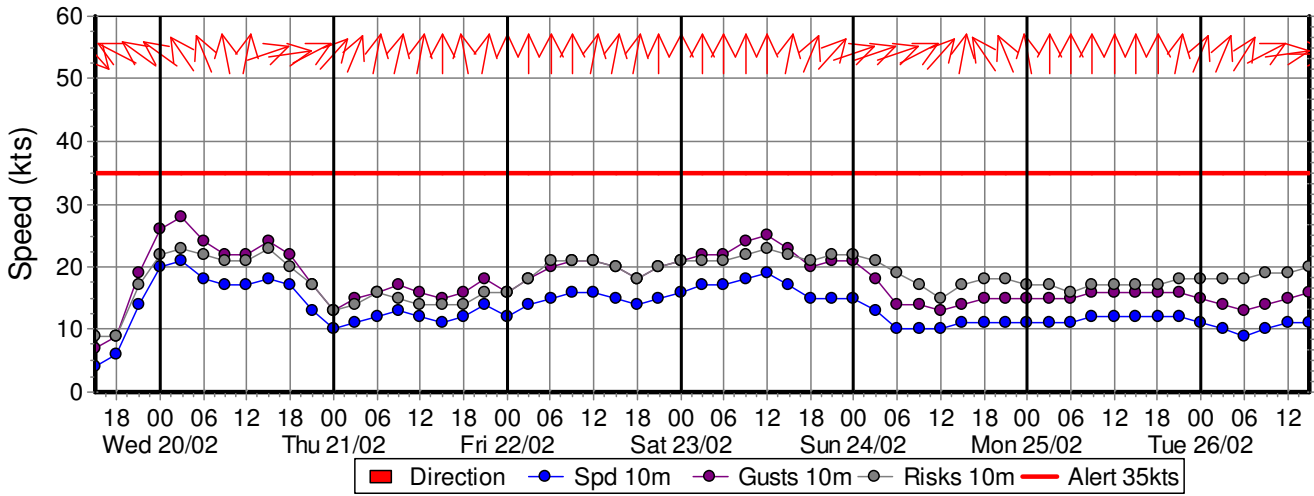
Wageningen Office T: +31 317 399822

Aberdeen Office T: +44 1224 042444

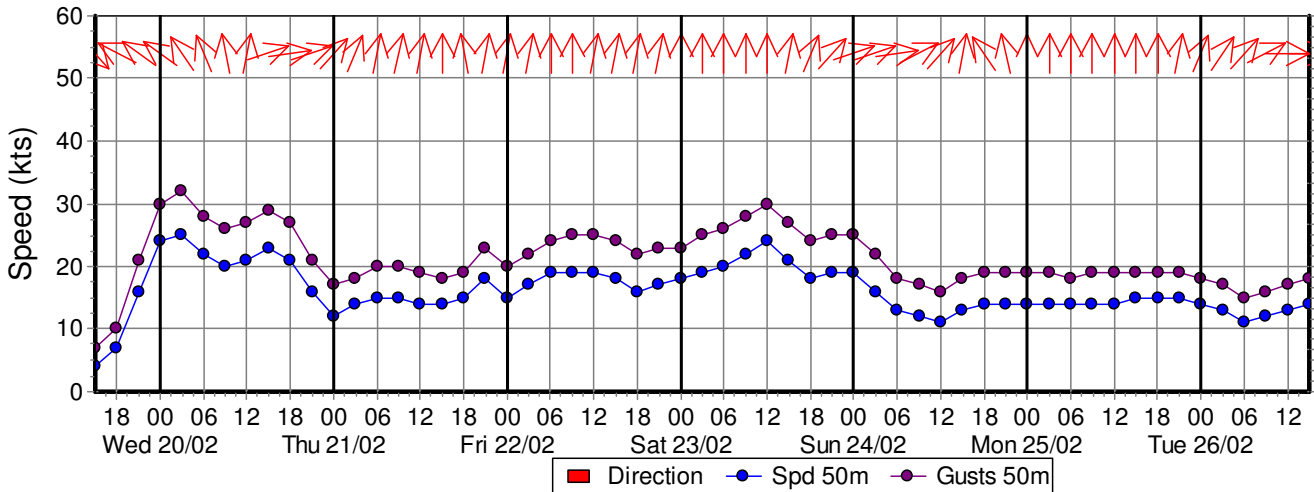
W: <https://www.meteogroup.com>

<https://offshore.meteogroup.com/ocw>

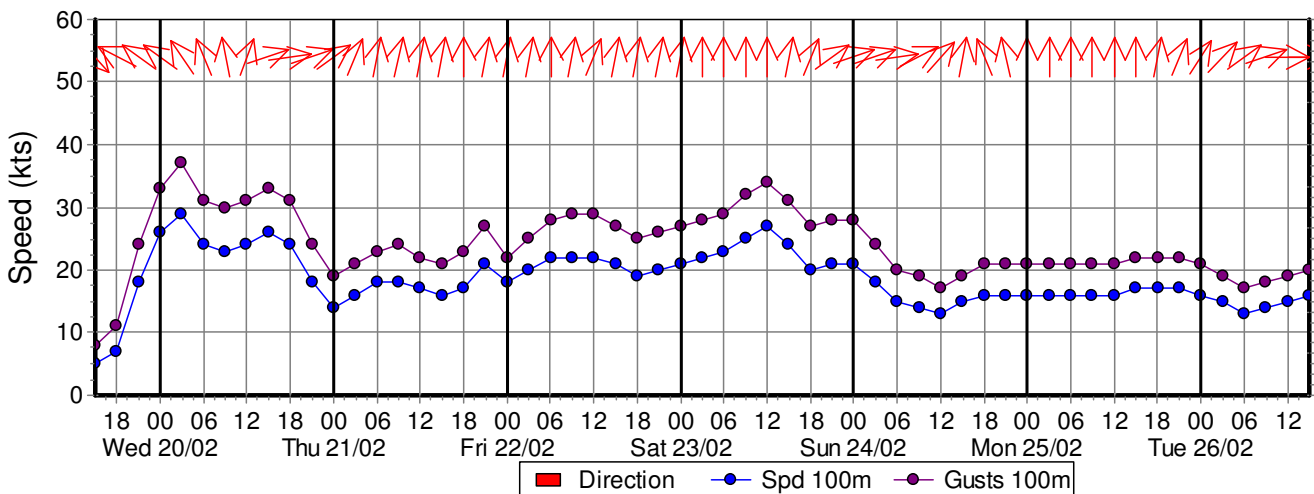
10 Wind graph 7 day Scapa Flow



50m Wind graph 7 day Scapa Flow



100m Wind graph 7 day Scapa Flow



Harbour Forecast

Orkney Harbour

Scapa Flow

MGO_REF_3205

Issued on 19 Feb 2019, 1357UTC



Contact details

E: OffshoreDutyforecaster@MeteoGroup.com

Wageningen Office T: +31 317 399822

Aberdeen Office T: +44 1224 042444

W: <https://www.meteogroup.com>

<https://offshore.meteogroup.com/ocw>

