

Harbour Forecast

Orkney Harbour

Scapa Flow

MGO_REF_3205

Issued on 23 Jan 2019, 0355UTC



Contact details

E: OffshoreDutyforecaster@MeteoGroup.com

Wageningen Office T: +31 317 399822

Aberdeen Office T: +44 1224 042444

W: <https://www.meteogroup.com>

<https://offshore.meteogroup.com/ocw>

Meteorological Situation

A low pressure system to the north is expected to move further towards Iceland through today. Conditions are expected to remain gentle to moderate through today and tomorrow with a weak pressure pattern forecast through this period. Showers are a possibility through the second half of today. During tomorrow a depression is forecast to approach from the NW tracking eastward into the northern North Sea and Norwegian Sea during Friday 25th January bringing rain and increasing SW-ly winds to fresh/strong.

Summary next 72 hrs: Wind: WSW-ly, moderate, increasing to fresh breeze on 25 January 03 UTC, whilst veering. Sea temperature: 8-9C.

Warnings (next 24 hrs)

Gale	Nil	Lightning Risk	Low
Windshear	Nil	Confidence	High

Criteria levels	10m Winds: 35.0kts	 critical	 marginal
------------------------	--------------------	---	--

WX=Weather, FG=Fog, DZ=Drizzle, RA=Rain, SN=Snow, SHRA=Rainshower, SHSN=Snowshower, GR=Hail, TS=Thunderstorm, NSW=No sig weather

UTC	Winds										Weather					Temperature			
	10m				50m			100m			MSLP (hPa)	Type	Vis (nm)	Cld (ft)	Cld (%)	RH (%)	10m (C)	50m (C)	100m (C)
	Dir	Spd (kts)	Gust (kts)	Risk (kts)	Dir	Spd (kts)	Gust (kts)	Dir	Spd (kts)	Gust (kts)									
Wednesday, 23 Jan 2019 - Scapa Flow 58°53'N 003°02'W																			
06	WSW	13	18	16	W	16	21	W	17	23	997	NSW	good	1000	74	83	4	3	3
09	WSW	15	20	18	WSW	17	22	WSW	19	25	999	GR	md/gd	1000	79	81	4	3	3
12	WSW	12	16	15	WSW	14	19	WSW	16	21	999	GR	md/gd	1000	80	76	4	4	3
15	WSW	12	16	15	WSW	13	18	WSW	14	19	1000	GR	md/gd	1000	85	79	4	4	3
18	WSW	12	16	16	WSW	14	19	WSW	14	19	1000	GR	md/gd	1000	89	82	4	3	3
21	W	7	10	14	W	8	12	W	9	13	1001	GR	md/gd	1000	74	83	3	3	2
Thursday, 24 Jan 2019 - Scapa Flow 58°53'N 003°02'W																			
00	NW	7	11	14	NW	9	13	NW	10	14	1002	SHRA	md/gd	2000	56	77	4	3	3
03	WNW	8	12	14	NW	10	14	NW	11	15	1004	NSW	good	2000	61	78	4	3	3
06	WNW	8	12	13	NW	9	13	NW	10	14	1005	NSW	good	3500	50	73	4	4	4
09	WNW	6	9	12	NW	6	9	NW	7	10	1007	NSW	good	3500	48	64	5	5	5
12	WSW	7	11	12	WSW	8	12	W	9	13	1008	NSW	good	3500	76	69	5	5	4
15	W	7	10	12	W	8	12	W	9	13	1009	NSW	good	3500	72	68	5	5	5
18	SW	4	7	13	SW	5	8	SW	6	9	1010	NSW	good	3500	75	69	5	5	5
21	SSW	9	13	17	S	10	14	S	11	15	1009	NSW	md/gd	3500	84	70	5	5	4
Friday, 25 Jan 2019 - Scapa Flow 58°53'N 003°02'W																			
00	S	16	21	20	S	18	24	S	20	26	1007	DZ	md/gd	3500	85	73	5	5	4
03	S	20	26	24	S	23	30	S	25	33	1004	RA	md/gd	1000	92	77	4	4	3
06	SW	17	23	27	SW	20	26	WSW	23	30	1002	RA	md/gd	1000	98	88	6	6	6
09	W	17	23	26	W	20	26	WNW	23	30	1001	DZ	md/gd	1000	89	84	7	7	7
12	W	19	24	27	W	21	28	W	24	31	1000	NSW	md/gd	1000	85	81	7	7	6
15	W	19	25	26	W	22	29	W	25	33	999	SHRA	md/gd	1000	85	78	7	7	6
18	W	19	25	26	W	23	29	W	26	33	998	SHRA	md/gd	1000	85	76	7	6	6
21	WNW	19	25	25	WNW	23	30	WNW	27	34	997	NSW	good	2000	70	74	7	6	6
Saturday, 26 Jan 2019 - Scapa Flow 58°53'N 003°02'W																			
00	WNW	20	26	27	WNW	25	32	WNW	29	37	995	NSW	good	2000	56	71	6	6	5
06	NW	20	26	32	NW	27	34	NW	32	41	994	NSW	good	2000	57	72	6	5	5
12	NW	24	31	32	NW	31	39	NW	33	43	994	GR	md/gd	2000	69	70	5	4	3
18	NW	24	31	31	NW	31	40	NW	34	43	994	SHRA	md/gd	2000	69	70	5	4	4
Sunday, 27 Jan 2019 - Scapa Flow 58°53'N 003°02'W																			
00	N	18	23	33	N	21	27	N	23	29	994	SHRA	md/gd	1000	82	78	5	5	4
06	N	19	26	33	N	23	30	N	25	33	1001	NSW	good	2000	55	74	5	5	4
12	NNW	16	21	30	NNW	18	24	NNW	20	26	1007	NSW	good	2000	50	68	5	5	4
18	N	21	28	28	N	25	32	N	28	35	1010	SHRA	md/gd	1000	65	79	5	4	4
Monday, 28 Jan 2019 - Scapa Flow 58°53'N 003°02'W																			
00	NNW	17	22	25	NNW	19	26	NNW	22	28	1013	NSW	good	2000	51	68	4	4	4
06	NW	11	15	23	NNW	13	18	NNW	15	20	1014	NSW	good	3500	61	66	4	4	4
12	SW	11	16	22	SW	13	18	SW	15	20	1014	NSW	good	2000	76	67	5	4	4
18	WSW	16	22	24	WSW	20	26	WSW	22	29	1011	SHRA	md/gd	1000	82	80	5	5	4
Tuesday, 29 Jan 2019 - Scapa Flow 58°53'N 003°02'W																			
00	W	17	22	26	W	20	26	W	22	29	1009	SHRA	md/gd	1000	79	83	5	5	4
06	WSW	19	25	28	WSW	22	29	W	24	31	1006	SHRA	md/gd	1000	84	82	4	3	3
12	WSW	20	26	29	WSW	23	30	WSW	25	33	1004	SHRA	md/gd	1000	78	77	4	3	2
18	W	19	24	29	W	22	28	W	24	31	1001	SHRA	md/gd	1000	78	75	3	3	2
Wednesday, 30 Jan 2019 - Scapa Flow 58°53'N 003°02'W																			
00	W	20	26	27	W	23	30	W	25	32	1000	SHRA	md/gd	1000	76	75	3	3	2

Harbour Forecast

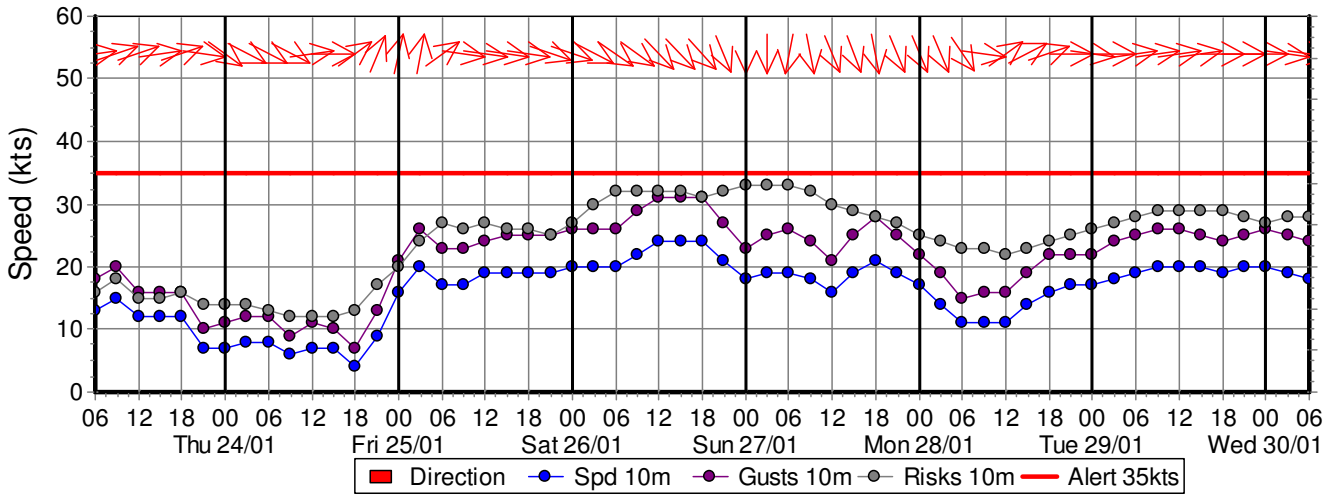
Orkney Harbour
Scapa Flow
MGO_REF_3205
Issued on 23 Jan 2019, 0355UTC



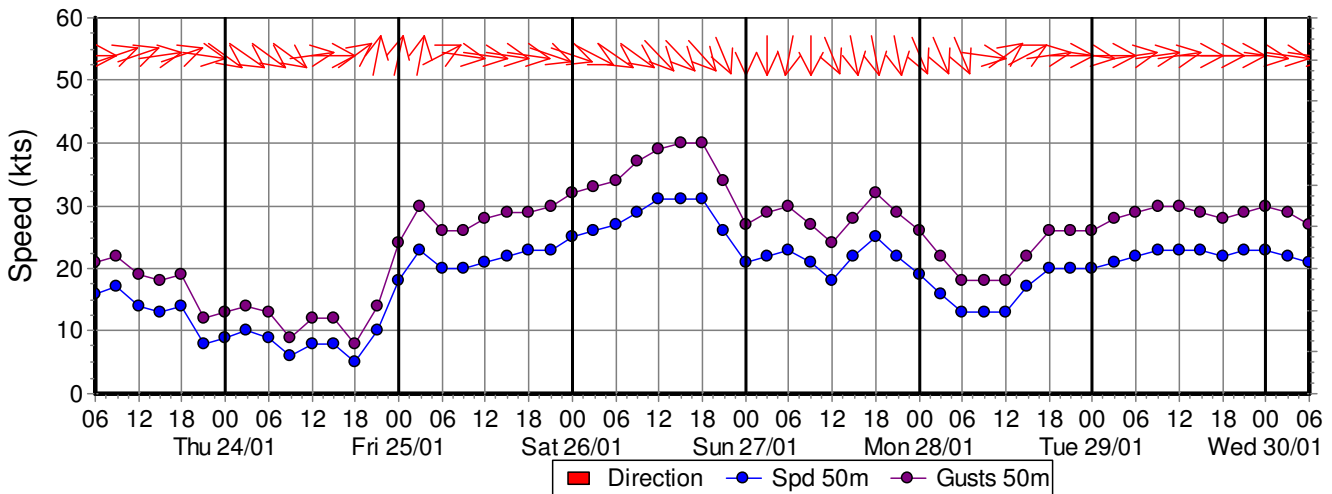
Contact details

E: OffshoreDutyforecaster@MeteoGroup.com
Wageningen Office T: +31 317 399822
Aberdeen Office T: +44 1224 042444
W: <https://www.meteogroup.com>
<https://offshore.meteogroup.com/ocw>

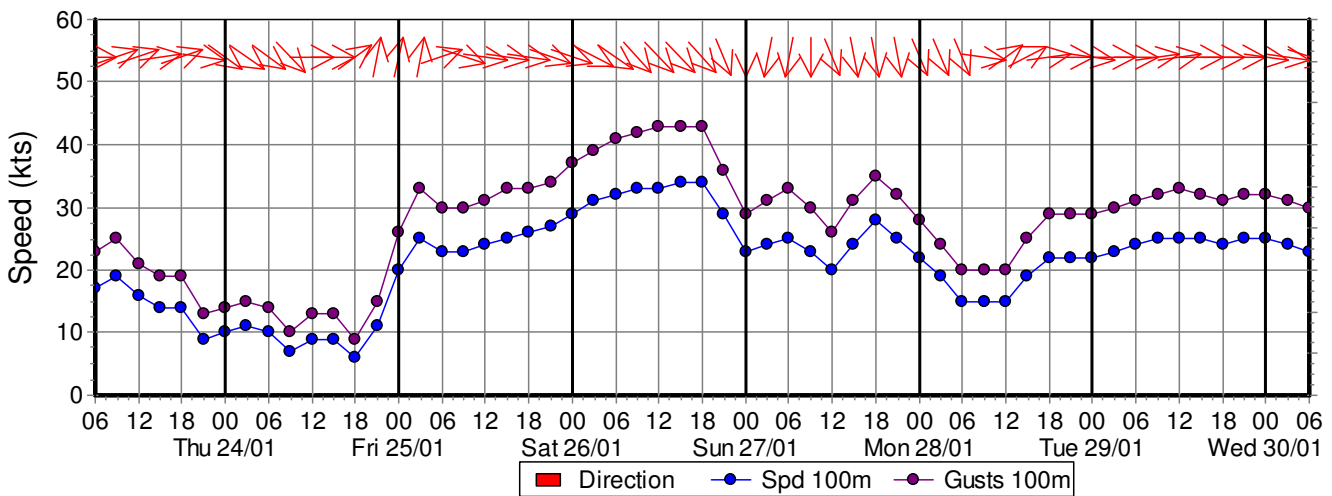
10 Wind graph 7 day Scapa Flow



50m Wind graph 7 day Scapa Flow



100m Wind graph 7 day Scapa Flow



Harbour Forecast

Orkney Harbour

Scapa Flow

MGO_REF_3205

Issued on 23 Jan 2019, 0355UTC



Contact details

E: OffshoreDutyforecaster@MeteoGroup.com

Wageningen Office T: +31 317 399822

Aberdeen Office T: +44 1224 042444

W: <https://www.meteogroup.com>

<https://offshore.meteogroup.com/ocw>

