

Harbour Forecast

Orkney Harbour

Scapa Flow

MGO_REF_3205

Issued on 16 Dec 2018, 0358UTC



Contact details

E: OffshoreDutyforecaster@MeteoGroup.com

Wageningen Office T: +31 317 399822

Aberdeen Office T: +44 1224 042444

W: <https://www.meteogroup.com>

<https://offshore.meteogroup.com/ocw>

Meteorological Situation

Low pressure just west of Scotland is moving north and has a frontal zone at its eastern flank. The low causes initially gale force winds and in/near showers winds are further increased and gusty. In the morning winds will decrease but the risk of showers passing over remains throughout the day. Tomorrow a new Atlantic depression is coming closer to the Orkneys, causing winds to increase again in the evening while weather conditions remain unsettled.

Summary next 72 hrs: Wind: SSE-ly, gale. Sea: moderate on 16 December around 03 UTC. Sea temperature: 9-10C.

Warnings (next 24 hrs)

Gale Windshear	Sun04-Sun09 UTC. Sun 16-12-2018 07:00	Lightning Risk Confidence	Low High
-----------------------	--	----------------------------------	-------------

Criteria levels	10m Winds: 35.0kts	 critical	 marginal
------------------------	--------------------	---	--

WX=Weather, FG=Fog, DZ=Drizzle, RA=Rain, SN=Snow, SHRA=Rainshower, SHSN=Snowshower, GR=Hail, TS=Thunderstorm, NSW=No sig weather

UTC	Winds									Weather						Temperature			
	10m				50m			100m		MSLP	Type	Vis	Cld	Cld	RH	10m	50m	100m	
	Dir	Spd (kts)	Gust (kts)	Risk (kts)	Dir	Spd (kts)	Gust (kts)	Dir	Spd (kts)	Gust (kts)	(hPa)		(nm)	(ft)	%	%	(C)	(C)	(C)
Sunday, 16 Dec 2018 - Scapa Flow 58°53'N 003°02'W																			
06	SSE	28	36	37	SSE	35	44	SSE	39	49	986	RA	md/gd	1000	94	84	8	7	7
09	SW	20	26	30	SW	23	30	SW	25	33	988	RA	md/gd	1000	90	80	7	6	6
12	SW	21	27	26	SW	24	31	SW	27	34	993	SHRA	md/gd	1000	80	81	7	6	6
15	SSW	17	22	22	SSW	20	26	SSW	22	28	997	NSW	good	NLC	60	79	7	7	6
18	S	16	22	19	S	19	25	S	21	27	1000	NSW	good	NLC	45	76	7	7	6
21	S	16	21	19	S	18	24	S	20	26	1001	NSW	good	NLC	54	77	7	6	6
Monday, 17 Dec 2018 - Scapa Flow 58°53'N 003°02'W																			
00	S	16	21	18	S	18	24	S	20	27	1003	NSW	good	1000	66	76	7	7	6
03	S	15	20	17	S	17	23	S	19	25	1004	NSW	good	1000	79	77	7	7	6
06	S	13	18	16	S	16	21	S	18	23	1005	NSW	good	1000	75	81	7	7	6
09	S	13	17	16	S	15	20	S	16	22	1007	NSW	good	1000	49	82	7	6	6
12	S	14	19	17	S	16	21	S	18	23	1007	NSW	good	1000	79	80	7	7	6
15	SSE	18	24	24	SSE	21	28	SSE	24	30	1006	NSW	good	NLC	64	80	7	7	6
18	SSE	25	32	30	SSE	31	39	SSE	34	43	1005	DZ	md/gd	1000	89	83	8	7	7
21	SSE	29	37	33	SSE	37	46	SSE	41	52	1004	DZ	md/gd	1000	96	84	9	8	8
Tuesday, 18 Dec 2018 - Scapa Flow 58°53'N 003°02'W																			
00	SSE	30	38	35	SSE	39	48	SSE	44	55	1001	DZ	md/gd	1000	96	87	9	8	8
03	SSE	30	38	33	SSE	39	49	SSE	44	55	999	RA	md/gd	1000	96	86	9	9	9
06	SSE	31	39	35	SSE	41	51	SSE	45	56	997	DZ	md/gd	1000	95	84	10	10	9
09	SSE	33	42	37	SSE	45	56	SSE	50	62	995	DZ	md/gd	1000	95	84	10	10	9
12	SSE	33	42	39	SSE	46	58	SSE	51	63	993	DZ	md/gd	1000	95	84	10	10	9
15	SSE	30	38	37	SSE	41	52	SSE	47	59	992	RA	md/gd	1000	96	84	9	9	9
18	SSE	26	34	34	SSE	37	47	SSE	41	51	992	RA	md/gd	1000	96	84	9	9	8
21	SSE	21	27	30	SSE	28	36	SSE	32	41	993	RA	md/gd	1000	89	84	9	8	8
Wednesday, 19 Dec 2018 - Scapa Flow 58°53'N 003°02'W																			
00	SSW	13	17	22	SSW	16	21	SSW	18	24	993	SHRA	md/gd	1000	80	84	8	8	7
06	S	12	16	17	S	15	20	S	16	22	995	NSW	good	1000	54	81	7	7	7
12	S	15	20	19	S	17	23	S	19	25	997	NSW	good	NLC	42	77	7	7	6
18	SSE	18	23	23	SSE	21	28	SSE	23	30	997	NSW	good	1000	68	78	7	7	7
Thursday, 20 Dec 2018 - Scapa Flow 58°53'N 003°02'W																			
00	SSE	18	24	24	SSE	22	29	SSE	25	32	998	NSW	good	1000	84	78	8	7	7
06	SE	14	20	23	SE	18	23	SE	19	25	998	DZ	md/gd	1000	90	82	8	7	7
12	SE	11	16	19	SE	13	18	SE	15	20	999	SHRA	md/gd	1000	81	84	8	7	7
18	SSE	6	10	18	SSE	7	11	SSE	8	11	1001	NSW	good	1000	84	83	7	7	7
Friday, 21 Dec 2018 - Scapa Flow 58°53'N 003°02'W																			
00	WSW	7	11	18	WSW	8	12	WSW	9	12	1003	NSW	good	1000	72	88	6	6	7
06	S	8	12	23	SSE	10	13	SSE	10	14	1002	NSW	good	1000	81	87	6	6	6
12	SSE	16	21	27	SSE	19	25	SSE	21	27	1001	NSW	good	1000	81	82	7	7	6
18	SE	20	26	27	SE	24	31	SE	26	33	998	RA	md/gd	1000	88	77	8	7	7
Saturday, 22 Dec 2018 - Scapa Flow 58°53'N 003°02'W																			
00	SE	20	26	28	SE	24	31	SE	26	33	996	RA	md/gd	1000	99	88	7	6	6
06	WSW	12	17	25	WSW	15	20	WSW	16	22	994	RA	md/gd	1000	96	85	7	7	6
12	SW	13	17	23	SW	15	20	SW	17	22	995	DZ	md/gd	1000	91	84	7	7	6
18	SW	13	18	23	SW	16	22	SW	18	24	996	SHRA	md/gd	1000	86	85	7	7	7
Sunday, 23 Dec 2018 - Scapa Flow 58°53'N 003°02'W																			
00	SW	12	16	21	SW	14	19	SW	16	21	996	DZ	md/gd	1000	90	84	7	7	6

Harbour Forecast

Orkney Harbour

Scapa Flow

MGO_REF_3205

Issued on 16 Dec 2018, 0358UTC



Contact details

E: OffshoreDutyforecaster@MeteoGroup.com

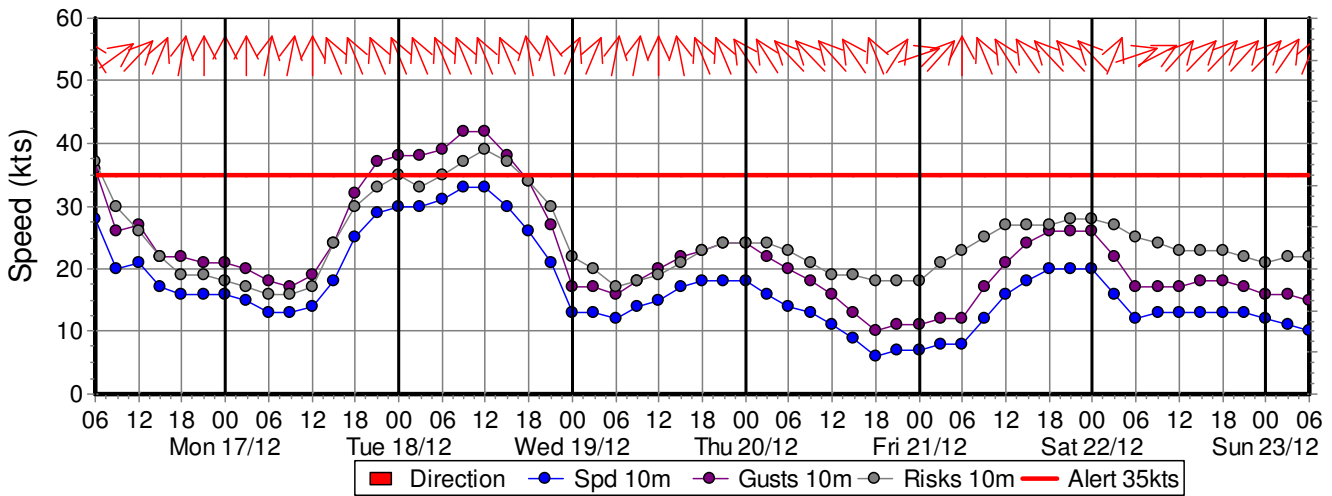
Wageningen Office T: +31 317 399822

Aberdeen Office T: +44 1224 042444

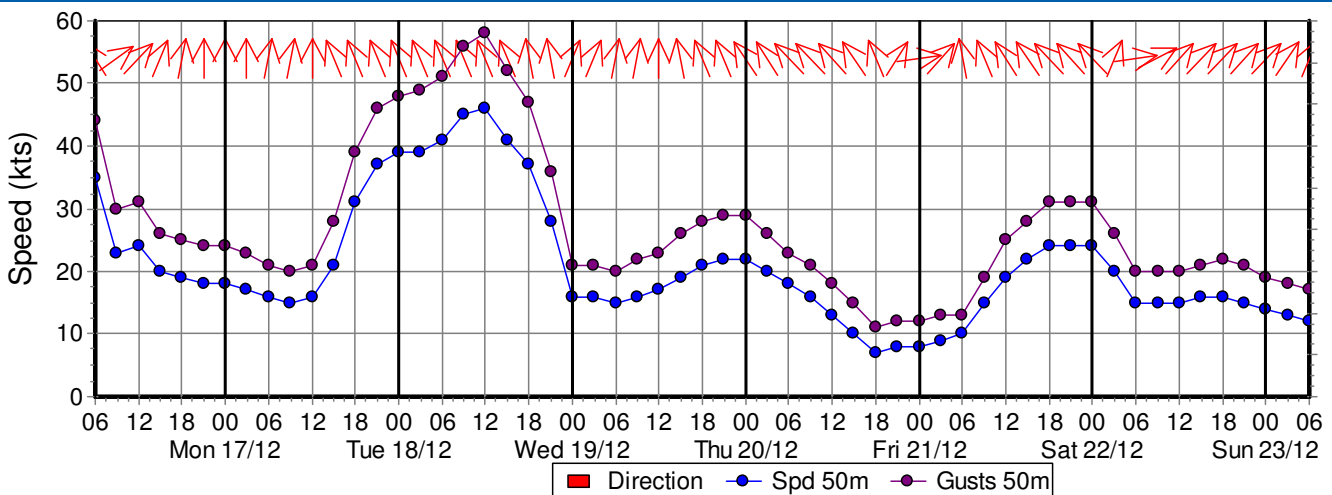
W: <https://www.meteogroup.com>

<https://offshore.meteogroup.com/ocw>

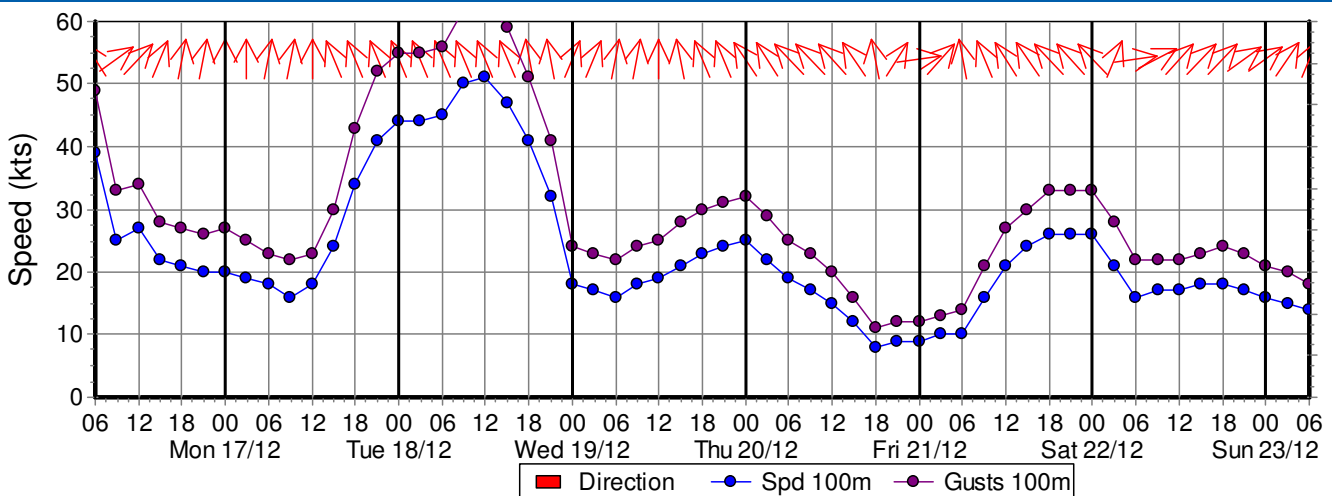
10 Wind graph 7 day Scapa Flow



50m Wind graph 7 day Scapa Flow



100m Wind graph 7 day Scapa Flow



Harbour Forecast

Orkney Harbour

Scapa Flow

MGO_REF_3205

Issued on 16 Dec 2018, 0358UTC



Contact details

E: OffshoreDutyforecaster@MeteoGroup.com

Wageningen Office T: +31 317 399822

Aberdeen Office T: +44 1224 042444

W: <https://www.meteogroup.com>

<https://offshore.meteogroup.com/ocw>

