

## Harbour Forecast

Orkney Harbour  
Scapa Flow  
MGO\_REF\_3205  
Issued on 13 Nov 2018, 1424UTC



## Contact details

E: [OffshoreDutyforecaster@MeteoGroup.com](mailto:OffshoreDutyforecaster@MeteoGroup.com)  
Wageningen Office T: +31 317 399822  
Aberdeen Office T: +44 1224 042444  
W: <https://www.meteogroup.com>  
<https://offshore.meteogroup.com/ocw>

## Meteorological Situation

A weak mobile ridge will cross Scotland and Orkney this afternoon and evening. Tonight it will be quickly followed by another frontal system associated with a complex low on the North Atlantic. This will deteriorate conditions during Wednesday and Thursday with force 5-6 S-ly winds. During Friday a mobile ridge will come closer with better weather and decreasing winds.

**Summary next 72 hrs:** Wind: SW-ly, backing to SSW, moderate, increasing to fresh breeze (risk for strong breeze). Sea temperature: 10-11C.

## Warnings (next 24 hrs)

<b>Gale Windshear</b>	Nil	<b>Lightning Risk Confidence</b>	Low High
-----------------------	-----	----------------------------------	----------

<b>Criteria levels</b>	10m Winds: 35.0kts	<span style="color:red">■</span> critical	<span style="color:yellow">■</span> marginal
------------------------	--------------------	---	--

WX=Weather, FG=Fog, DZ=Drizzle, RA=Rain, SN=Snow, SHRA=Rainshower, SHSN=Snowshower, GR=Hail, TS=Thunderstorm, NSW=No sig weather

UTC	Winds									Weather						Temperature			
	10m				50m			100m		MSLP	Type	Vis	Cld	Cld	RH	10m	50m	100m	
	Dir	Spd (kts)	Gust (kts)	Risk (kts)	Dir	Spd (kts)	Gust (kts)	Dir	Spd (kts)	Gust (kts)	(hPa)		(nm)	(ft)	%	%	(C)	(C)	(C)
<b>Tuesday, 13 Nov 2018 - Scapa Flow 58°53'N 003°02'W</b>																			
15	WSW	14	19	16	WSW	17	22	WSW	19	25	1008	NSW	good	3500	78	85	10	10	9
18	SSW	11	15	14	SSW	13	17	SW	14	19	1010	NSW	good	3500	75	83	9	9	9
21	S	17	22	19	S	19	25	S	22	28	1010	DZ	md/gd	2000	84	81	10	9	9
<b>Wednesday, 14 Nov 2018 - Scapa Flow 58°53'N 003°02'W</b>																			
00	SSE	20	26	22	SSE	23	30	SSE	26	33	1009	RA	md/gd	1000	90	81	10	9	9
03	S	19	24	23	S	22	29	S	25	32	1007	RA	md/gd	1000	89	85	10	10	9
06	SSE	18	24	24	SSE	22	28	SSE	24	31	1005	RA	md/gd	1000	95	86	11	10	10
09	SSE	20	26	24	SSE	24	31	SSE	28	36	1004	RA	md/gd	1000	100	90	11	11	10
12	S	20	26	24	S	24	30	S	27	35	1002	RA	md/gd	1000	98	88	12	11	11
15	S	18	24	24	S	23	29	S	26	33	1003	RA	md/gd	1000	95	86	13	13	13
18	SSW	18	24	22	SSW	22	29	SSW	26	33	1004	DZ	md/gd	1000	89	86	13	13	13
21	SSW	17	23	22	SSW	22	28	SSW	25	32	1006	DZ	md/gd	1000	88	84	13	13	13
<b>Thursday, 15 Nov 2018 - Scapa Flow 58°53'N 003°02'W</b>																			
00	S	18	24	23	S	23	29	S	26	33	1007	NSW	good	1000	71	84	13	13	13
03	S	19	25	23	S	23	30	S	27	34	1008	NSW	good	1000	61	83	12	13	13
06	S	18	23	22	S	22	29	S	26	33	1009	NSW	good	1000	51	84	12	12	12
09	S	17	23	22	S	21	27	S	24	31	1010	NSW	md/gd	1000	48	84	12	12	12
12	SSE	17	22	23	SSE	19	25	S	22	29	1010	NSW	md/gd	1000	54	84	12	12	11
15	SSE	20	25	24	SSE	23	30	S	26	34	1009	NSW	good	2000	35	82	12	12	12
18	SSE	23	29	28	SSE	28	36	SSE	33	41	1009	NSW	good	NLC	68	78	12	11	11
21	S	21	28	25	S	26	33	S	31	39	1010	SHRA	md/gd	1000	82	78	12	12	12
<b>Friday, 16 Nov 2018 - Scapa Flow 58°53'N 003°02'W</b>																			
00	SW	15	20	22	SW	17	23	SW	20	26	1014	NSW	good	NLC	35	78	11	11	11
06	SSW	10	15	15	SSW	12	17	SSW	14	19	1020	NSW	good	NLC	24	81	10	10	10
12	SSE	11	16	16	SSE	13	17	SSE	14	19	1024	NSW	good	NLC	59	83	11	10	10
18	SSE	15	20	19	SSE	19	24	SSE	21	27	1025	NSW	mod	500	78	92	11	11	11
<b>Saturday, 17 Nov 2018 - Scapa Flow 58°53'N 003°02'W</b>																			
00	SSE	17	22	22	SSE	20	26	SSE	23	29	1028	FG	poor	100	82	95	11	10	10
06	SSE	20	25	23	SSE	23	30	SSE	26	33	1029	FG	pr/mod	200	76	93	10	10	10
12	SSE	20	25	23	SSE	23	29	SSE	25	31	1031	NSW	mod	1000	57	88	10	10	9
18	SSE	19	24	24	SSE	22	28	SSE	25	31	1031	NSW	md/gd	1000	42	87	10	10	9
<b>Sunday, 18 Nov 2018 - Scapa Flow 58°53'N 003°02'W</b>																			
00	SSE	19	25	23	SSE	23	29	SSE	26	33	1032	NSW	good	1000	39	86	10	10	9
06	SSE	20	25	23	SSE	24	30	SSE	26	33	1033	NSW	md/gd	1000	51	85	10	9	9
12	SSE	21	27	23	SSE	25	32	SSE	28	35	1034	NSW	md/gd	1000	52	82	10	9	9
18	SSE	20	25	24	SSE	23	30	SSE	26	32	1035	NSW	md/gd	1000	64	81	10	9	8
<b>Monday, 19 Nov 2018 - Scapa Flow 58°53'N 003°02'W</b>																			
00	SSE	19	25	24	SSE	23	30	SSE	25	32	1035	NSW	good	1000	74	79	9	9	8
06	SSE	19	24	24	SSE	22	29	SSE	24	31	1034	DZ	md/gd	1000	80	79	9	8	7
12	SE	18	24	23	SE	21	28	SE	23	30	1035	DZ	md/gd	1000	78	75	8	8	7
18	SE	18	24	24	SE	21	28	SE	23	30	1034	DZ	md/gd	1000	78	71	8	7	6
<b>Tuesday, 20 Nov 2018 - Scapa Flow 58°53'N 003°02'W</b>																			
00	ESE	19	25	24	ESE	22	29	ESE	24	31	1034	NSW	good	2000	70	68	8	7	7
06	ESE	19	25	25	ESE	22	29	ESE	24	31	1032	NSW	good	1000	70	77	7	7	6

# Harbour Forecast

Orkney Harbour

Scapa Flow

MGO\_REF\_3205

Issued on 13 Nov 2018, 1424UTC



# Contact details

E: [OffshoreDutyforecaster@MeteoGroup.com](mailto:OffshoreDutyforecaster@MeteoGroup.com)

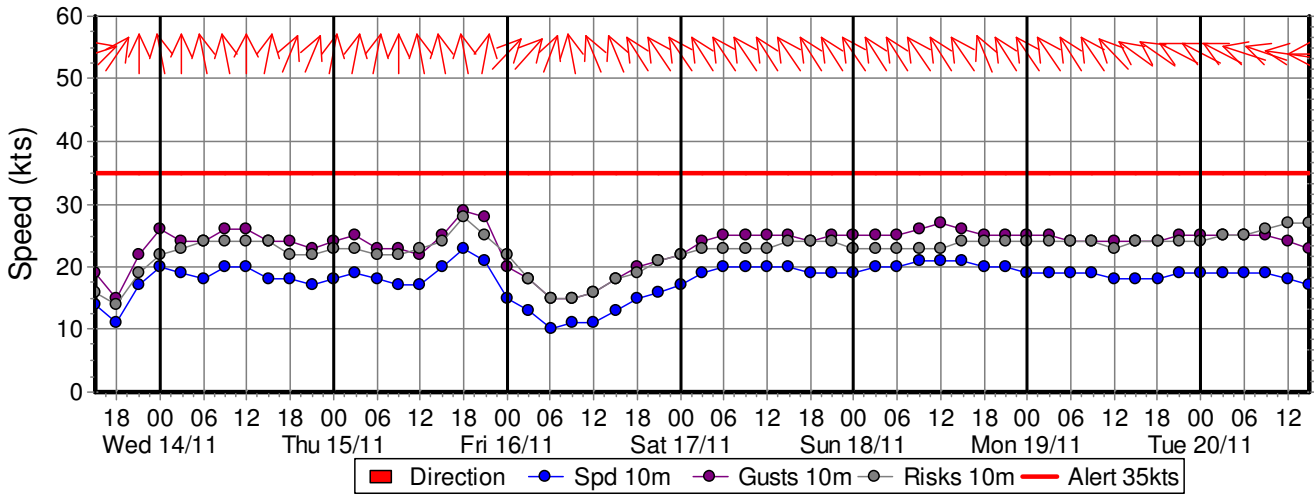
Wageningen Office T: +31 317 399822

Aberdeen Office T: +44 1224 042444

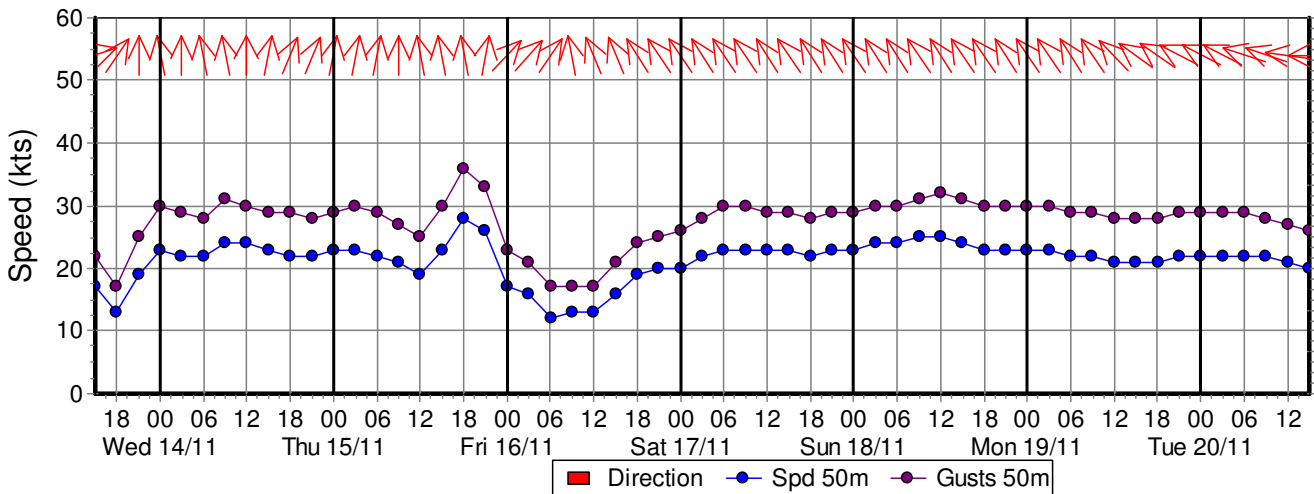
W: <https://www.meteogroup.com>

<https://offshore.meteogroup.com/ocw>

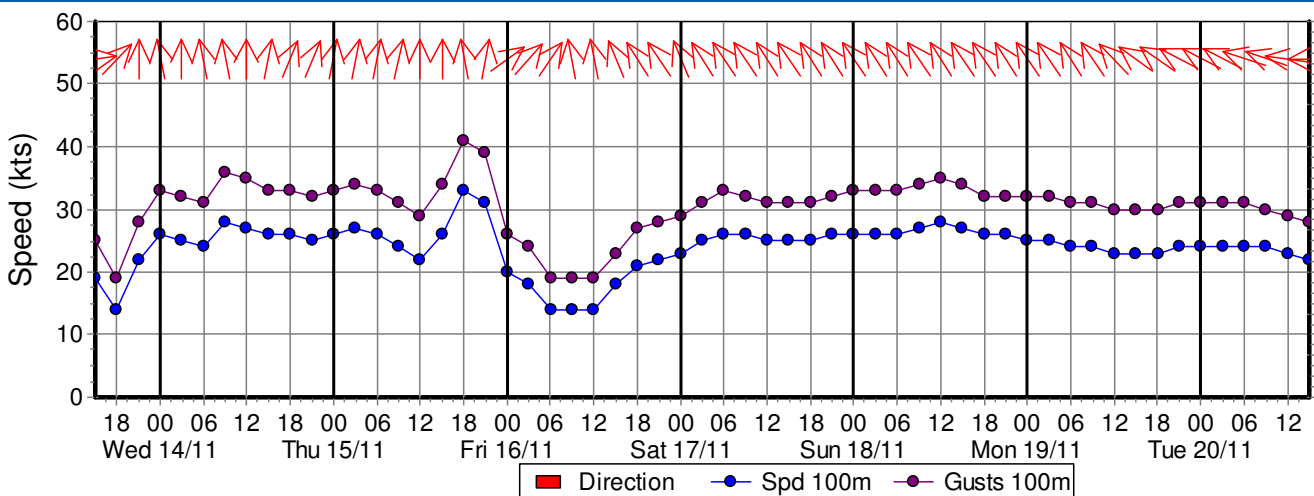
## 10 Wind graph 7 day Scapa Flow



## 50m Wind graph 7 day Scapa Flow



## 100m Wind graph 7 day Scapa Flow



# Harbour Forecast

Orkney Harbour

Scapa Flow

MGO\_REF\_3205

Issued on 13 Nov 2018, 1424UTC



# Contact details

E: [OffshoreDutyforecaster@MeteoGroup.com](mailto:OffshoreDutyforecaster@MeteoGroup.com)

Wageningen Office T: +31 317 399822

Aberdeen Office T: +44 1224 042444

W: <https://www.meteogroup.com>

<https://offshore.meteogroup.com/ocw>

