

Harbour Forecast

Orkney Harbour
Scapa Flow
MGO_REF_3205
Issued on 23 Oct 2018, 1358UTC



Contact details

E: OffshoreDutyforecaster@MeteoGroup.com
Wageningen Office T: +31 317 399822
Aberdeen Office T: +44 1224 042444
W: <https://www.meteogroup.com>
<https://offshore.meteogroup.com/ocw>

Meteorological Situation

High pressure is located southwest of Ireland and will be stationary during today and tomorrow. Low pressure is present over the Baltic and its frontal system stretches out over your location. Some increased shower activity can be expected. This will also be the case in the days after, when new low pressure is expected to move from Iceland towards southern Scandinavia.

Summary next 72 hrs: Wind: WNW-ly, near gale. Sea temperature: 11-12C.

Warnings (next 24 hrs)

Gale	Nil	Lightning Risk	Low
Windshear	Nil	Confidence	High

Criteria levels	10m Winds: 35.0kts	critical	marginal
-----------------	--------------------	--	---

WX=Weather, FG=Fog, DZ=Drizzle, RA=Rain, SN=Snow, SHRA=Rainshower, SHSN=Snowshower, GR=Hail, TS=Thunderstorm, NSW=No sig weather

UTC	Winds									Weather						Temperature			
	10m				50m			100m		MSLP	Type	Vis	Cld	Cld	RH	10m	50m	100m	
	Dir	Spd (kts)	Gust (kts)	Risk (kts)	Dir	Spd (kts)	Gust (kts)	Dir	Spd (kts)	Gust (kts)	(hPa)		(nm)	(ft)	%	%	(C)	(C)	(C)
Tuesday, 23 Oct 2018 - Scapa Flow 58°53'N 003°02'W																			
15	WNW	27	35	30	WNW	34	43	WNW	38	48	1016	RA	md/gd	500	100	91	12	11	11
18	WNW	25	33	29	WNW	32	40	WNW	37	46	1017	RA	md/gd	500	100	91	12	11	11
21	WNW	21	27	26	WNW	24	32	WNW	28	35	1018	RA	md/gd	500	100	91	11	11	11
Wednesday, 24 Oct 2018 - Scapa Flow 58°53'N 003°02'W																			
00	WNW	21	27	25	WNW	25	32	WNW	28	37	1019	RA	md/gd	500	99	92	11	11	11
03	WNW	23	30	26	WNW	27	35	WNW	33	42	1020	RA	mod	200	94	92	11	11	11
06	W	23	30	27	W	28	35	W	33	41	1019	DZ	mod	200	91	92	11	11	11
09	W	25	32	28	W	32	41	W	37	46	1019	DZ	mod	500	90	92	11	11	11
12	W	26	33	29	W	33	42	W	38	48	1019	DZ	md/gd	1000	88	88	11	11	10
15	WSW	27	34	29	W	34	43	W	38	48	1018	DZ	md/gd	1000	88	88	11	11	10
18	W	27	34	30	W	34	43	W	39	49	1016	RA	md/gd	500	91	91	12	11	11
21	W	26	34	29	W	33	42	W	38	47	1015	DZ	md/gd	1000	90	88	11	11	11
Thursday, 25 Oct 2018 - Scapa Flow 58°53'N 003°02'W																			
00	WNW	24	31	28	WNW	30	38	WNW	34	43	1015	DZ	md/gd	1000	84	85	11	10	10
03	WNW	23	30	28	WNW	28	36	WNW	32	41	1014	DZ	md/gd	1000	79	78	10	9	8
06	WNW	22	29	27	WNW	26	33	WNW	30	38	1014	NSW	good	1000	74	75	9	9	8
09	WNW	20	26	24	WNW	23	30	WNW	25	33	1013	NSW	good	3500	76	72	9	9	8
12	WNW	18	24	23	WNW	21	28	WNW	23	30	1012	DZ	md/gd	1000	80	75	9	8	8
15	WNW	17	23	22	WNW	21	27	WNW	23	29	1010	DZ	md/gd	1000	85	77	9	8	7
18	WNW	17	22	23	WNW	21	27	WNW	23	30	1009	NSW	md/gd	1000	65	78	8	7	7
21	WNW	16	22	21	WNW	20	26	WNW	22	28	1007	SHRA	md/gd	2000	71	74	8	7	6
Friday, 26 Oct 2018 - Scapa Flow 58°53'N 003°02'W																			
00	WNW	17	23	21	WNW	20	27	WNW	22	29	1006	SHRA	md/gd	2000	61	70	7	7	6
06	N	19	25	25	N	22	29	N	24	31	1006	SHRA	md/gd	2000	68	74	7	7	6
12	N	26	33	29	N	31	40	N	35	44	1011	SHRA	md/gd	2000	62	71	7	6	6
18	N	25	32	30	N	30	38	N	34	43	1014	SHRA	md/gd	2000	70	70	6	6	5
Saturday, 27 Oct 2018 - Scapa Flow 58°53'N 003°02'W																			
00	N	24	31	30	N	28	36	N	32	41	1016	SHRA	md/gd	2000	75	68	6	6	5
06	N	23	29	32	N	26	33	N	29	37	1016	NSW	good	2000	64	70	6	6	5
12	N	20	26	27	N	22	29	N	24	31	1019	NSW	good	2000	61	68	8	7	6
18	N	22	29	28	N	26	34	N	30	38	1022	NSW	good	2000	54	70	8	7	7
Sunday, 28 Oct 2018 - Scapa Flow 58°53'N 003°02'W																			
00	NNE	17	23	25	NNE	20	27	NNE	22	29	1024	NSW	good	2000	40	66	8	7	7
06	NNE	14	19	23	NNE	16	22	NNE	18	23	1026	NSW	good	2000	51	68	7	7	6
12	NE	10	15	17	NE	12	16	NE	13	17	1026	NSW	good	3500	39	59	8	7	7
18	E	8	12	17	E	10	14	E	11	15	1024	NSW	good	2000	39	65	7	7	7
Monday, 29 Oct 2018 - Scapa Flow 58°53'N 003°02'W																			
00	ESE	12	16	18	SE	14	19	SE	15	20	1021	NSW	good	2000	39	65	7	7	7
06	SE	16	22	22	SE	19	25	SE	20	26	1017	NSW	good	2000	44	65	7	6	6
12	SE	20	27	29	SE	24	30	SE	25	33	1014	NSW	good	3500	52	57	7	7	6
18	SE	24	31	31	SE	28	37	SE	32	41	1012	SHRA	md/gd	3500	75	69	7	7	6
Tuesday, 30 Oct 2018 - Scapa Flow 58°53'N 003°02'W																			
00	ESE	24	31	33	ESE	28	35	ESE	31	40	1011	NSW	good	2000	70	67	7	6	5
06	E	22	28	31	E	25	32	E	27	34	1010	SHRA	md/gd	3500	80	69	6	6	5

Harbour Forecast

Orkney Harbour

Scapa Flow

MGO_REF_3205

Issued on 23 Oct 2018, 1358UTC



Contact details

E: OffshoreDutyforecaster@MeteoGroup.com

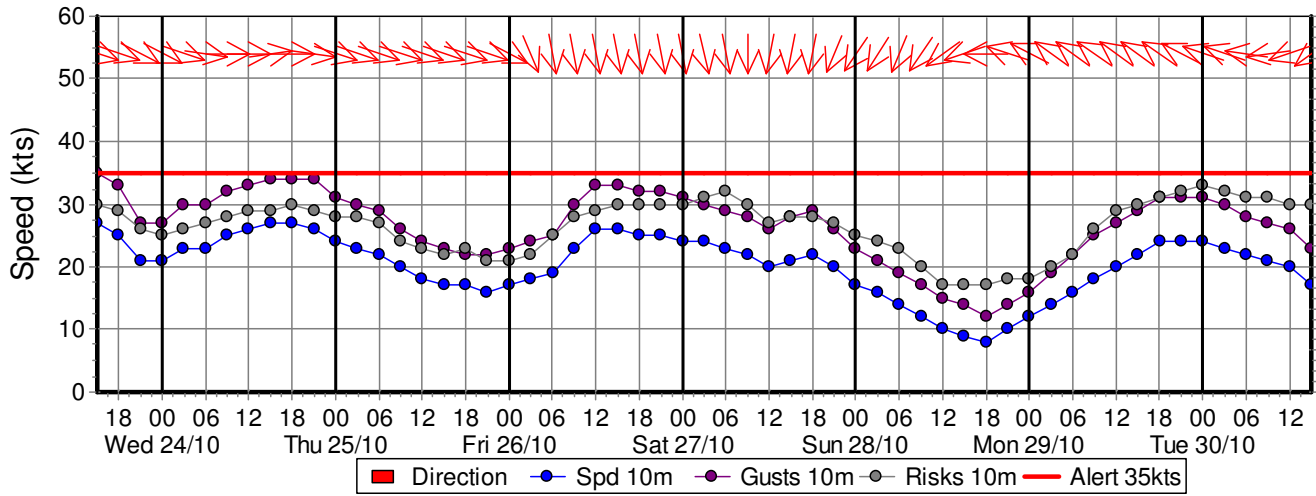
Wageningen Office T: +31 317 399822

Aberdeen Office T: +44 1224 042444

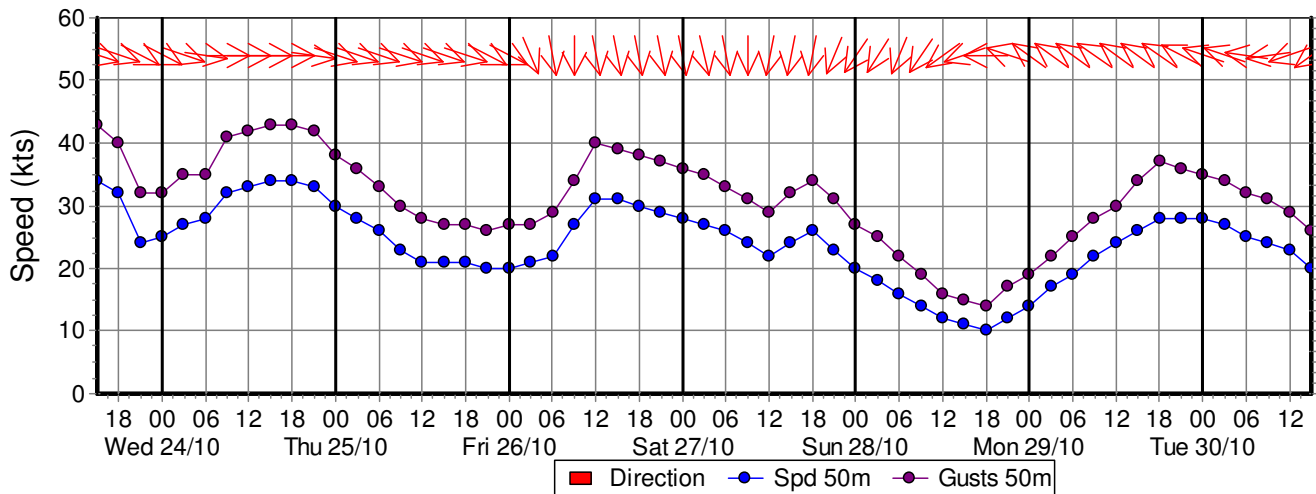
W: <https://www.meteogroup.com>

<https://offshore.meteogroup.com/ocw>

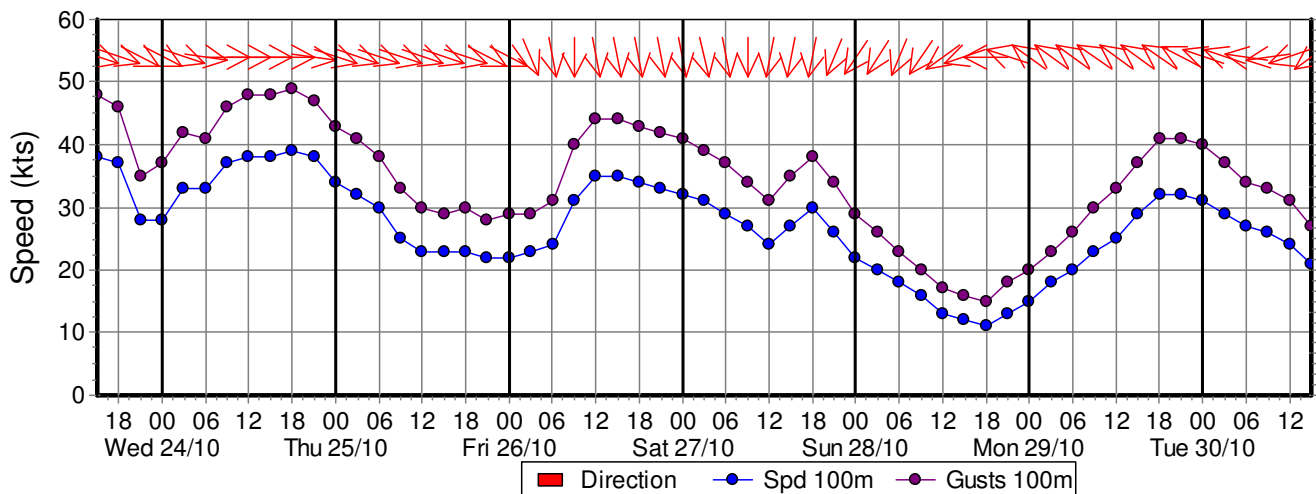
10 Wind graph 7 day Scapa Flow



50m Wind graph 7 day Scapa Flow



100m Wind graph 7 day Scapa Flow



Harbour Forecast

Orkney Harbour

Scapa Flow

MGO_REF_3205

Issued on 23 Oct 2018, 1358UTC



Contact details

E: OffshoreDutyforecaster@MeteoGroup.com

Wageningen Office T: +31 317 399822

Aberdeen Office T: +44 1224 042444

W: <https://www.meteogroup.com>

<https://offshore.meteogroup.com/ocw>

