

Harbour Forecast

Orkney Harbour
Scapa Flow
MGO_REF_3205
Issued on 22 Oct 2018, 0357UTC



Contact details

E: OffshoreDutyforecaster@MeteoGroup.com
Wageningen Office T: +31 317 399822
Aberdeen Office T: +44 1224 042444
W: <https://www.meteogroup.com>
<https://offshore.meteogroup.com/ocw>

Meteorological Situation

A strong high-pressure over the Atlantic and a deep low over the Norwegian Sea will be creating firm heavy conditions over the northern and central North Sea between today and tomorrow. On Wednesday 24th, another low-pressure will approach the Norwegian Sea from Iceland and it is forecast to merge with the previous deep low-pressure area.

Summary next 72 hrs: Wind: W-ly, strong breeze, increasing to gale. Sea: moderate for periods, until 23 October 06 UTC. Sea temperature: 11-12C.

Warnings (next 24 hrs)

Gale Windshear	Mon09-Tue04 UTC. Nil	Lightning Risk Confidence	Low High
-----------------------	-------------------------	----------------------------------	-------------

Criteria levels	10m Winds: 35.0kts	critical	marginal
------------------------	--------------------	----------------------------------------------------------------------------------	-------------------------------------------------------------------------------------

WX=Weather, FG=Fog, DZ=Drizzle, RA=Rain, SN=Snow, SHRA=Rainshower, SHSN=Snowshower, GR=Hail, TS=Thunderstorm, NSW=No sig weather

UTC	Winds									Weather						Temperature			
	10m				50m			100m		MSLP	Type	Vis	Cld	Cld	RH	10m	50m	100m	
	Dir	Spd (kts)	Gust (kts)	Risk (kts)	Dir	Spd (kts)	Gust (kts)	Dir	Spd (kts)	Gust (kts)	(hPa)		(nm)	(ft)	%	%	(C)	(C)	(C)
Monday, 22 Oct 2018 - Scapa Flow 58°53'N 003°02'W																			
06	W	25	32	28	W	31	39	W	34	43	1026	NSW	good	2000	75	73	9	8	8
09	WSW	23	30	30	WSW	27	35	W	32	41	1025	RA	md/gd	1000	94	82	10	9	9
12	WSW	29	37	34	WSW	38	48	WSW	42	53	1023	RA	md/gd	1000	98	84	10	10	9
15	WSW	34	43	38	WSW	44	55	WSW	48	60	1019	RA	md/gd	1000	95	81	11	10	10
18	WSW	36	45	40	WSW	47	58	WSW	53	65	1017	RA	md/gd	1000	99	86	11	11	10
21	W	35	44	39	W	45	56	W	50	62	1016	RA	md/gd	1000	100	87	11	11	11
Tuesday, 23 Oct 2018 - Scapa Flow 58°53'N 003°02'W																			
00	W	33	42	38	W	43	54	W	47	59	1015	RA	md/gd	1000	100	88	12	11	11
03	W	32	41	37	W	41	52	W	46	57	1014	RA	md/gd	1000	100	88	11	11	11
06	W	31	39	35	W	39	50	W	43	54	1014	RA	md/gd	1000	99	88	12	11	11
09	W	30	39	34	W	39	50	W	43	54	1014	RA	md/gd	1000	100	90	12	11	11
12	WNW	30	38	34	WNW	38	49	WNW	42	53	1015	RA	md/gd	1000	98	90	12	11	11
15	WNW	27	35	32	WNW	35	44	WNW	39	50	1016	RA	md/gd	500	100	91	12	11	11
18	WNW	25	32	32	WNW	32	41	WNW	37	46	1016	RA	mod	200	100	92	12	11	11
21	WNW	22	29	32	WNW	26	33	WNW	31	39	1018	RA	md/gd	500	100	91	11	11	11
Wednesday, 24 Oct 2018 - Scapa Flow 58°53'N 003°02'W																			
00	WNW	20	26	31	WNW	24	31	WNW	27	35	1019	RA	md/gd	500	99	92	11	11	10
03	WNW	22	28	27	WNW	27	34	WNW	32	41	1019	DZ	mod	200	95	92	11	11	11
06	W	22	29	26	W	27	35	WNW	32	41	1020	DZ	mod	200	94	93	11	11	11
09	W	23	30	27	W	29	38	W	34	43	1020	DZ	mod	500	90	92	11	11	10
12	W	26	33	31	W	33	42	W	38	48	1020	DZ	md/gd	1000	80	85	11	10	10
15	W	25	32	29	W	33	41	W	38	48	1019	DZ	md/gd	1000	84	85	11	10	10
18	W	25	32	28	W	33	42	W	39	49	1018	DZ	md/gd	1000	89	86	11	11	10
21	W	25	32	28	W	33	41	W	38	47	1017	DZ	md/gd	1000	90	88	11	11	10
Thursday, 25 Oct 2018 - Scapa Flow 58°53'N 003°02'W																			
00	W	25	32	28	W	32	41	W	36	46	1015	DZ	md/gd	1000	92	90	11	11	10
06	W	19	25	26	W	22	28	W	24	32	1012	RA	md/gd	1000	92	85	10	10	9
12	W	14	19	23	W	15	21	W	17	22	1010	RA	md/gd	1000	94	84	10	9	8
18	WNW	15	20	24	WNW	17	22	WNW	19	25	1006	SHRA	md/gd	1000	82	79	8	8	7
Friday, 26 Oct 2018 - Scapa Flow 58°53'N 003°02'W																			
00	WNW	17	22	27	WNW	18	24	WNW	20	27	1003	SHRA	md/gd	2000	68	75	8	7	7
06	NW	18	24	26	NW	21	28	NW	23	30	1002	SHRA	md/gd	1000	76	79	6	6	5
12	NNW	22	28	30	NNW	25	32	NNW	27	35	1005	SHRA	md/gd	2000	78	73	7	7	6
18	N	25	33	31	N	32	40	N	35	44	1008	NSW	good	3500	54	63	7	6	6
Saturday, 27 Oct 2018 - Scapa Flow 58°53'N 003°02'W																			
00	N	22	29	34	N	26	33	N	29	37	1010	NSW	good	3500	54	66	7	6	6
06	N	25	32	33	N	31	40	N	34	43	1013	NSW	good	2000	62	70	7	6	6
12	N	24	31	32	N	29	37	N	32	41	1015	NSW	good	2000	61	71	7	6	6
18	N	25	32	34	N	31	40	N	34	43	1018	SHRA	md/gd	1000	71	74	7	7	6
Sunday, 28 Oct 2018 - Scapa Flow 58°53'N 003°02'W																			
00	N	22	29	32	N	26	33	N	29	37	1021	NSW	good	3500	48	65	7	7	6
06	NNE	20	26	31	NNE	24	31	NNE	26	33	1022	NSW	good	2000	46	67	7	7	6
12	NNE	18	24	28	NNE	20	27	NNE	22	29	1023	NSW	good	2000	48	65	8	7	6
18	NNE	13	18	27	NNE	16	21	NNE	17	22	1022	NSW	good	2000	51	63	7	6	6
Monday, 29 Oct 2018 - Scapa Flow 58°53'N 003°02'W																			
00	NE	12	17	24	NE	14	19	NE	15	20	1019	NSW	good	2000	54	64	6	6	5

Harbour Forecast

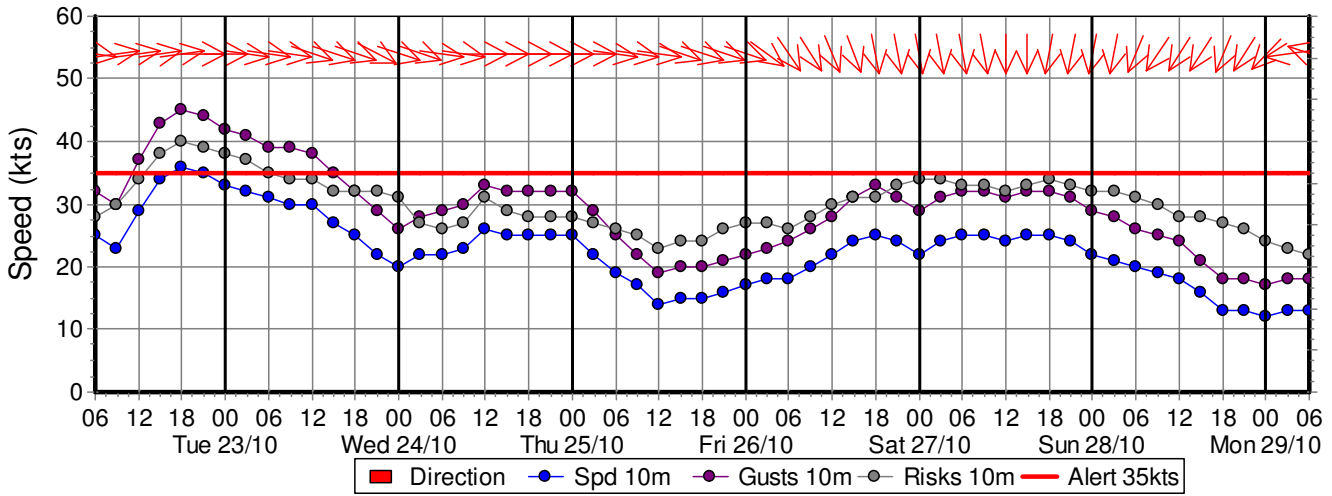
Orkney Harbour
Scapa Flow
MGO_REF_3205
Issued on 22 Oct 2018, 0357UTC



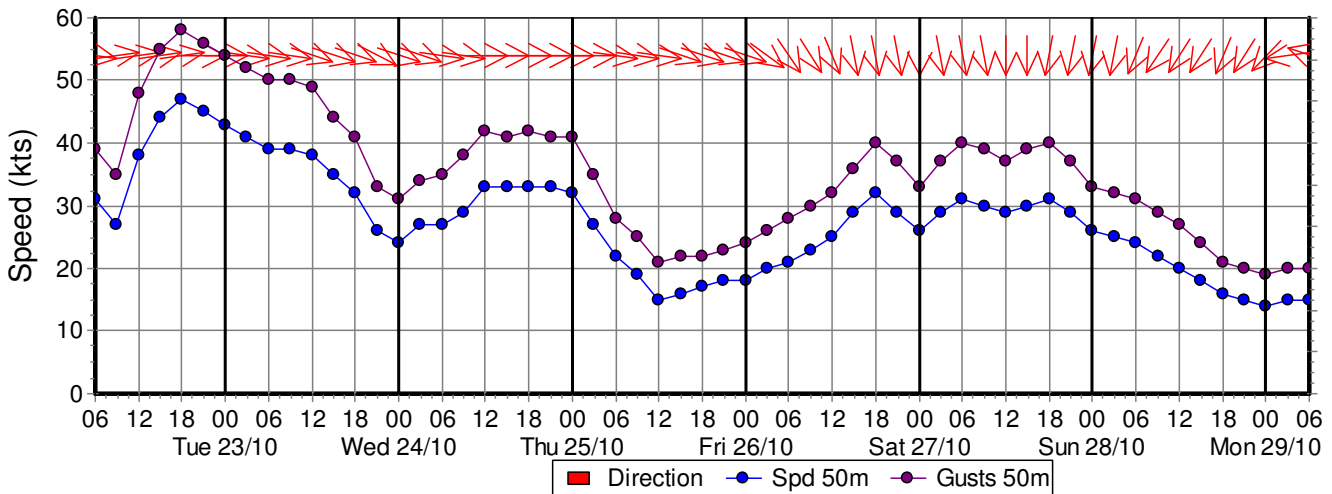
Contact details

E: OffshoreDutyforecaster@MeteoGroup.com
Wageningen Office T: +31 317 399822
Aberdeen Office T: +44 1224 042444
W: <https://www.meteogroup.com>
<https://offshore.meteogroup.com/ocw>

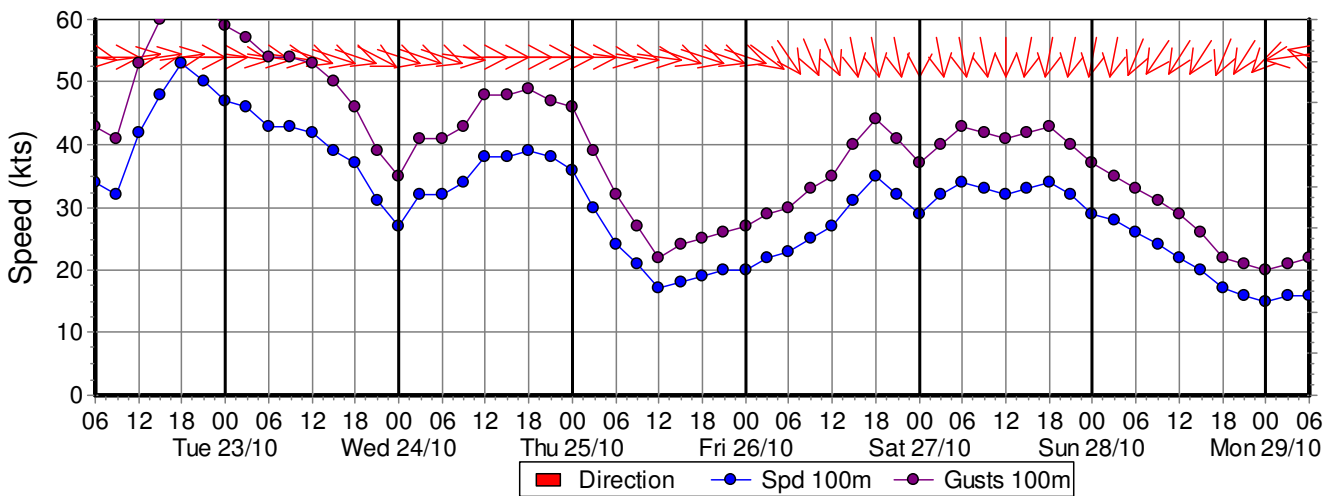
10 Wind graph 7 day Scapa Flow



50m Wind graph 7 day Scapa Flow



100m Wind graph 7 day Scapa Flow



Harbour Forecast

Orkney Harbour

Scapa Flow

MGO_REF_3205

Issued on 22 Oct 2018, 0357UTC



Contact details

E: OffshoreDutyforecaster@MeteoGroup.com

Wageningen Office T: +31 317 399822

Aberdeen Office T: +44 1224 042444

W: <https://www.meteogroup.com>

<https://offshore.meteogroup.com/ocw>

