

Harbour Forecast

Orkney Harbour
Scapa Flow
MGO_REF_3205
Issued on 18 Mar 2018, 1403UTC



Contact details

E: OffshoreDutyforecaster@meteogroup.com
Wageningen Office T: +31 317 399822
Aberdeen Office T: +44 1224 900285
F: +31 317 424753
W: http://meteogroup.com

Meteorological Situation

A high pressure area over Shetland will slowly cross Orkney tonight and move south-westward in the next days. Winds will be moderate, sometimes fresh and back from an Easterly to WSW-ly direction on Wednesday. From Thursday new Atlantic lows will start to push fronts to the area and deteriorate conditions.

Summary next 72 hrs: Wind: E-ly, backing, moderate or fresh breeze. Visibility: temporarily moderate/poor. Sea temperature: 6-7C.

Warnings (next 24 hrs)

Gale	Nil	Lightning Risk	Low
Windshear	Nil	Confidence	High

Criteria levels	10m Winds: 35.0kts	 critical	 marginal
------------------------	--------------------	---	--

WX=Weather, FG=Fog, DZ=Drizzle, RA=Rain, SN=Snow, SHRA=Rainshower, SHSN=Snowshower, GR=Hail, TS=Thunderstorm, NSW=No sig weather

UTC	Winds									Weather					Temperature				
	10m				50m			100m		MSLP	Type	Vis	Cld	Cld	RH	10m	50m	100m	
	Dir	Spd (kts)	Gust (kts)	Risk (kts)	Dir	Spd (kts)	Gust (kts)	Dir	Spd (kts)	Gust (kts)	(hPa)		(nm)	(ft)	%	%	(C)	(C)	(C)
Sunday, 18 Mar 2018 - Scapa Flow 58°53'N 003°02'W																			
15	E	12	16	15	E	13	17	E	13	18	1029	NSW	good	NLC	51	55	3	3	2
18	E	10	15	13	E	12	16	E	13	17	1029	NSW	good	NLC	40	61	3	2	2
21	E	6	9	10	E	7	10	E	8	11	1029	NSW	good	NLC	21	61	2	2	2
Monday, 19 Mar 2018 - Scapa Flow 58°53'N 003°02'W																			
00	NNE	3	5	7	NNE	3	6	NNE	3	6	1029	NSW	good	NLC	21	60	2	2	2
03	NW	6	10	9	NW	8	11	NW	8	12	1029	NSW	good	NLC	32	64	2	2	2
06	NW	9	13	14	NW	11	15	NW	12	17	1028	NSW	good	NLC	52	68	3	2	2
09	NW	14	19	16	NW	15	21	NW	17	22	1028	NSW	good	2000	68	66	4	4	3
12	NW	15	20	17	NW	17	22	NW	18	24	1028	NSW	good	2000	75	68	5	5	4
15	NW	16	21	18	NW	18	24	NW	19	25	1028	NSW	good	2000	76	69	6	5	5
18	NW	14	19	19	NW	16	22	NW	18	24	1028	NSW	good	3500	76	71	6	5	5
21	NW	13	18	18	NW	16	21	NW	18	24	1028	NSW	good	3500	76	75	5	5	5
Tuesday, 20 Mar 2018 - Scapa Flow 58°53'N 003°02'W																			
00	NW	12	17	17	NW	15	20	NW	17	23	1029	NSW	good	2000	68	79	5	5	5
03	NW	13	18	17	NW	16	22	NW	19	25	1029	NSW	good	3500	75	72	5	5	5
06	NW	13	18	17	NW	16	21	NW	18	24	1029	NSW	good	3500	75	69	5	5	4
09	WNW	14	19	17	WNW	16	22	WNW	18	24	1030	NSW	good	3500	75	66	6	5	4
12	WNW	16	21	18	WNW	18	24	WNW	20	26	1030	NSW	good	3500	75	68	6	5	5
15	W	18	23	20	W	21	27	W	22	29	1029	NSW	good	3500	76	70	6	5	5
18	W	18	23	21	W	21	27	W	23	30	1028	NSW	good	3500	75	69	5	5	5
21	WSW	15	21	19	WSW	18	24	WSW	20	27	1028	NSW	good	3500	74	75	5	5	4
Wednesday, 21 Mar 2018 - Scapa Flow 58°53'N 003°02'W																			
00	WSW	15	20	19	WSW	17	22	WSW	19	24	1026	DZ	md/gd	1000	86	80	5	4	4
06	SW	15	20	20	WSW	18	24	WSW	20	26	1022	DZ	md/gd	1000	89	83	5	5	5
12	SW	15	20	23	WSW	20	26	WSW	23	29	1017	DZ	md/gd	1000	92	82	7	7	7
18	WSW	15	20	23	WSW	20	26	WSW	23	30	1013	RA	pr/mod	100	98	95	8	8	7
Thursday, 22 Mar 2018 - Scapa Flow 58°53'N 003°02'W																			
00	WSW	15	20	21	WSW	20	26	WSW	23	30	1011	RA	mod	200	99	94	8	8	8
06	SW	14	19	21	SW	19	24	WSW	21	28	1006	DZ	md/gd	500	96	91	8	8	8
12	SW	15	20	21	SW	18	24	SW	20	26	1002	RA	md/gd	1000	95	87	8	8	8
18	WSW	12	16	21	WSW	14	19	WSW	16	21	1000	DZ	md/gd	1000	92	88	7	7	7
Friday, 23 Mar 2018 - Scapa Flow 58°53'N 003°02'W																			
00	SW	11	15	20	SW	13	18	SW	15	20	998	NSW	good	1000	74	88	6	6	5
06	S	11	15	19	S	13	18	SSW	15	20	993	NSW	good	1000	60	89	5	5	5
12	SW	9	13	19	SW	11	15	SW	11	15	991	NSW	good	3500	76	80	7	6	6
18	ESE	7	10	19	ESE	8	12	ESE	9	12	991	NSW	good	3500	82	85	6	5	5
Saturday, 24 Mar 2018 - Scapa Flow 58°53'N 003°02'W																			
00	SSE	5	8	18	SSE	6	9	SE	7	10	991	NSW	good	3500	85	87	5	5	5
06	WSW	5	8	17	SW	6	9	SSW	6	9	991	SHRA	md/gd	3500	86	87	5	5	4
12	S	6	9	18	SSW	7	11	SSW	8	11	991	SHRA	md/gd	3500	74	76	6	6	5
18	NW	11	16	20	NW	13	18	NW	15	20	992	SHRA	md/gd	1000	76	83	5	5	5
Sunday, 25 Mar 2018 - Scapa Flow 58°53'N 003°02'W																			
00	W	11	15	18	W	13	18	WNW	15	20	994	NSW	md/gd	1000	66	82	5	5	5
06	W	12	16	19	W	14	19	W	16	21	995	SHRA	md/gd	1000	69	83	5	5	4

Harbour Forecast

Orkney Harbour

Scapa Flow

MGO_REF_3205

Issued on 18 Mar 2018, 1403UTC



Contact details

E: OffshoreDutyforecaster@meteogroup.com

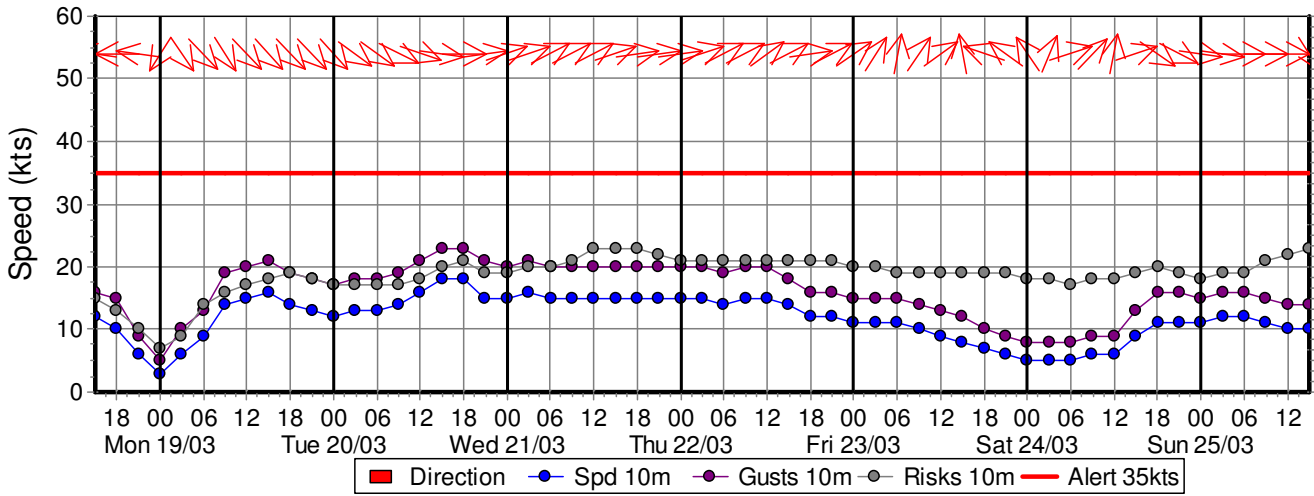
Wageningen Office T: +31 317 399822

Aberdeen Office T: +44 1224 900285

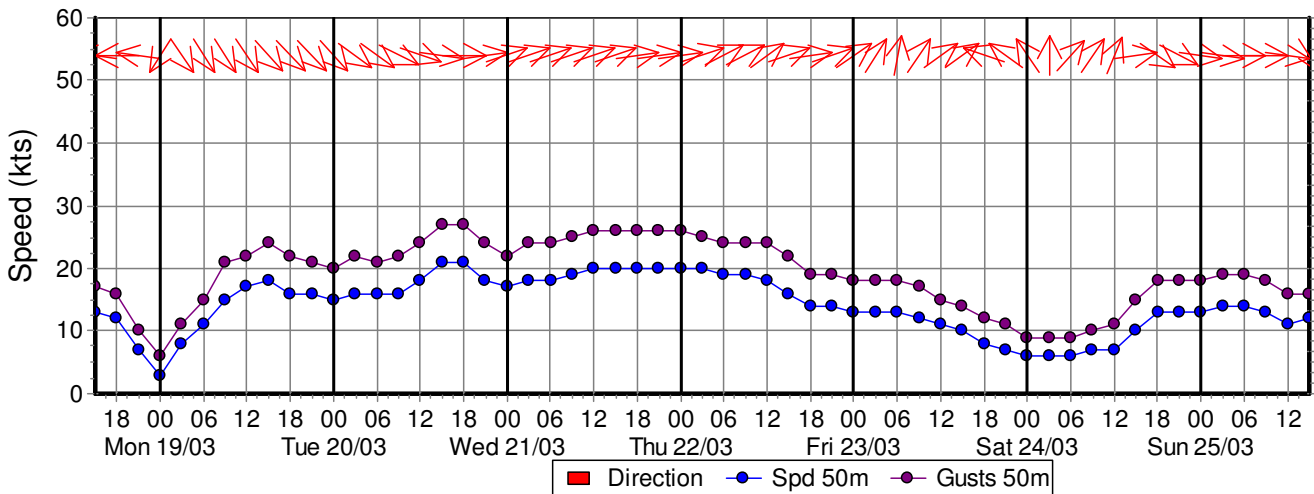
F: +31 317 424753

W: <http://meteogroup.com>

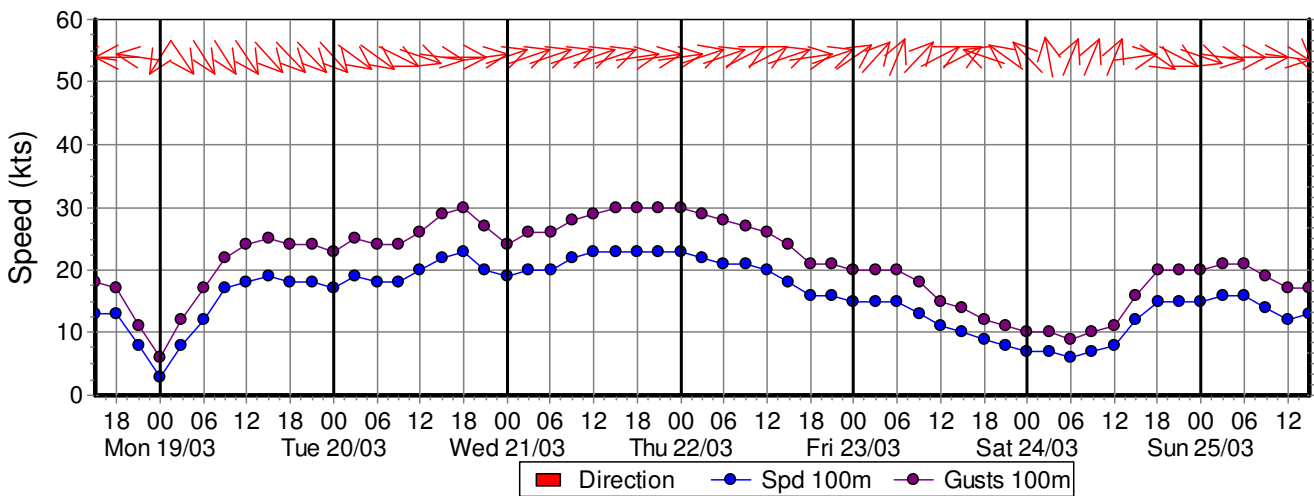
10 Wind graph 7 day Scapa Flow



50m Wind graph 7 day Scapa Flow



100m Wind graph 7 day Scapa Flow



Harbour Forecast

Orkney Harbour

Scapa Flow

MGO_REF_3205

Issued on 18 Mar 2018, 1403UTC



Contact details

E: OffshoreDutyforecaster@meteogroup.com

Wageningen Office T: +31 317 399822

Aberdeen Office T: +44 1224 900285

F: +31 317 424753

W: <http://meteogroup.com>

