

Harbour Forecast

Orkney Harbour

Scapa Flow

MGO_REF_3205

Issued on 23 Feb 2018, 1359UTC



Contact details

E: OffshoreDutyforecaster@meteogroup.com

Wageningen Office T: +31 317 399822

Aberdeen Office T: +44 1224 900285

F: +31 317 424753

W: http://meteogroup.com

Meteorological Situation

Your location is in between a High above Scandinavia and a Low over the northern Atlantic. A fresh polar maritime S/SE'ly flow exists. The High will remain quasi stationary and will serve as a blocking feature for low pressure over the Atlantic Ocean. Today winds will pick up as high pressure will further build and tighten the pressure pattern. Models are fairly confident and only marginal deviate about the extent winds will pick up.

Summary next 72 hrs: Wind: S-ly, moderate, increasing to strong breeze (risk of near gale). Sea temperature: 6-7C.

Warnings (next 24 hrs)

Gale Windshear	Nil	Lightning Risk Confidence	Low High
-----------------------	-----	----------------------------------	----------

Criteria levels	10m Winds: 35.0kts	■ critical	■ marginal
------------------------	--------------------	---	--

WX=Weather, FG=Fog, DZ=Drizzle, RA=Rain, SN=Snow, SHRA=Rainshower, SHSN=Snowshower, GR=Hail, TS=Thunderstorm, NSW=No sig weather

UTC	Winds									Weather						Temperature			
	10m			50m			100m			MSLP	Type	Vis	Cld	Cld	RH	10m	50m	100m	
	Dir	Spd (kts)	Gust (kts)	Risk (kts)	Dir	Spd (kts)	Gust (kts)	Dir	Spd (kts)	Gust (kts)	(hPa)		(nm)	(ft)	%	%	(C)	(C)	(C)
Friday, 23 Feb 2018 - Scapa Flow 58°53'N 003°02'W																			
15	S	18	23	21	S	20	26	S	22	28	1020	NSW	good	NLC	46	70	5	4	3
18	SSE	22	28	24	SSE	25	32	SSE	28	36	1020	NSW	good	NLC	41	72	5	4	4
21	SSE	26	33	28	SSE	32	41	SSE	35	45	1020	NSW	good	2000	62	73	5	4	4
Saturday, 24 Feb 2018 - Scapa Flow 58°53'N 003°02'W																			
00	SSE	27	35	30	SSE	34	43	SSE	37	47	1021	NSW	good	2000	75	76	5	4	4
03	SSE	26	34	29	SSE	33	42	SSE	36	45	1022	NSW	good	1000	75	75	4	4	3
06	SSE	26	34	29	SSE	32	41	SSE	35	44	1023	NSW	good	2000	72	73	4	4	3
09	SSE	26	34	29	SSE	32	41	SSE	35	45	1025	NSW	good	2000	75	73	5	4	4
12	SSE	26	33	28	SSE	32	40	SSE	34	43	1026	NSW	good	2000	75	70	5	5	4
15	SSE	24	30	26	SSE	27	35	SSE	31	39	1027	NSW	good	2000	57	68	5	5	4
18	SSE	22	28	25	SSE	25	33	SSE	29	37	1028	NSW	good	2000	52	70	5	5	4
21	SSE	23	30	25	SSE	27	35	SSE	31	40	1030	NSW	good	2000	62	72	5	5	4
Sunday, 25 Feb 2018 - Scapa Flow 58°53'N 003°02'W																			
00	SSE	22	29	25	SSE	26	33	SSE	29	37	1031	NSW	good	2000	74	72	5	4	4
03	SSE	20	27	22	SSE	24	30	SSE	26	33	1031	NSW	good	2000	75	72	5	4	4
06	SSE	19	25	21	SSE	22	28	SSE	24	30	1032	NSW	good	2000	72	71	5	4	4
09	SSE	19	26	21	SSE	23	29	SSE	25	32	1033	NSW	good	2000	75	72	5	4	4
12	SSE	19	25	21	SSE	22	29	SSE	24	31	1034	NSW	good	2000	74	69	5	4	4
15	SSE	18	24	21	SSE	21	28	SSE	23	30	1034	NSW	good	2000	75	68	5	4	4
18	SSE	18	24	21	SSE	21	28	SSE	23	30	1035	NSW	good	2000	75	71	4	4	3
21	SSE	18	24	21	SSE	22	28	SSE	23	30	1036	NSW	good	2000	76	71	4	3	3
Monday, 26 Feb 2018 - Scapa Flow 58°53'N 003°02'W																			
00	SSE	18	24	21	SSE	22	28	SSE	23	30	1037	DZ	md/gd	1000	79	75	4	3	3
06	SSE	15	20	18	SSE	18	24	SSE	20	26	1039	NSW	good	3500	74	70	4	3	3
12	SSE	10	14	14	SSE	11	16	SSE	12	17	1041	NSW	good	2000	62	62	4	4	3
18	NNE	5	8	13	NNE	5	8	NNE	5	8	1040	NSW	good	3500	49	61	4	3	3
Tuesday, 27 Feb 2018 - Scapa Flow 58°53'N 003°02'W																			
00	NNE	13	18	20	NNE	15	21	NNE	17	22	1038	NSW	good	3500	70	67	5	4	4
06	ENE	16	22	21	ENE	17	23	ENE	19	25	1036	NSW	good	2000	60	73	4	4	3
12	ESE	13	18	19	ESE	15	20	ESE	15	21	1037	NSW	good	2000	45	65	4	3	2
18	E	12	16	19	E	13	18	E	14	19	1037	NSW	good	3500	66	57	2	2	1
Wednesday, 28 Feb 2018 - Scapa Flow 58°53'N 003°02'W																			
00	ESE	12	17	21	ESE	14	19	ESE	15	20	1037	NSW	good	3500	75	72	1	1	0
06	E	14	18	25	E	15	21	E	17	22	1036	NSW	good	3500	72	59	0	0	0
12	ESE	19	25	26	ESE	21	28	ESE	23	30	1036	NSW	good	3500	75	64	0	0	-1
18	E	15	21	25	E	18	23	E	19	25	1035	NSW	good	3500	64	55	0	0	0
Thursday, 01 Mar 2018 - Scapa Flow 58°53'N 003°02'W																			
00	E	14	19	24	E	16	21	E	17	22	1034	NSW	good	3500	65	55	0	0	0
06	ENE	11	15	24	ENE	13	17	ENE	14	18	1029	NSW	good	3500	69	56	0	0	0
12	E	12	17	23	E	14	19	E	15	21	1025	NSW	good	3500	74	60	1	0	0
18	WNW	16	22	23	WNW	19	25	WNW	21	27	1019	NSW	good	1000	86	74	2	1	0
Friday, 02 Mar 2018 - Scapa Flow 58°53'N 003°02'W																			
00	NE	12	16	23	NE	14	19	NE	15	21	1015	SHRA	md/gd	1000	85	80	3	2	2
06	NE	17	23	25	NE	20	26	NE	23	29	1012	NSW	good	2000	65	75	3	2	2

Harbour Forecast

Orkney Harbour

Scapa Flow

MGO_REF_3205

Issued on 23 Feb 2018, 1359UTC



Contact details

E: OffshoreDutyforecaster@meteogroup.com

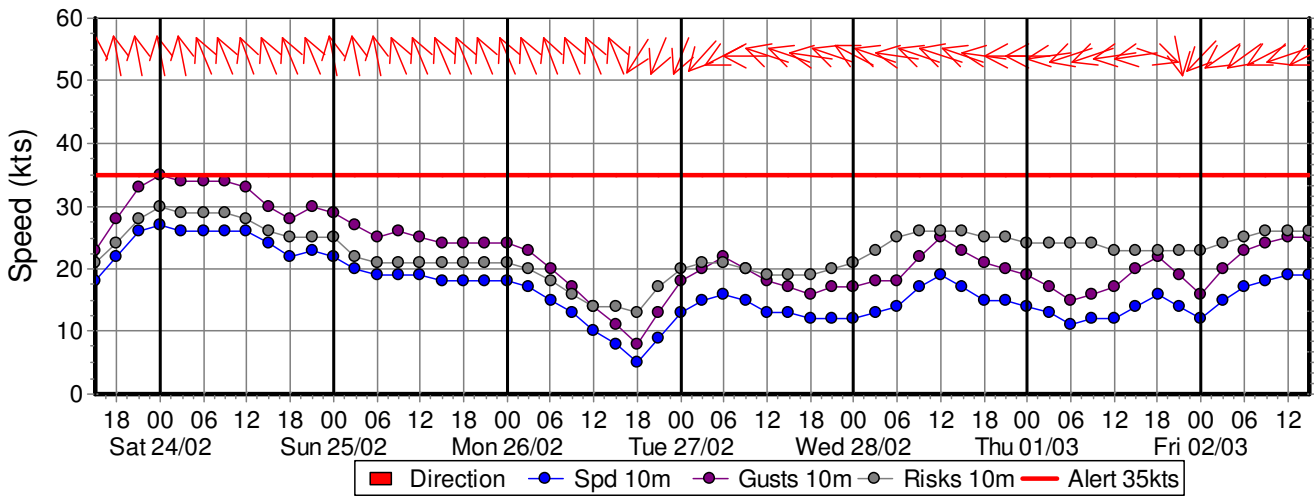
Wageningen Office T: +31 317 399822

Aberdeen Office T: +44 1224 900285

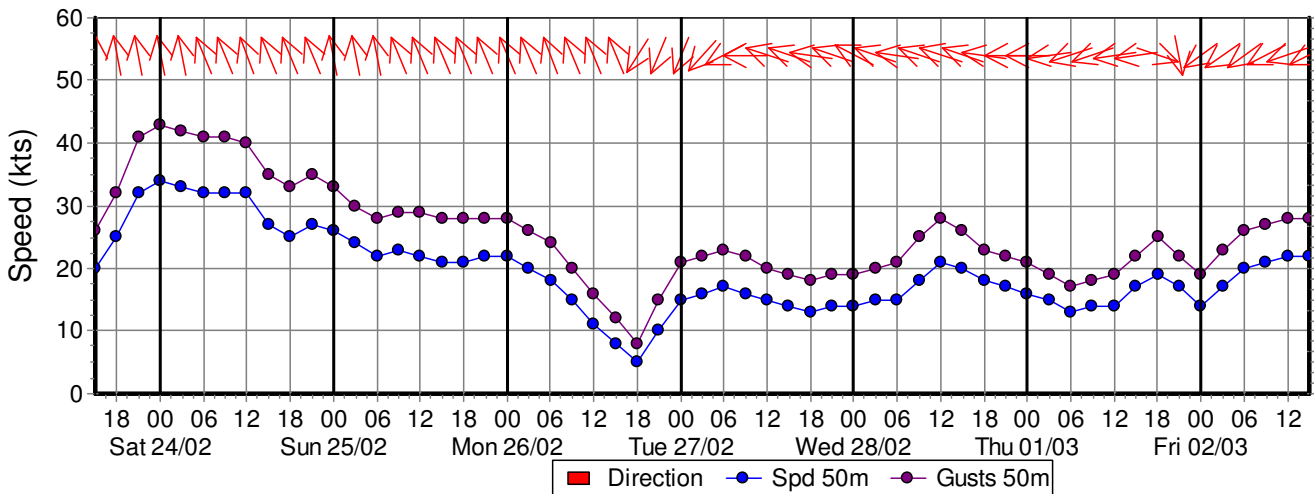
F: +31 317 424753

W: <http://meteogroup.com>

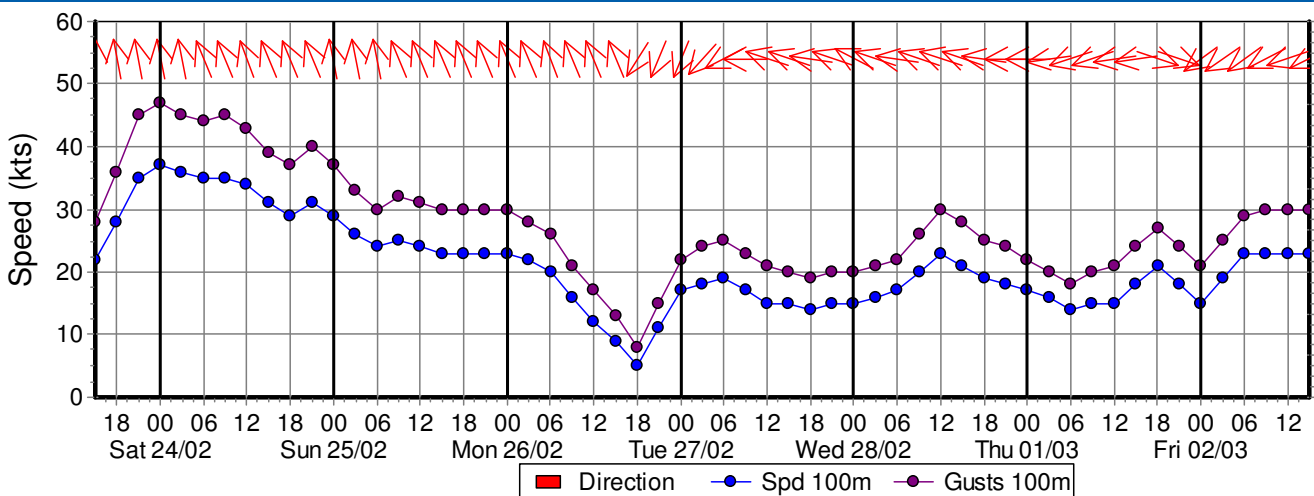
10 Wind graph 7 day Scapa Flow



50m Wind graph 7 day Scapa Flow



100m Wind graph 7 day Scapa Flow



Harbour Forecast

Orkney Harbour

Scapa Flow

MGO_REF_3205

Issued on 23 Feb 2018, 1359UTC



Contact details

E: OffshoreDutyforecaster@meteogroup.com

Wageningen Office T: +31 317 399822

Aberdeen Office T: +44 1224 900285

F: +31 317 424753

W: <http://meteogroup.com>

