

## Harbour Forecast

Orkney Harbour

Scapa Flow

MGO\_REF\_3205

Issued on 23 Feb 2018, 0348UTC



## Contact details

E: OffshoreDutyforecaster@meteogroup.com

Wageningen Office T: +31 317 399822

Aberdeen Office T: +44 1224 900285

F: +31 317 424753

W: http://meteogroup.com

## Meteorological Situation

Centre (1035hPa) of a very large high pressure area is over Finland but its influence is still as far as England and the Ukraine. A weaker high is building over Russia. Meanwhile a low (993hPa) is over Italy and a large one (954hPa) over the Atlantic with a secondary centre (997hPa) over the Azores. In between all pressure systems a SSW'ly flow has been established over Scapa Flow at times being fresh. The high is expected to linger and build stronger while the low deepens and move to Greenland and the Azorean-low deepens too. Winds become S'ly and increase a bit tomorrow. Sunday winds decrease as high pressure builds over the North Sea too, pushing the low further west.

**Summary next 72 hrs:** Wind: S-ly, moderate, increasing to strong (risk of near gale). Sea temperature: 6-7C.

## Warnings (next 24 hrs)

<b>Gale</b>	Nil	<b>Lightning Risk</b>	Low
<b>Windshear</b>	Nil	<b>Confidence</b>	High

<b>Criteria levels</b>	10m Winds: 35.0kts	<span style="display:inline-block; width:15px; height:15px; background-color:red;"></span> critical	<span style="display:inline-block; width:15px; height:15px; background-color:yellow;"></span> marginal
------------------------	--------------------	---	--

WX=Weather, FG=Fog, DZ=Drizzle, RA=Rain, SN=Snow, SHRA=Rainshower, SHSN=Snowshower, GR=Hail, TS=Thunderstorm, NSW=No sig weather

UTC	Winds									Weather					Temperature				
	10m			50m			100m			MSLP	Type	Vis	Cld	Cld	RH	10m	50m	100m	
	Dir	Spd (kts)	Gust (kts)	Risk (kts)	Dir	Spd (kts)	Gust (kts)	Dir	Spd (kts)	Gust (kts)	(hPa)		(nm)	(ft)	%	%	(C)	(C)	(C)
<b>Friday, 23 Feb 2018 - Scapa Flow 58°53'N 003°02'W</b>																			
06	S	14	19	17	S	17	22	S	18	24	1019	DZ	md/gd	NLC	80	76	4	4	3
09	S	15	20	18	S	18	23	S	19	25	1020	NSW	good	2000	70	78	4	4	3
12	S	16	21	18	S	18	23	S	19	25	1020	NSW	good	NLC	62	76	5	4	3
15	SSE	18	23	21	SSE	21	27	SSE	22	28	1019	NSW	good	NLC	49	70	5	4	3
18	SSE	21	27	25	SSE	25	32	SSE	27	35	1020	NSW	good	NLC	45	71	5	4	4
21	SSE	25	32	27	SSE	31	39	SSE	34	43	1020	NSW	good	3500	59	75	5	4	4
<b>Saturday, 24 Feb 2018 - Scapa Flow 58°53'N 003°02'W</b>																			
00	SSE	25	33	28	SSE	32	40	SSE	34	44	1021	NSW	good	2000	70	75	5	5	4
03	SSE	26	34	29	SSE	33	41	SSE	36	45	1021	NSW	good	2000	70	76	5	4	4
06	SSE	26	33	28	SSE	32	40	SSE	34	43	1023	NSW	good	1000	78	74	5	4	3
09	SSE	26	33	29	SSE	32	41	SSE	35	44	1025	NSW	good	2000	75	72	5	4	4
12	SSE	26	34	29	SSE	32	41	SSE	35	44	1026	NSW	good	2000	75	70	5	5	4
15	SSE	24	31	26	SSE	28	36	SSE	32	40	1027	NSW	good	2000	69	68	6	5	4
18	SSE	22	29	25	SSE	26	33	SSE	29	38	1028	NSW	good	2000	50	72	5	5	4
21	SSE	23	30	25	SSE	27	35	SSE	32	40	1030	NSW	good	2000	72	73	5	5	4
<b>Sunday, 25 Feb 2018 - Scapa Flow 58°53'N 003°02'W</b>																			
00	SSE	22	28	24	SSE	25	33	SSE	28	36	1031	NSW	good	2000	74	72	5	4	4
03	SSE	20	27	22	SSE	24	31	SSE	26	33	1031	NSW	good	2000	72	72	5	4	4
06	SSE	18	24	21	SSE	21	28	SSE	24	30	1032	NSW	good	2000	69	73	5	4	4
09	SSE	19	24	21	SSE	22	28	SSE	24	30	1032	NSW	good	2000	72	73	5	4	4
12	SSE	18	24	21	SSE	21	27	SSE	22	29	1033	NSW	good	2000	75	71	5	4	4
15	SSE	16	22	20	SSE	19	25	SSE	20	26	1033	NSW	good	2000	71	71	5	4	4
18	SSE	14	19	19	SSE	17	22	SSE	18	24	1033	NSW	good	2000	66	71	5	4	4
21	SSE	15	20	19	SSE	17	23	SSE	19	25	1034	NSW	good	2000	71	72	4	4	3
<b>Monday, 26 Feb 2018 - Scapa Flow 58°53'N 003°02'W</b>																			
00	SSE	16	21	19	SSE	18	24	SSE	20	26	1035	NSW	good	2000	75	73	4	3	3
06	SSE	15	20	18	SSE	17	23	SSE	19	25	1037	NSW	good	3500	62	67	4	3	3
12	SSE	12	17	17	SSE	14	20	SSE	15	21	1039	NSW	good	3500	60	65	4	4	3
18	SE	4	7	12	SE	5	8	SE	5	8	1038	NSW	good	3500	51	64	4	4	3
<b>Tuesday, 27 Feb 2018 - Scapa Flow 58°53'N 003°02'W</b>																			
00	N	8	12	17	N	9	13	N	10	14	1037	NSW	good	3500	65	65	4	4	3
06	NE	15	20	21	NE	18	23	NE	19	25	1034	NSW	good	1000	72	75	4	4	3
12	ESE	13	17	20	ESE	14	19	ESE	15	21	1035	NSW	good	1000	61	73	4	3	2
18	ESE	7	10	16	ESE	8	11	ESE	8	12	1034	NSW	good	3500	72	64	3	2	2
<b>Wednesday, 28 Feb 2018 - Scapa Flow 58°53'N 003°02'W</b>																			
00	N	10	14	18	N	12	16	N	13	18	1033	NSW	good	3500	70	64	3	2	2
06	NE	13	18	24	NE	16	21	NE	17	22	1029	NSW	good	1000	76	75	2	2	1
12	ESE	18	24	30	ESE	21	27	ESE	22	29	1030	NSW	good	3500	85	74	2	1	0
18	ESE	16	22	25	ESE	18	24	ESE	20	26	1030	SHSN	md/gd	3500	80	67	0	0	0
<b>Thursday, 01 Mar 2018 - Scapa Flow 58°53'N 003°02'W</b>																			
00	ESE	13	18	26	ESE	15	21	ESE	16	22	1028	NSW	good	3500	70	56	0	0	0
06	ENE	17	23	28	ENE	20	27	ENE	22	28	1024	SHSN	md/gd	2000	81	72	0	0	0
12	SSE	15	20	25	SSE	17	23	SSE	19	24	1020	SHSN	md/gd	3500	78	64	1	0	0
18	ESE	12	17	25	ESE	14	19	ESE	15	20	1017	NSW	good	3500	79	66	1	0	0
<b>Friday, 02 Mar 2018 - Scapa Flow 58°53'N 003°02'W</b>																			
00	SE	13	18	24	SE	15	20	SE	16	22	1016	NSW	good	2000	76	63	1	0	0

# Harbour Forecast

Orkney Harbour

Scapa Flow

MGO\_REF\_3205

Issued on 23 Feb 2018, 0348UTC



# Contact details

E: [OffshoreDutyforecaster@meteogroup.com](mailto:OffshoreDutyforecaster@meteogroup.com)

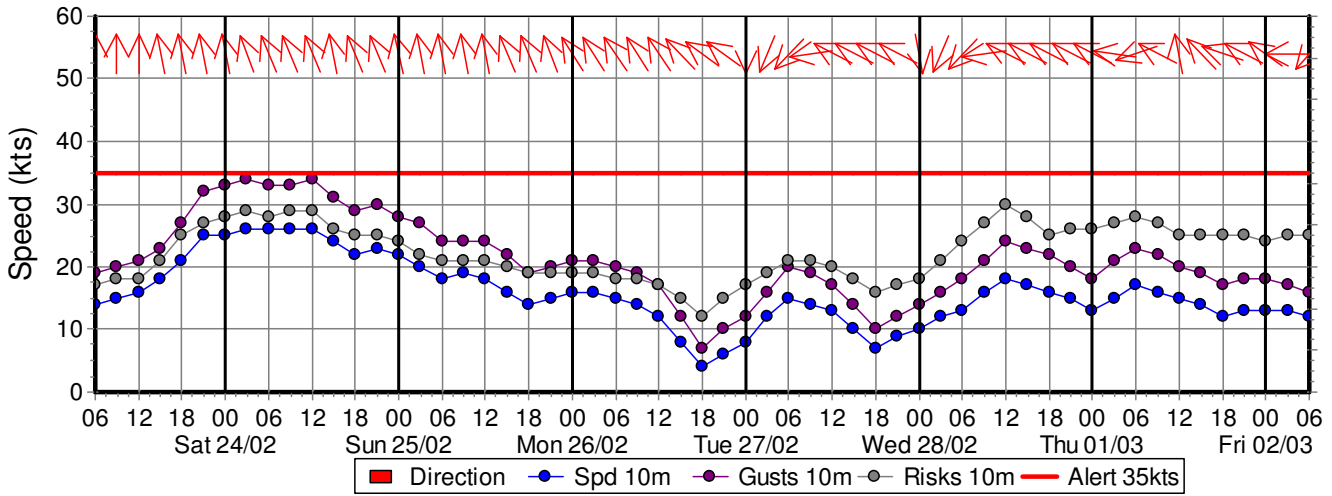
Wageningen Office T: +31 317 399822

Aberdeen Office T: +44 1224 900285

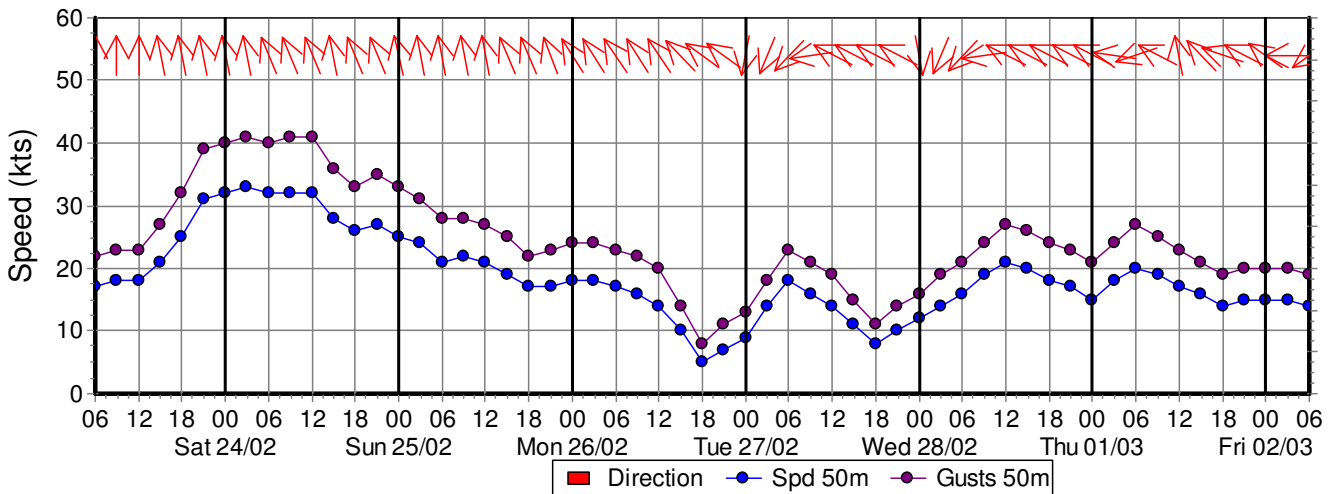
F: +31 317 424753

W: <http://meteogroup.com>

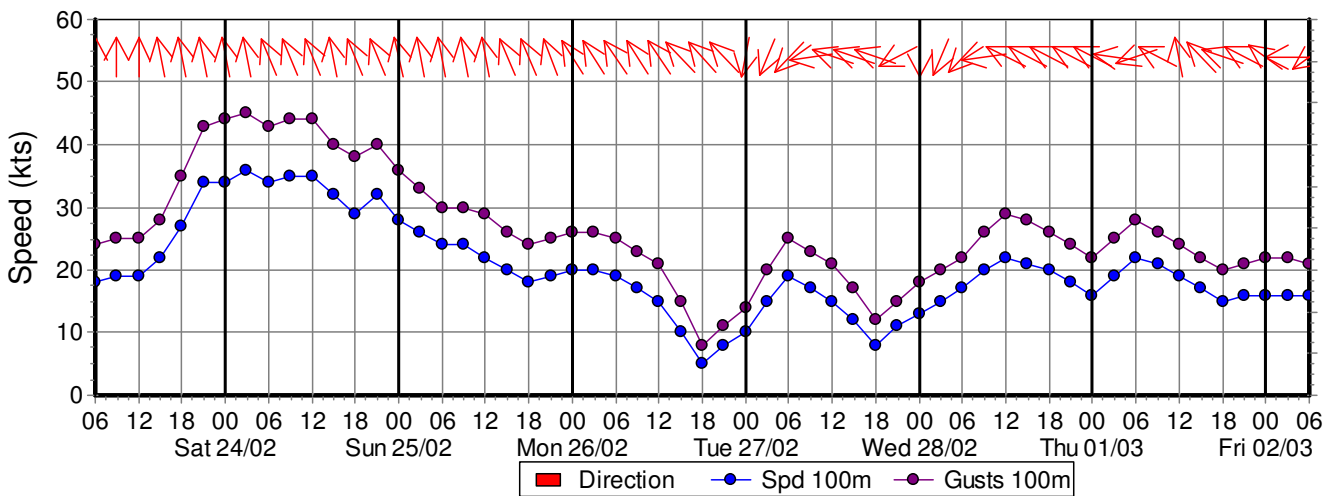
## 10 Wind graph 7 day Scapa Flow



## 50m Wind graph 7 day Scapa Flow



## 100m Wind graph 7 day Scapa Flow



## Harbour Forecast

Orkney Harbour

Scapa Flow

MGO\_REF\_3205

Issued on 23 Feb 2018, 0348UTC



## Contact details

E: [OffshoreDutyforecaster@meteogroup.com](mailto:OffshoreDutyforecaster@meteogroup.com)

Wageningen Office T: +31 317 399822

Aberdeen Office T: +44 1224 900285

F: +31 317 424753

W: <http://meteogroup.com>

