Single Location Forecast - 7 Day

Scapa Flow (58°53'N 003°02'W)
Scapa Flow
Orkney Harbour DTNO_REF_19049545

Issued on 28 November 2026, 14:01 UTC

offshore@dtn.com
+31 (0)30 8082022 (Utrecht office)
+44 (0)1224 042444 (Aberdeen office)
www.meteogroupoffshore.com

Meteorological Situation

High pressure is over the Baltic states while low pressure is to the south of Iceland with an associated front passing over Orkney this afternoon. Rain is expected this afternoon and winds should gradually reduce. Another frontal zone should pass over again tomorrow. For the start of the week, low pressure near Iceland should remain the dominant feature and maintain the unsettled conditions. Local conditions next 72 hrs: Wind: SSE-ly, veering to SSW, gale. Sea: moderate on 28 November around 12 UTC. Sea temperature: 10-11C.

Warnings (next 24 Hours)

Gale	Wind Shear	Lightning Risk	Confidence
Sat13-Sat17 UTC.	Nil	Low	Low

Criteria Levels

Winds 10m Spd
35 kts

	Winds										Weather									
	10m				50m			100m			Type	Air						Cloud		MSLP
UTC	Dir (text)	Spd (kts)	Risk (kts)	Gust (kts)	Dir (deg)	Spd (kts)	Gust (kts)	Dir (deg)	Spd (kts)	Gust (kts)	(text)	T10 (°C)	T50 (°C)	T100 (°C)	Td10 (°C)	Vis10 (text)	RH (%)	Base (ft)	Frac (%)	(hPa)
Saturday 28 November 2026																				
12	SSE	34	37	43	160	45	56	160	50	62	nsw	8	8	7	6	good	84	1000	79	1010
15	SSE	30	33	38	160	40	50	160	44	55	ra	8	8	7	6	good	86	2000	79	1008
18	SSE	23	26	29	160	31	39	170	34	43	ra	8	7	7	6	md/gd	88	1000	80	1005
21	SSW	12	15	16	220	17	22	220	19	25	ra	7	7	6	5	good	87	nlc	78	1003
Sunday 29 November 2026																				
00	SW	12	14	17	250	16	21	250	18	24	ra	7	7	6	5	good	85	3500	48	1005
03	SSW	11	14	16	210	15	20	210	17	21	nsw	7	6	6	4	good	82	2000	39	1006
06	S	13	16	18	190	19	24	190	21	26	nsw	7	6	6	4	good	83	nlc	11	1006
09	S	16	19	22	180	23	28	180	25	31	nsw	7	7	6	4	good	78	1000	48	1005
12	SSW	17	21	24	210	22	29	210	24	31	ra	7	7	6	4	good	81	nlc	74	1004
15	SW	13	17	19	230	19	24	230	22	27	dz	7	6	6	4	good	81	3500	28	1006
18	SSW	13	16	18	210	19	24	200	21	27	dz	7	6	6	4	good	82	nlc	48	1007
21	SSW	16	19	22	200	22	29	200	25	31	nsw	8	7	6	5	good	82	2000	61	1007
Monday 30 November 2026																				
00	S	17	20	24	190	24	30	190	26	33	nsw	8	8	7	6	good	83	500	77	1006
03	S	20	23	27	180	29	36	180	33	40	ra	9	9	8	6	good	84	200	79	1004
06	S	23	26	32	180	32	41	180	35	45	ra	10	9	9	8	md/gd	88	nlc	79	1000
09	S	20	24	29	190	29	38	200	33	42	ra	11	11	10	8	good	85	2000	79	999
12	S	18	21	25	200	27	34	200	31	38	ra	11	11	11	9	good	87	3500	79	999
15	S	18	21	26	190	27	34	200	30	38	ra	11	11	11	9	good	87	3500	79	998
18	S	17	20	24	190	26	33	190	29	37	nsw	11	11	11	9	good	88	2000	78	998
21	S	16	20	23	190	25	31	190	28	35	dz	12	12	12	9	good	87	2000	72	998
Tuesday 01 December 2026																				
00	S	16	19	24	190	24	31	200	27	34	nsw	12	12	12	10	good	89	1000	74	997

Single Location Forecast - 7 Day

Scapa Flow (58°53'N 003°02'W)
Scapa Flow
Orkney Harbour DTNO_REF_19049545

Issued on 28 November 2026, 14:01 UTC

offshore@dtn.com
+31 (0)30 8082022 (Utrecht office)
+44 (0)1224 042444 (Aberdeen office)
www.meteogroupoffshore.com

	Winds										Weather									
	10m				50m			100m			Type	Air						Cloud		MSLP
UTC	Dir (text)	Spd (kts)	Risk (kts)	Gust (kts)	Dir (deg)	Spd (kts)	Gust (kts)	Dir (deg)	Spd (kts)	Gust (kts)	(text)	T10 (°C)	T50 (°C)	T100 (°C)	Td10 (°C)	Vis10 (text)	RH (%)	Base (ft)	Frac (%)	(hPa)
03	S	18	21	26	190	27	34	190	30	38	shra	12	12	12	10	good	88	500	76	996
06	S	18	21	26	200	27	35	200	31	39	shra	12	12	12	10	good	87	2000	77	995
09	SSW	15	19	22	220	24	31	230	27	34	ra	11	11	10	9	good	87	2000	74	997
12	SW	14	17	21	240	22	28	240	25	31	ra	10	10	9	6	good	76	3500	68	1000
18	SW	14	17	19	240	19	24	240	21	26	ra	8	8	7	4	good	74	3500	67	1003
Wednesday 02 December 2026																				
00	SW	16	20	23	240	23	29	240	26	32	nsw	8	8	7	4	good	77	nlc	28	1005
06	WSW	15	19	21	260	23	29	270	27	32	nsw	8	7	7	4	good	79	nlc	40	1008
12	WSW	18	20	24	260	27	33	270	31	37	shra	8	8	7	4	good	74	3500	55	1012
18	W	17	20	22	280	24	30	290	28	33	nsw	8	7	7	3	good	74	3500	38	1018
Thursday 03 December 2026																				
00	W	16	19	21	280	22	27	290	24	30	nsw	8	8	7	4	good	77	3500	32	1024
06	W	13	17	18	280	20	25	290	22	27	nsw	8	8	8	5	good	79	3500	60	1029
12	WSW	11	14	15	260	17	21	270	19	23	nsw	9	8	8	6	good	82	2000	69	1032
18	WSW	10	12	14	250	17	21	250	20	24	dz	9	8	8	7	good	87	2000	66	1033
Friday 04 December 2026																				
00	SW	11	14	16	220	17	22	230	20	25	dz	8	8	8	7	good	89	nlc	56	1034
06	SSW	10	12	13	230	15	19	240	17	21	dz	8	8	7	6	good	84	nlc	62	1033
12	SSW	11	13	14	210	13	17	230	14	18	dz	8	8	7	5	good	81	nlc	60	1033
18	SSW	10	12	14	210	13	16	220	14	17	dz	8	8	7	6	good	83	3500	64	1032
Saturday 05 December 2026																				
00	SSW	10	13	15	210	13	18	220	15	19	ra	8	8	8	6	good	88	nlc	69	1030
06	SSW	9	12	13	210	14	17	210	16	20	ra	8	8	8	7	good	93	2000	78	1027

WX=Weather, FG=Fog, DZ=Drizzle, RA=Rain, SN=Snow, SHRA=Rainshower, SHSN=Snowshower, GR=Hail, TS=Thunderstorm, NSW=No sig weather

Copyright 2026© DTN

offshore@dtn.com
+31 (0)30 8082022 (Utrecht office)
+44 (0)1224 042444 (Aberdeen office)
www.meteogroupoffshore.com

Single Location Forecast - 7 Day

Scapa Flow (58°53'N 003°02'W)
Scapa Flow
Orkney Harbour DTNO_REF_19049545

Issued on 28 November 2026, 14:01 UTC

10m Wind Graph - 7 Day **Scapa Flow**

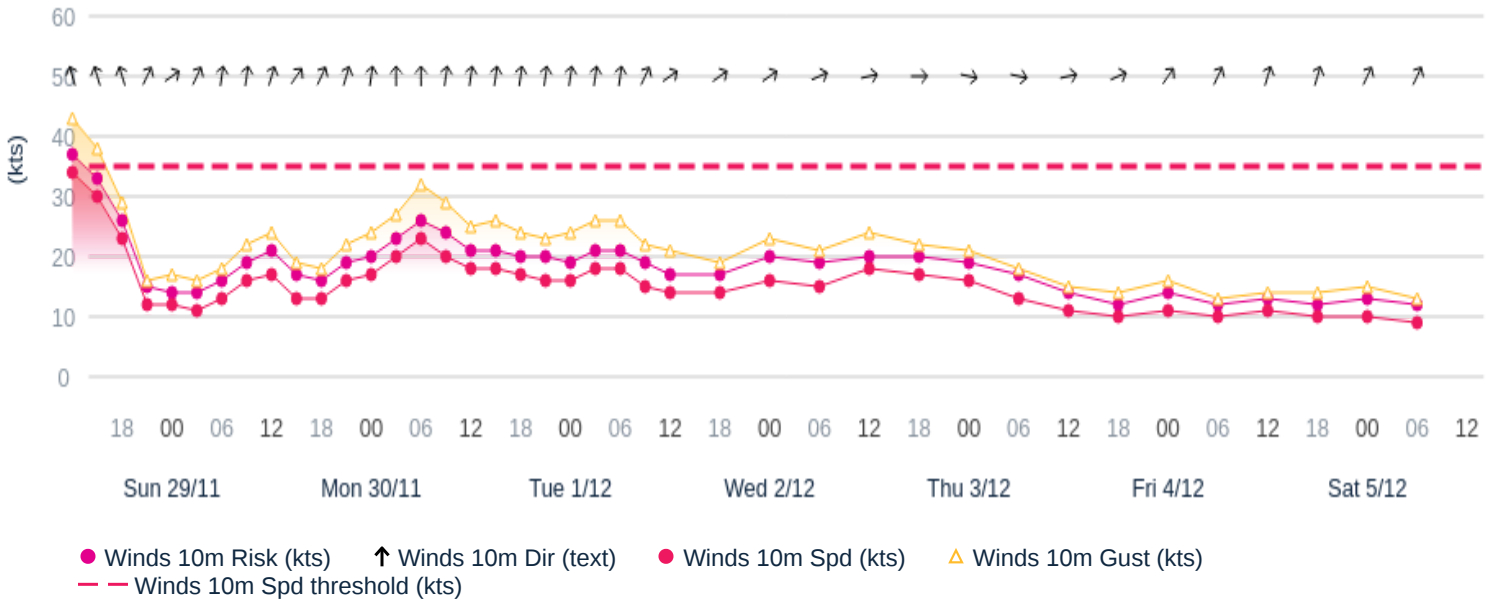

Winds 10m Risk (kts) ↑ Winds 10m Dir (text) Winds 10m Spd (kts) Winds 10m Gust (kts)
Winds 10m Spd threshold (kts)

50m Wind Graph - 7 Day **Scapa Flow**

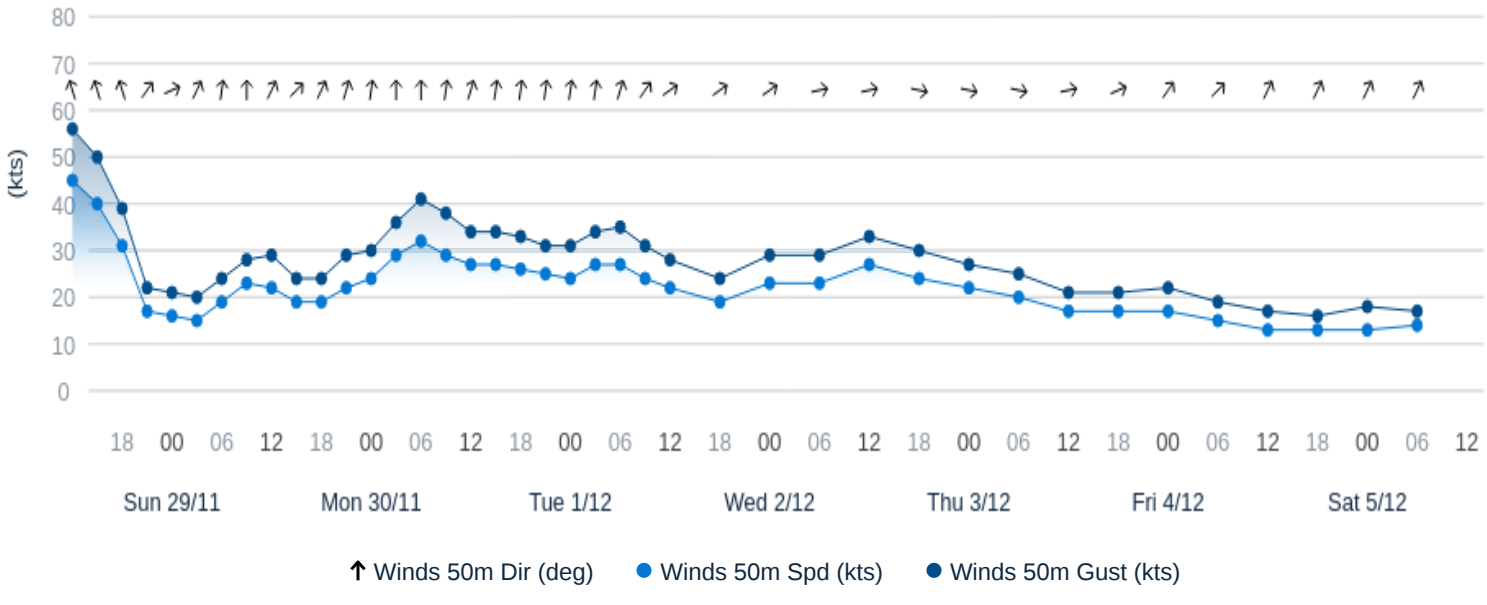

↑ Winds 50m Dir (deg) Winds 50m Spd (kts) Winds 50m Gust (kts)

offshore@dtn.com
+31 (0)30 8082022 (Utrecht office)
+44 (0)1224 042444 (Aberdeen office)
www.meteogroupoffshore.com

Single Location Forecast - 7 Day

Scapa Flow (58°53'N 003°02'W)
Scapa Flow
Orkney Harbour DTNO_REF_19049545

Issued on 28 November 2026, 14:01 UTC

100m Wind Graph - 7 Day **Scapa Flow**

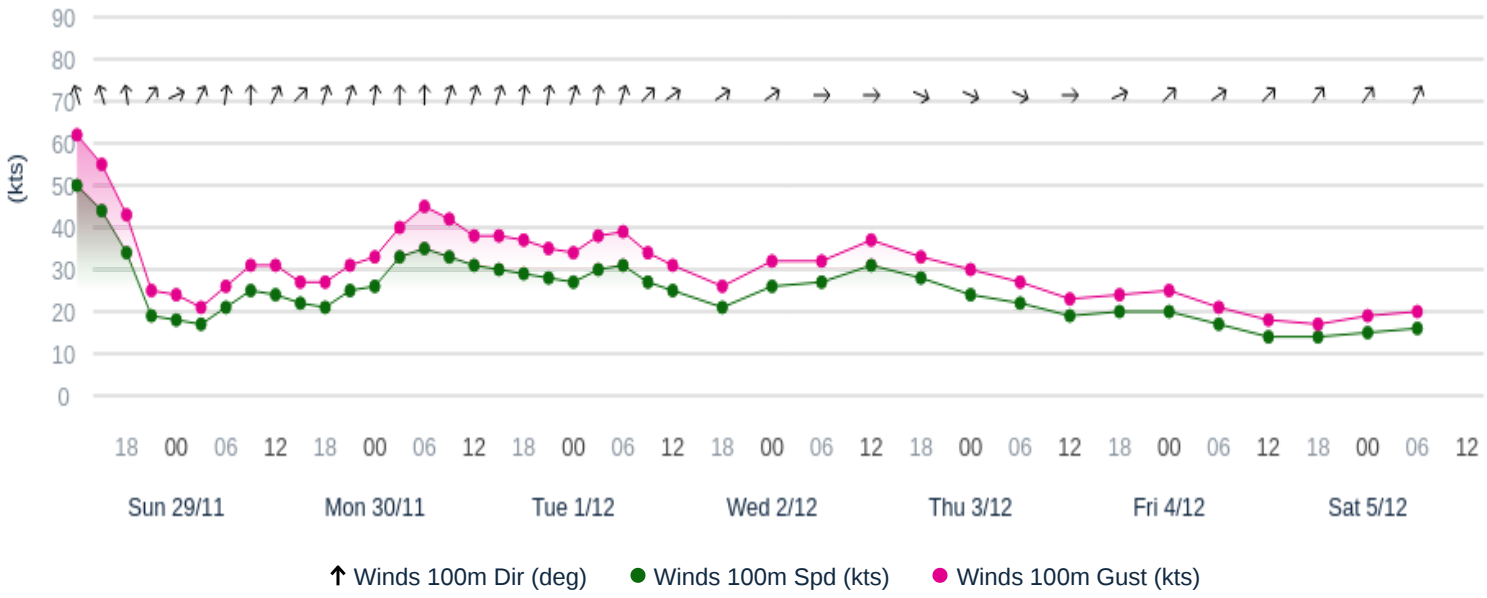

Issued on 28 November 2026, 12:00 UTC | Forecast for 29 November 2026, 12:00 UTC (+24) | 10m Wind Speed + Surface Pressure and Fronts

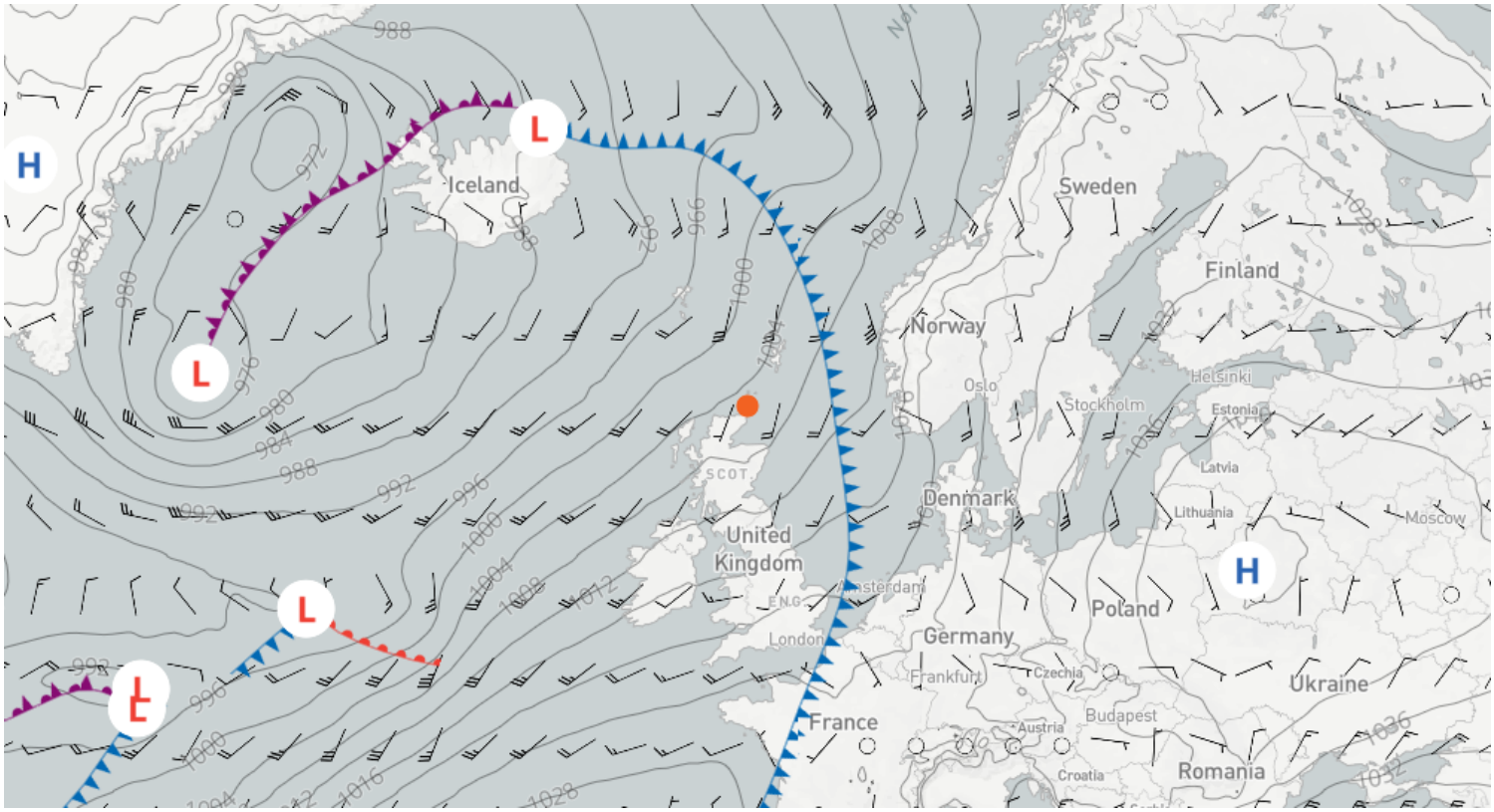

offshore@dtn.com
+31 (0)30 8082022 (Utrecht office)
+44 (0)1224 042444 (Aberdeen office)
www.meteogroupoffshore.com

Issued on 28 November 2026, 12:00 UTC | Forecast for 30 November 2026, 12:00 UTC (+48) | 10m Wind Speed + Surface Pressure and Fronts

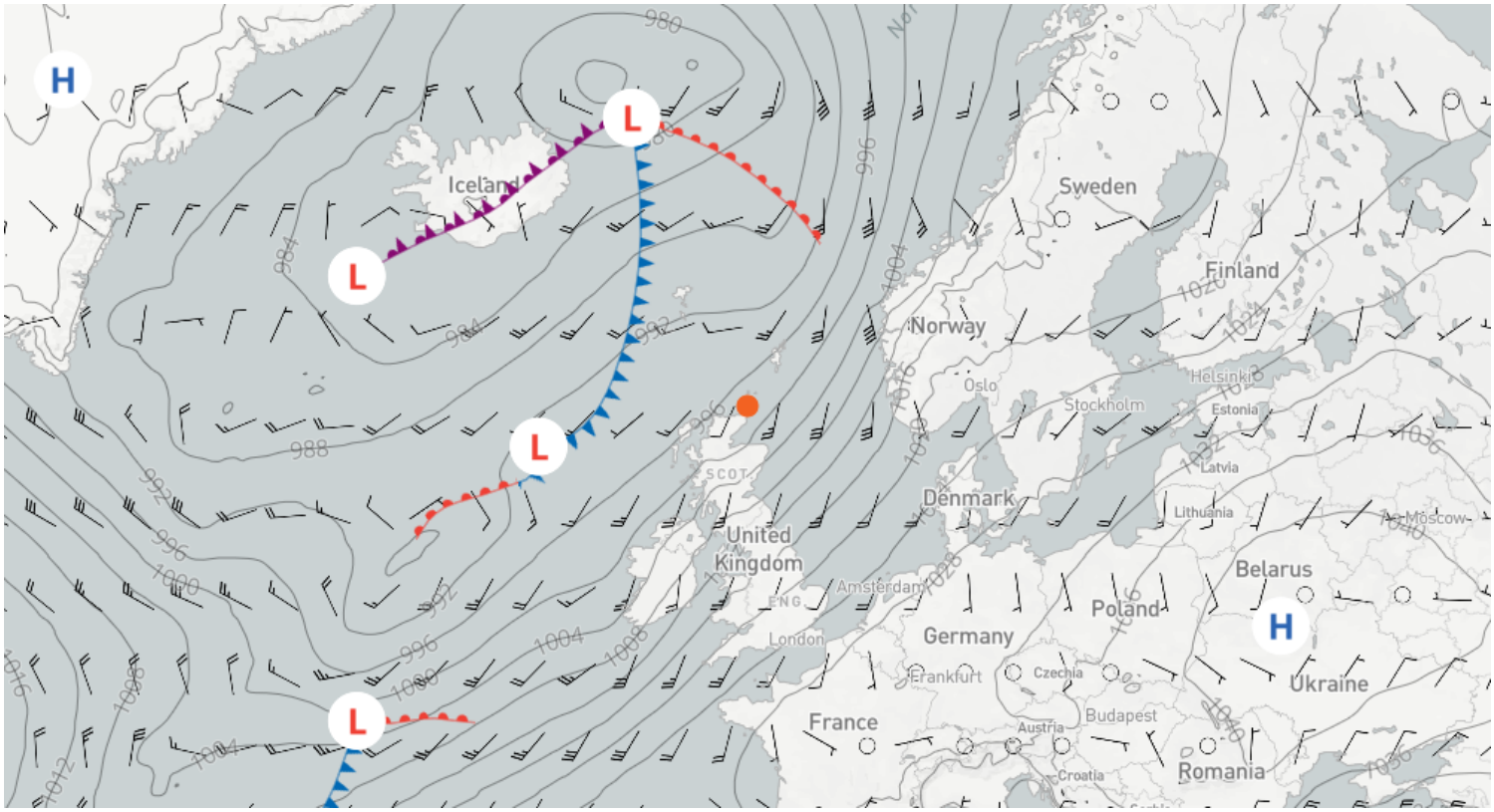

page intentionally left blank