



Single Location Forecast - 7 Day

Scapa Flow (58°53'N 003°02'W)
Scapa Flow
Orkney Harbour DTNO_REF_19049545

offshore@dtn.com
+31 (0)30 8082022 (Utrecht office)
+44 (0)1224 042444 (Aberdeen office)
www.meteogroupoffshore.com

Issued on 10 July 2026, 14:02 UTC

Meteorological Situation

A weak frontal system across Orkney will slowly move southward in the next day. It will bring some rainy outbreaks. From tomorrow morning weather will turn fair and dry for many days at Scapa as an Atlantic high will spread its influence across the Northern Isles. This high will settle in the Shetland basin for about a week and will promote calm weather. Local conditions next 72 hrs: Wind: NW-ly, veering to ENE, light. Sea temperature: 13-14C.

Warnings (next 24 Hours)

Gale Nil
Wind Shear Nil
Lightning Risk Low
Confidence Low

Criteria Levels

Winds 10m Spd
35 kts

UTC	Winds										Weather									
	10m			50m			100m			Type (text)	Air					Cloud		MSLP (hPa)		
	Dir (text)	Spd (kts)	Risk (kts)	Gust (kts)	Dir (deg)	Spd (kts)	Gust (kts)	Dir (deg)	Spd (kts)		Gust (kts)	T10 (°C)	T50 (°C)	T100 (°C)	Td10 (°C)	Vis10 (text)	RH (%)		Base (ft)	Frac (%)
Friday 10 July 2026																				
12	NW	6	8	8	320	7	10	320	8	10	ra	15	14	14	12	good	83	2000	78	1022
15	N	5	7	9	350	6	10	340	7	11	ra	14	14	13	11	good	82	2000	79	1024
18	N	4	6	6	350	5	8	350	6	8	ra	14	13	13	11	good	82	3500	79	1025
21	N	3	4	4	0	5	7	350	6	8	nsw	13	13	12	10	good	84	2000	77	1026
Saturday 11 July 2026																				
00	N	3	5	5	10	5	7	10	6	7	dz	13	13	12	10	good	85	3500	77	1027
03	NNE	4	6	6	20	6	8	20	7	9	dz	13	12	12	10	good	87	2000	76	1027
06	NE	5	7	8	40	7	10	30	8	11	dz	13	12	12	10	good	85	2000	75	1028
09	NE	6	7	8	50	7	10	40	8	10	nsw	13	13	12	10	good	81	2000	74	1029
12	ENE	7	8	10	60	7	11	50	7	11	nsw	14	13	13	10	good	77	2000	72	1030
15	NE	6	8	9	50	7	10	50	7	10	nsw	14	13	13	9	good	74	3500	71	1031
18	ENE	6	7	8	60	6	8	60	6	8	nsw	13	13	12	9	good	74	3500	68	1031
21	ENE	3	5	5	60	4	6	50	5	7	nsw	13	13	12	9	good	77	3500	63	1032
Sunday 12 July 2026																				
00	ENE	3	4	5	60	3	5	50	4	6	nsw	12	12	12	9	good	80	3500	55	1032
03	ENE	2	4	4	50	3	5	40	4	6	nsw	12	12	12	9	good	83	3500	56	1032
06	ENE	3	4	5	50	3	5	50	4	6	nsw	13	12	12	9	good	79	3500	46	1033
09	ENE	3	5	5	60	3	5	50	4	6	nsw	13	13	12	9	good	73	3500	56	1033
12	E	5	7	8	80	5	8	70	5	8	nsw	14	13	13	9	good	71	3500	59	1033
15	E	6	8	8	80	6	8	80	6	8	nsw	14	14	13	9	good	70	3500	49	1033
18	E	6	7	8	80	6	8	80	6	8	nsw	14	13	13	9	good	72	n/c	15	1033
21	E	4	6	6	90	6	8	80	6	8	nsw	13	13	12	9	good	78	n/c	14	1033
Monday 13 July 2026																				
00	E	4	5	6	100	5	7	100	6	8	nsw	12	12	12	9	good	81	n/c	17	1033
03	E	3	5	5	100	4	6	100	5	7	nsw	12	12	12	9	good	83	n/c	27	1032



Single Location Forecast - 7 Day

Scapa Flow (58°53'N 003°02'W)
Scapa Flow
Orkney Harbour DTNO_REF_19049545

offshore@dtn.com
+31 (0)30 8082022 (Utrecht office)
+44 (0)1224 042444 (Aberdeen office)
www.meteogroupoffshore.com

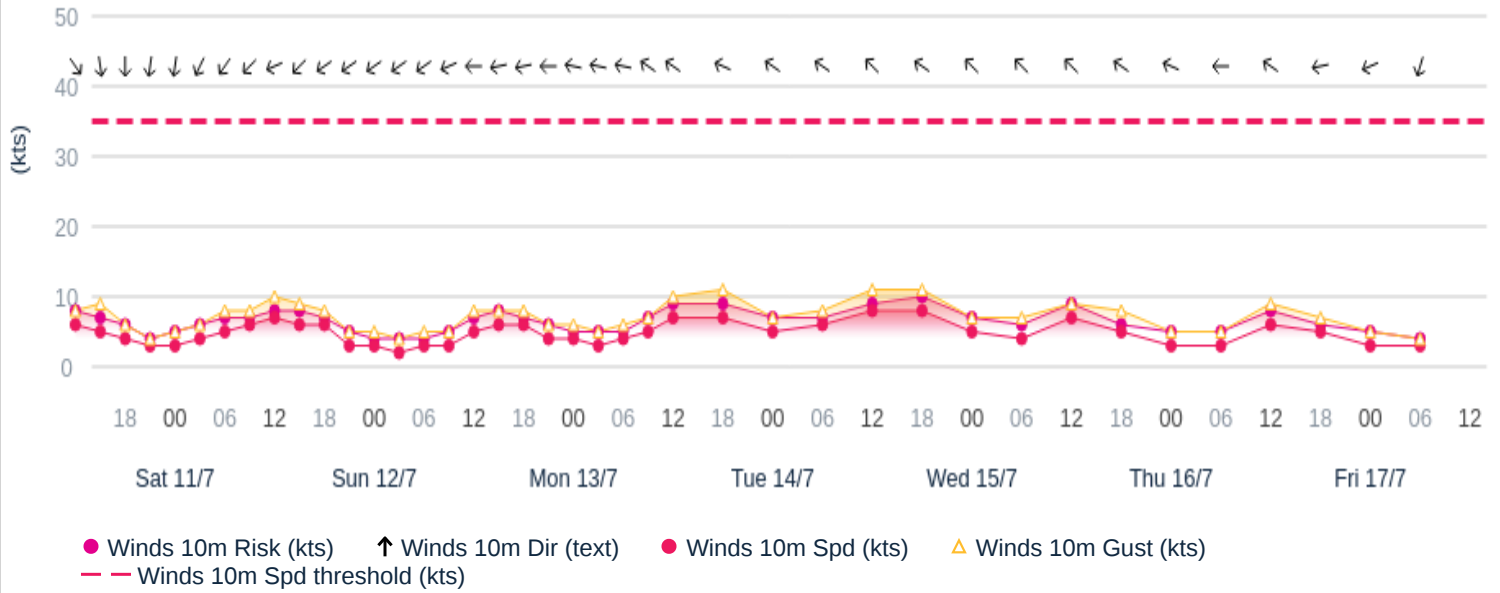
Issued on 10 July 2026, 14:02 UTC

UTC	Winds										Weather									
	10m				50m			100m			Type (text)	Air					Cloud		MSLP (hPa)	
	Dir (text)	Spd (kts)	Risk (kts)	Gust (kts)	Dir (deg)	Spd (kts)	Gust (kts)	Dir (deg)	Spd (kts)	Gust (kts)		T10 (°C)	T50 (°C)	T100 (°C)	Td10 (°C)	Vis10 (text)	RH (%)	Base (ft)		Frac (%)
06	E	4	5	6	100	4	7	90	5	7	nsw	13	12	12	9	good	79	2000	31	1032
09	ESE	5	7	7	110	6	8	100	6	8	nsw	13	13	12	9	good	76	2000	56	1032
12	ESE	7	9	10	120	7	10	110	7	10	nsw	14	14	13	9	good	74	2000	48	1031
18	ESE	7	9	11	100	8	11	100	9	12	nsw	14	13	13	10	good	77	1000	47	1030
Tuesday 14 July 2026																				
00	ESE	5	7	7	120	8	10	120	9	11	nsw	13	13	12	10	good	85	1000	49	1029
06	ESE	6	7	8	120	8	10	130	9	11	nsw	13	13	12	10	good	85	2000	48	1028
12	SE	8	9	11	130	10	12	140	10	13	nsw	14	14	14	11	good	79	nlc	23	1028
18	ESE	8	10	11	130	10	13	140	11	14	nsw	15	14	14	12	good	82	nlc	6	1026
Wednesday 15 July 2026																				
00	SE	5	7	7	140	10	12	150	12	14	nsw	13	14	14	12	good	91	nlc	11	1026
06	SE	4	6	7	140	8	10	150	10	12	nsw	14	14	14	13	good	93	nlc	15	1025
12	SE	7	9	9	140	8	11	140	9	12	nsw	15	15	15	13	good	85	1000	29	1025
18	ESE	5	6	8	120	7	10	130	8	11	nsw	16	16	16	13	good	84	nlc	12	1024
Thursday 16 July 2026																				
00	ESE	3	5	5	120	9	11	140	11	13	nsw	14	14	14	13	good	92	nlc	12	1024
06	E	3	5	5	110	9	11	140	11	13	nsw	14	14	14	13	good	94	nlc	14	1023
12	ESE	6	8	9	130	11	14	140	13	16	nsw	16	16	16	13	good	83	nlc	13	1023
18	E	5	6	7	110	10	12	130	13	15	nsw	16	16	16	13	good	86	nlc	21	1023
Friday 17 July 2026																				
00	ENE	3	5	5	40	8	10	20	10	11	nsw	14	15	15	13	good	93	nlc	32	1022
06	NNE	3	4	4	0	7	9	340	8	10	nsw	14	14	14	13	mod	92	3500	44	1022

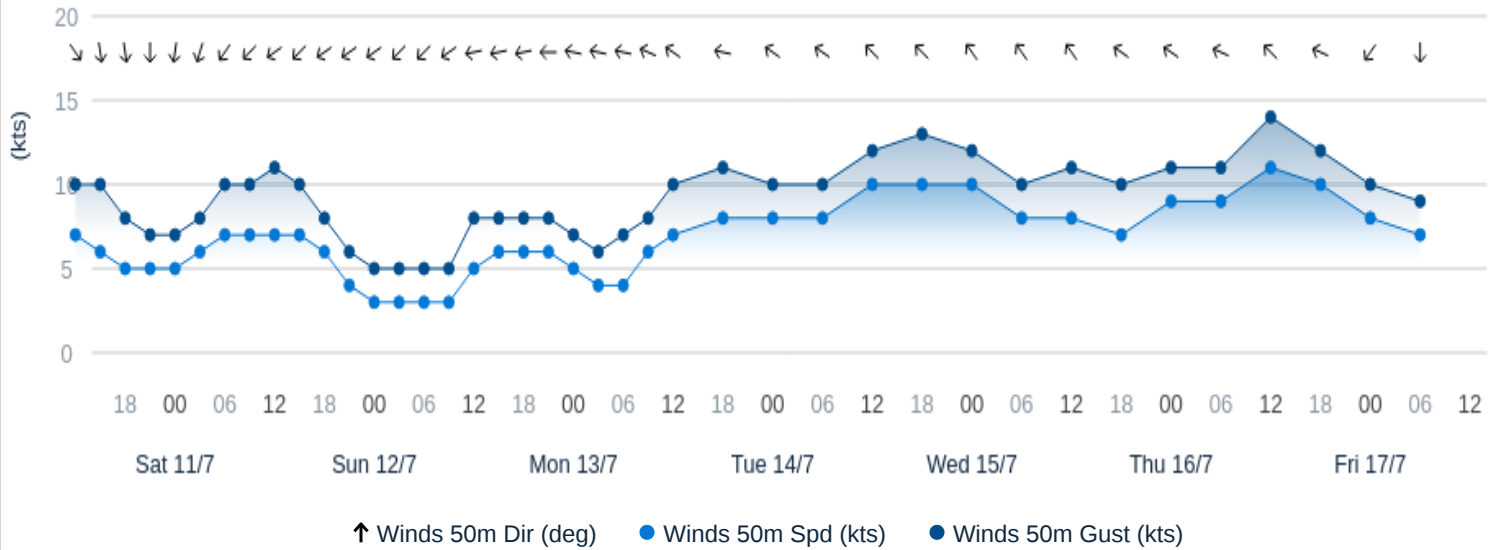
WX=Weather, FG=Fog, DZ=Drizzle, RA=Rain, SN=Snow, SHRA=Rainshower, SHSN=Snowshower, GR=Hail, TS=Thunderstorm, NSW=No sig weather

Copyright 2026© DTN

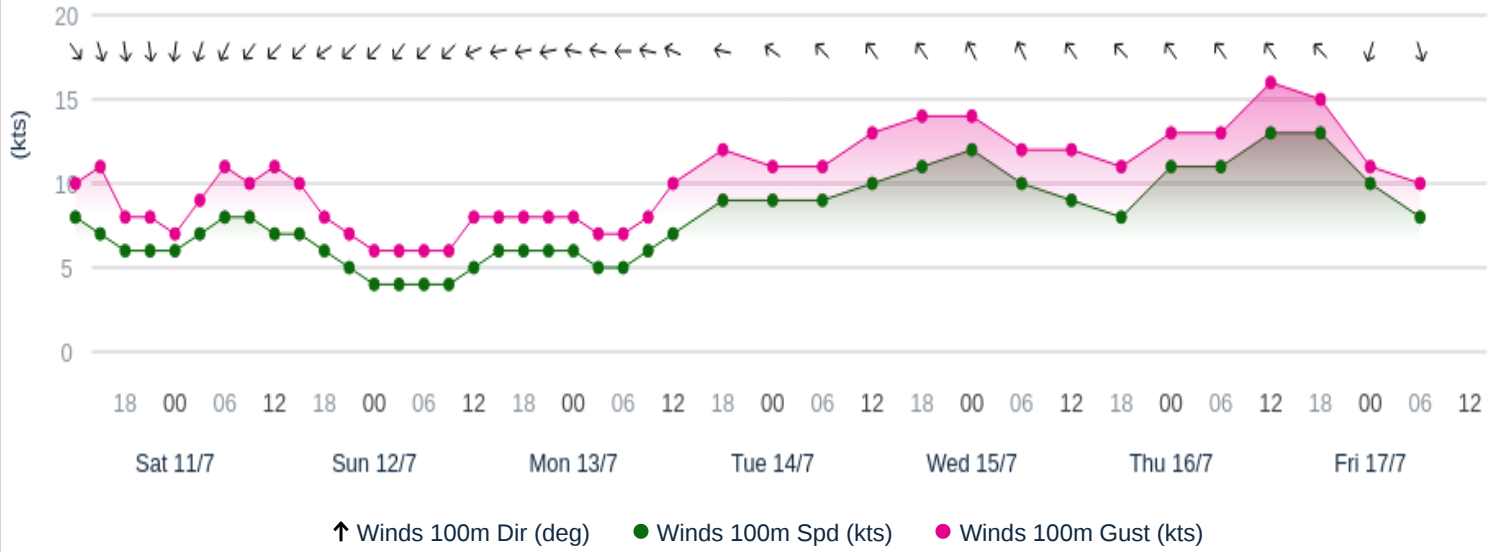
10m Wind Graph - 7 Day Scapa Flow



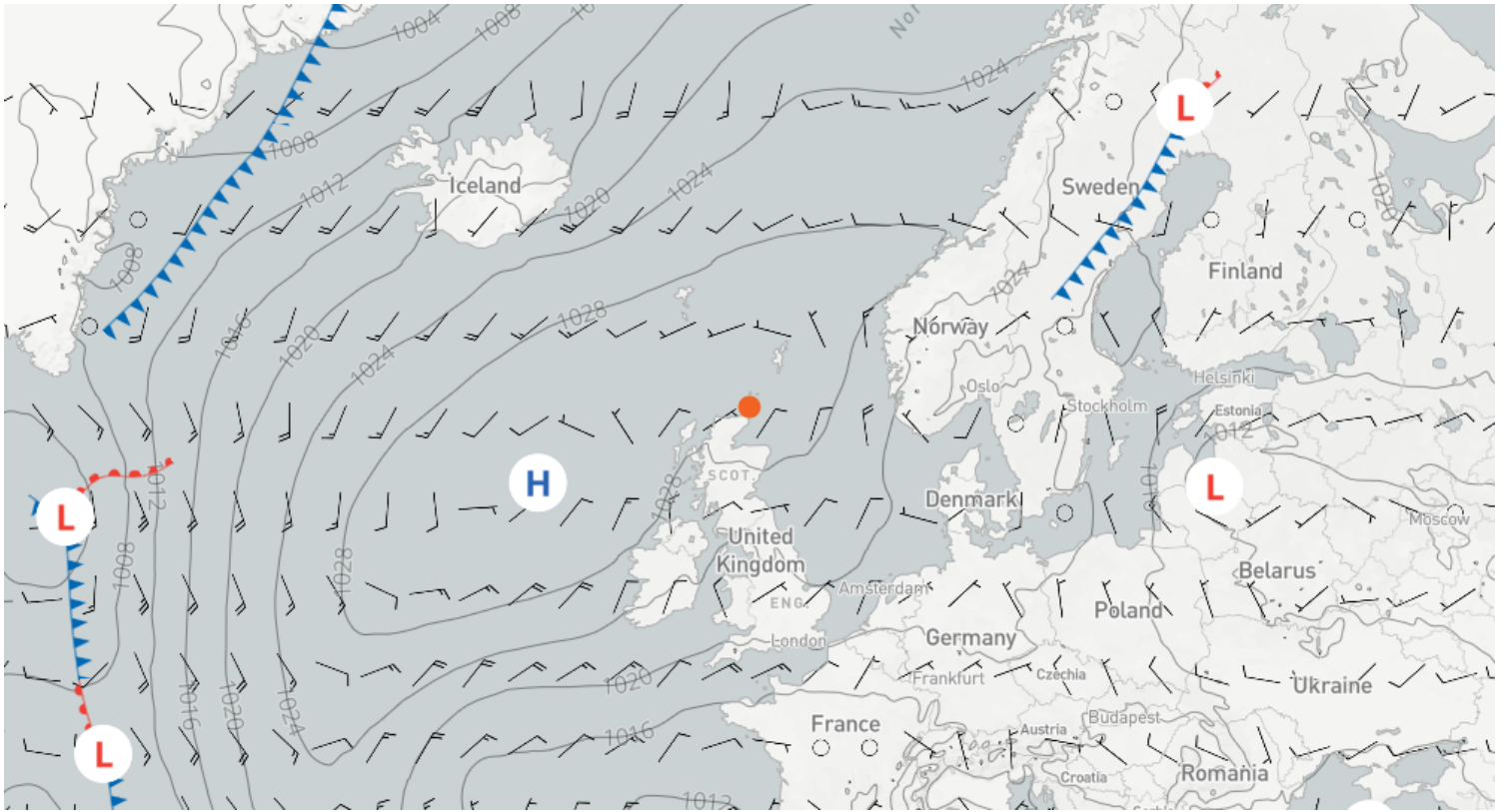
50m Wind Graph - 7 Day Scapa Flow



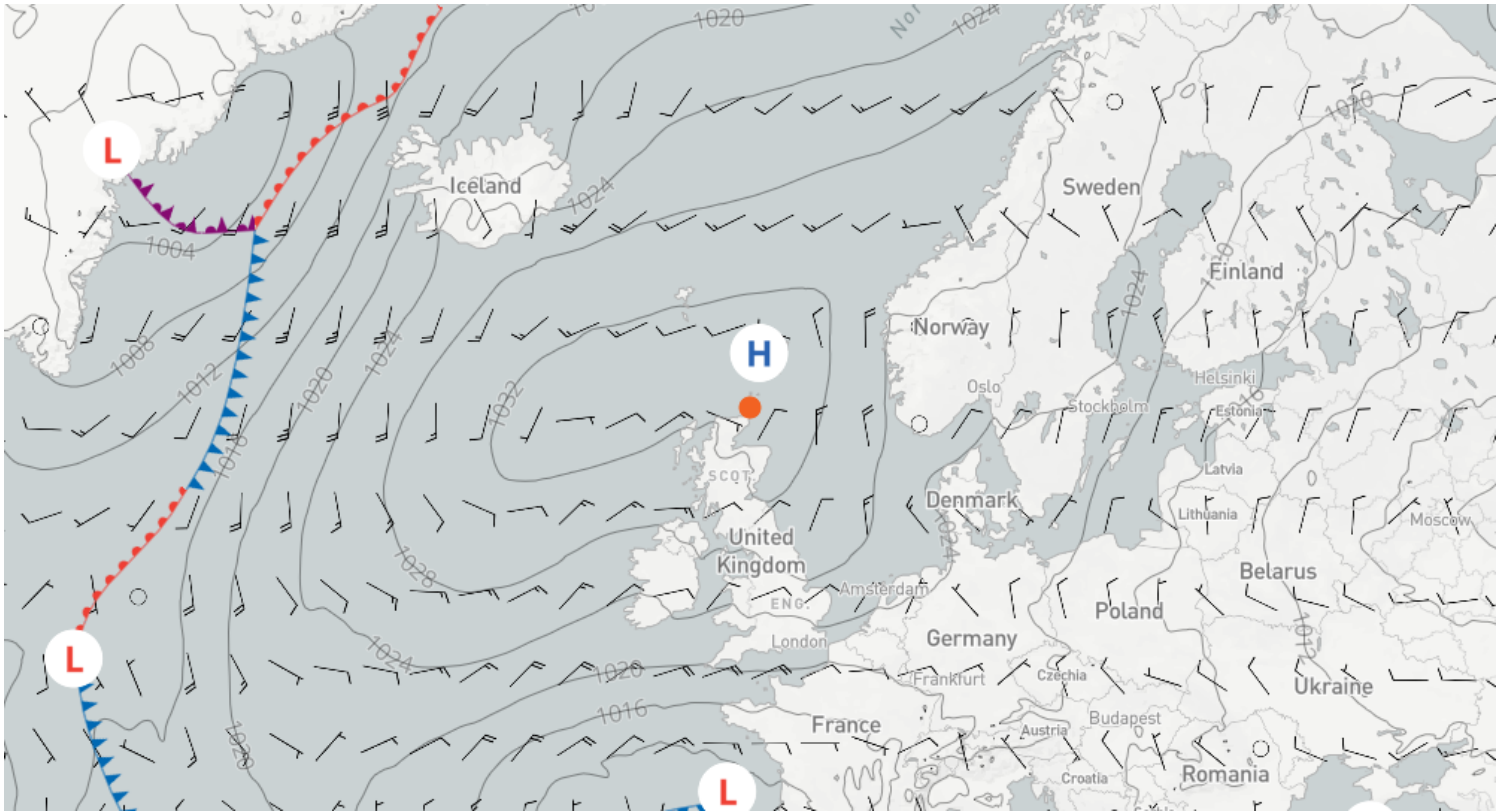
100m Wind Graph - 7 Day Scapa Flow



Issued on 10 July 2026, 12:00 UTC | Forecast for 11 July 2026, 12:00 UTC (+24) | 10m Wind Speed + Surface Pressure and Fronts



Issued on 10 July 2026, 12:00 UTC | Forecast for 12 July 2026, 12:00 UTC (+48) | 10m Wind Speed + Surface Pressure and Fronts



page intentionally left blank