

### Meteorological Situation

Low pressure is over the Atlantic (997hPa), over the central Norwegian Sea (994hPa) and over Russia (991hPa). At the same time a large high is over the Azores (1025hPa) and the western continent (1023hPa) it has a ridge into Ireland and the UK. Fronts belonging to the low over the Atlantic are lingering over Scotland and are expected to decline and move away on Tuesday Morning. Scapa Flow will have unsettled weather with rain all day. Overnight light rain and towards the morning it is expected to become dry. Winds are light to moderate. On Tuesday the ridge is also expected over Scotland with fair weather. Unfortunately not for long as on Wednesday low pressure moves into Iceland and is expected to expand to the southeast. This will result in fresh winds over Scapa Flow with rain and showers. On Thursday high pressure from the south is expected to expand over Scotland and winds will ease. Even under high pressure there is risk of some rain on Thursday and Friday. From Saturday onwards fair weather is expected for several days. But there is risk of mist then. Local conditions next 72 hrs: Wind: variable direction, light, increasing to moderate. Sea temperature: 12-13C.

#### Warnings (next 24 Hours)

Gale ● Nil  
 Wind Shear ● Nil  
 Lightning Risk ● Low  
 Confidence ● Low

#### Criteria Levels

Winds 10m Spd  
 35 kts

UTC	Winds										Weather									
	10m				50m			100m			Type (text)	Air					Cloud		MSLP (hPa)	
	Dir (text)	Spd (kts)	Risk (kts)	Gust (kts)	Dir (deg)	Spd (kts)	Gust (kts)	Dir (deg)	Spd (kts)	Gust (kts)		T10 (°C)	T50 (°C)	T100 (°C)	Td10 (°C)	Vis10 (text)	RH (%)	Base (ft)		Frac (%)
<b>Monday 06 July 2026</b>																				
12	SSE	5	9	8	150	6	9	150	7	10	ra	13	13	12	12	md/gd	91	500	80	1008
15	W	10	12	17	270	14	20	270	15	22	ra	13	13	13	12	md/gd	92	1000	80	1007
18	W	10	12	16	270	15	20	260	17	22	ra	13	13	13	12	mod	92	1000	80	1006
21	WNW	9	12	12	290	13	17	280	15	19	ra	13	12	12	12	mod	96	500	80	1005
<b>Tuesday 07 July 2026</b>																				
00	NW	7	10	10	320	10	14	300	12	16	ra	12	12	12	12	md/gd	95	500	80	1006
03	NE	5	7	8	40	7	9	30	8	10	ra	11	11	11	10	good	93	1000	79	1007
06	NNE	5	7	7	30	6	9	30	7	10	nsw	12	11	11	9	good	85	2000	76	1009
09	NNE	3	4	5	30	3	6	20	4	6	nsw	12	12	11	8	good	76	3500	79	1011
12	SSE	3	4	6	170	3	6	190	3	6	nsw	13	13	12	9	good	75	2000	78	1012
15	S	5	5	7	180	5	7	180	4	7	nsw	13	13	12	10	good	81	2000	78	1013
18	S	6	7	8	200	6	8	210	6	8	ra	13	13	13	12	good	90	1000	79	1014
21	SSW	6	8	8	220	9	12	230	11	13	ra	13	13	13	13	md/gd	96	1000	79	1014
<b>Wednesday 08 July 2026</b>																				
00	WSW	10	12	14	260	16	20	260	18	22	ra	14	13	13	13	md/gd	95	500	80	1015
03	WSW	11	14	16	270	17	22	270	20	25	nsw	13	13	13	13	md/gd	96	500	79	1015
06	W	12	14	17	270	17	22	270	19	24	nsw	14	14	14	13	md/gd	95	500	79	1015
09	WSW	12	13	17	260	16	21	270	18	23	nsw	14	14	14	13	good	91	500	79	1016
12	WSW	13	15	19	260	17	22	260	18	24	dz	15	15	15	13	good	87	500	74	1016
15	W	12	14	18	270	16	22	270	18	23	dz	16	15	15	13	good	83	1000	49	1016
18	W	11	14	16	280	15	20	280	17	22	nsw	15	15	15	12	good	83	nlc	25	1017
21	WSW	6	11	8	270	11	13	270	12	15	nsw	14	14	15	12	good	89	3500	55	1017



# Single Location Forecast - 7 Day

Scapa Flow (58°53'N 003°02'W)  
Scapa Flow  
Orkney Harbour DTNO\_REF\_19049545

offshore@dtn.com  
+31 (0)30 8082022 (Utrecht office)  
+44 (0)1224 042444 (Aberdeen office)  
www.meteogroupoffshore.com

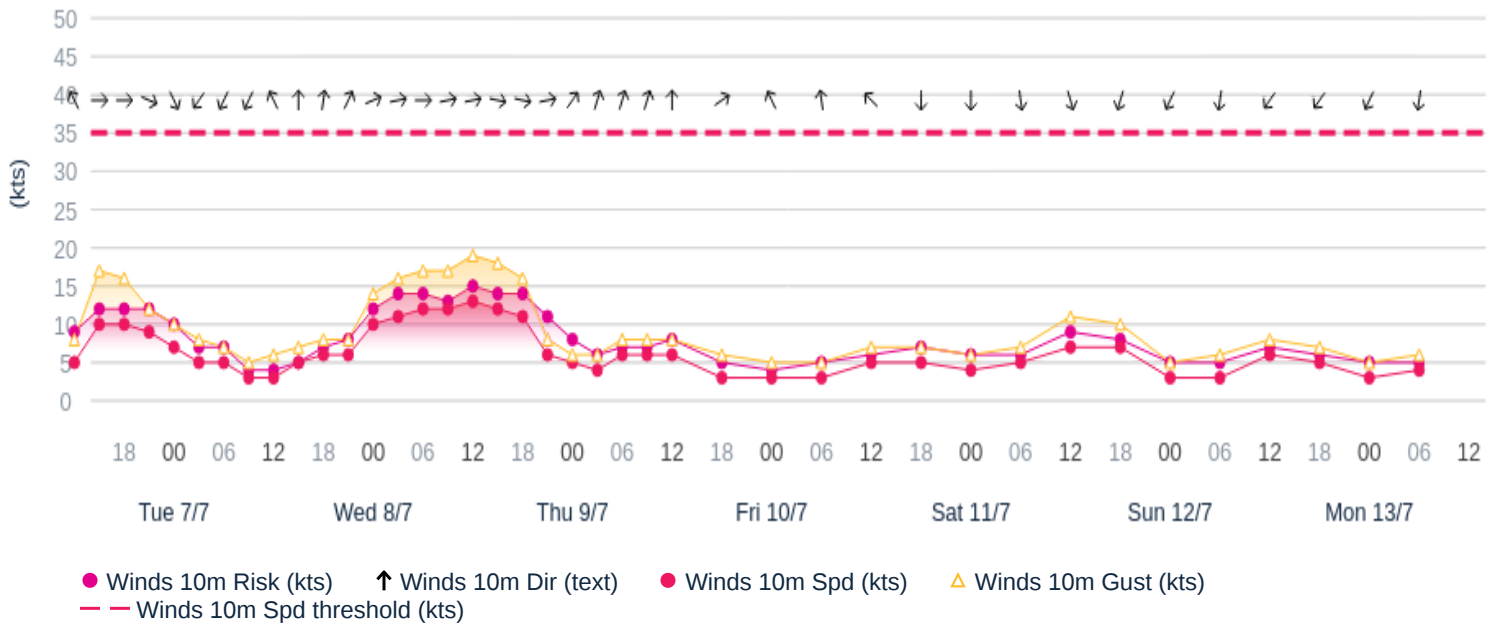
Issued on 06 July 2026, 14:01 UTC

UTC	Winds										Weather									
	10m				50m			100m			Type (text)	Air					Cloud		MSLP (hPa)	
	Dir (text)	Spd (kts)	Risk (kts)	Gust (kts)	Dir (deg)	Spd (kts)	Gust (kts)	Dir (deg)	Spd (kts)	Gust (kts)		T10 (°C)	T50 (°C)	T100 (°C)	Td10 (°C)	Vis10 (text)	RH (%)	Base (ft)		Frac (%)
<b>Thursday 09 July 2026</b>																				
00	SW	5	8	6	230	8	10	230	9	11	nsw	14	14	14	12	good	91	1000	54	1017
03	SSW	4	6	6	200	7	9	210	8	10	nsw	13	14	14	12	good	94	1000	51	1016
06	SSW	6	7	8	210	8	10	210	10	12	nsw	14	14	14	12	good	89	500	58	1016
09	SSW	6	7	8	200	9	11	200	10	12	nsw	15	16	17	13	good	86	2000	67	1016
12	S	6	8	8	180	8	10	190	9	11	nsw	16	17	18	13	good	84	1000	75	1016
18	SW	3	5	6	240	5	8	230	6	9	dz	16	16	16	14	good	88	1000	71	1017
<b>Friday 10 July 2026</b>																				
00	SSE	3	4	5	170	6	8	190	7	9	nsw	14	15	15	13	md/gd	94	n/c	61	1017
06	SSE	3	5	5	200	6	8	230	8	10	nsw	15	15	16	14	good	94	3500	69	1017
12	SE	5	6	7	60	6	8	0	6	8	nsw	16	16	16	14	good	89	1000	68	1018
18	N	5	7	7	0	8	10	10	9	11	ra	15	14	14	13	good	91	500	77	1019
<b>Saturday 11 July 2026</b>																				
00	N	4	6	6	340	8	10	330	10	12	dz	13	13	13	12	md/gd	96	500	51	1021
06	N	5	6	7	320	9	11	280	11	13	nsw	13	13	13	13	good	95	1000	49	1023
12	NNW	7	9	11	300	11	16	270	13	18	dz	15	14	14	12	good	86	500	33	1025
18	NNE	7	8	10	340	11	14	300	12	16	nsw	14	14	14	12	good	85	n/c	23	1027
<b>Sunday 12 July 2026</b>																				
00	NNE	3	5	5	340	8	10	290	11	13	nsw	13	13	13	12	good	92	n/c	12	1029
06	N	3	5	6	320	8	11	270	10	13	nsw	13	13	12	12	good	92	n/c	48	1030
12	NE	6	7	8	340	9	11	290	10	12	nsw	15	14	14	11	good	80	n/c	31	1031
18	NE	5	6	7	10	9	10	340	10	12	nsw	14	14	14	11	good	81	n/c	14	1031
<b>Monday 13 July 2026</b>																				
00	NNE	3	5	5	0	8	10	330	10	12	nsw	13	13	13	11	good	90	n/c	23	1031
06	N	4	5	6	340	8	10	310	10	12	nsw	13	13	13	11	good	89	n/c	33	1031

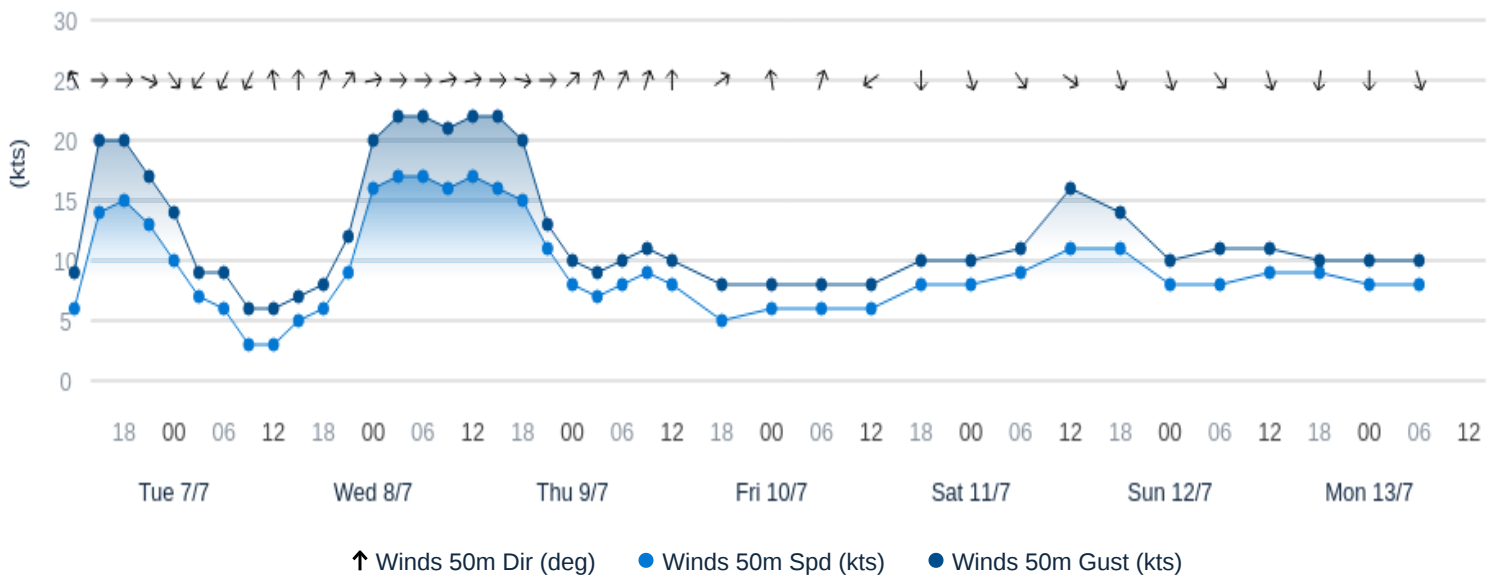
WX=Weather, FG=Fog, DZ=Drizzle, RA=Rain, SN=Snow, SHRA=Rainshower, SHSN=Snowshower, GR=Hail, TS=Thunderstorm, NSW=No sig weather

Copyright 2026© DTN

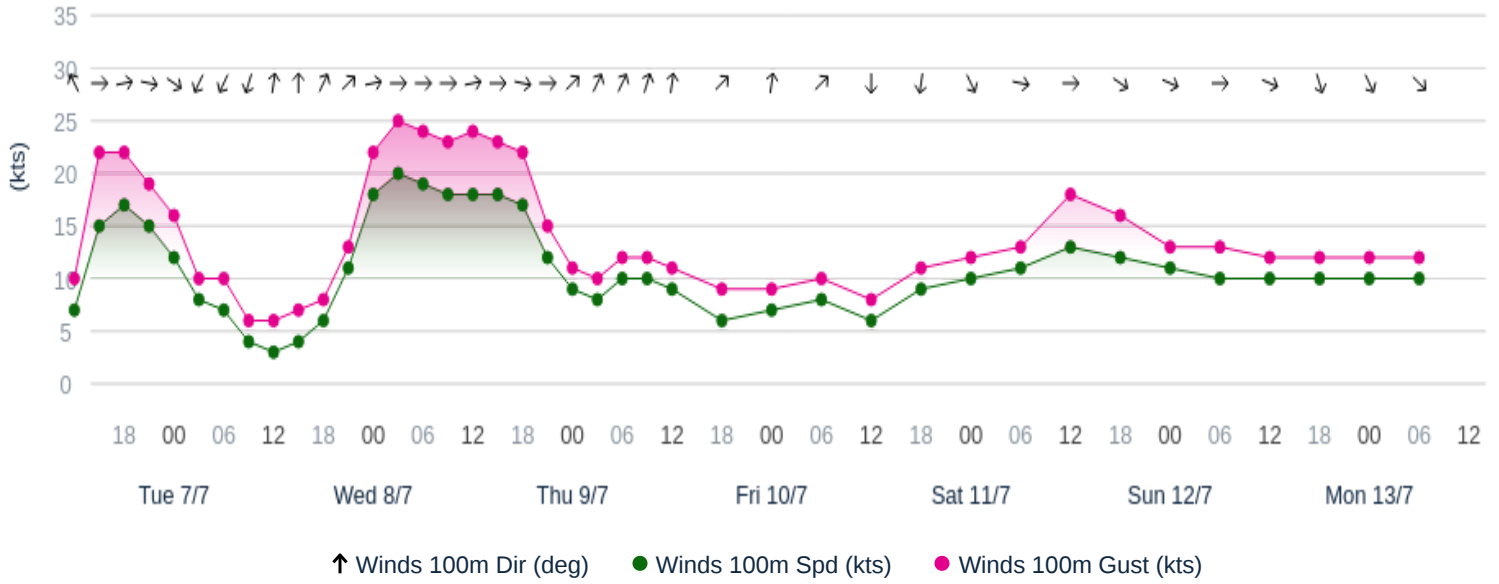
### 10m Wind Graph - 7 Day Scapa Flow



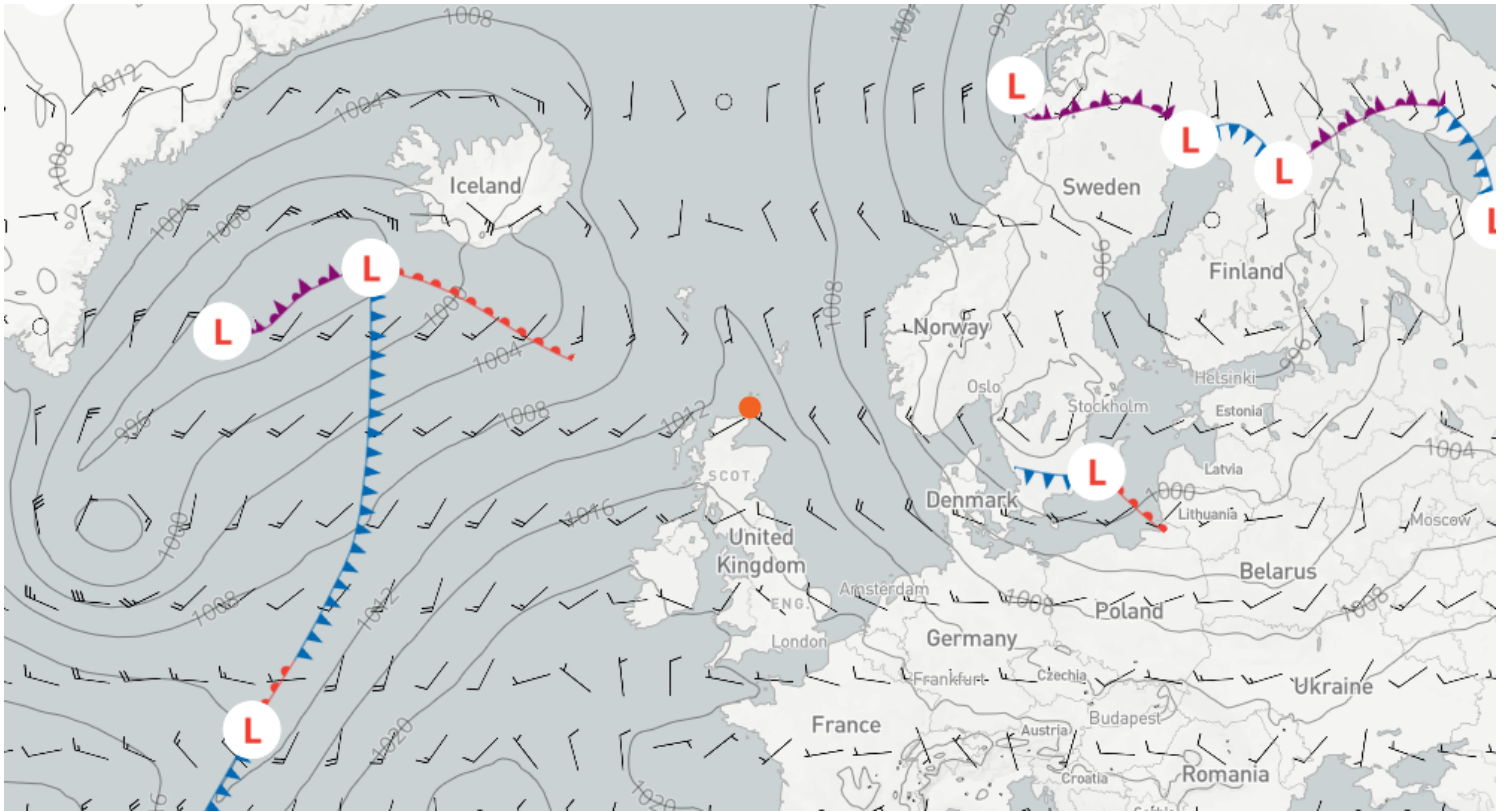
### 50m Wind Graph - 7 Day Scapa Flow



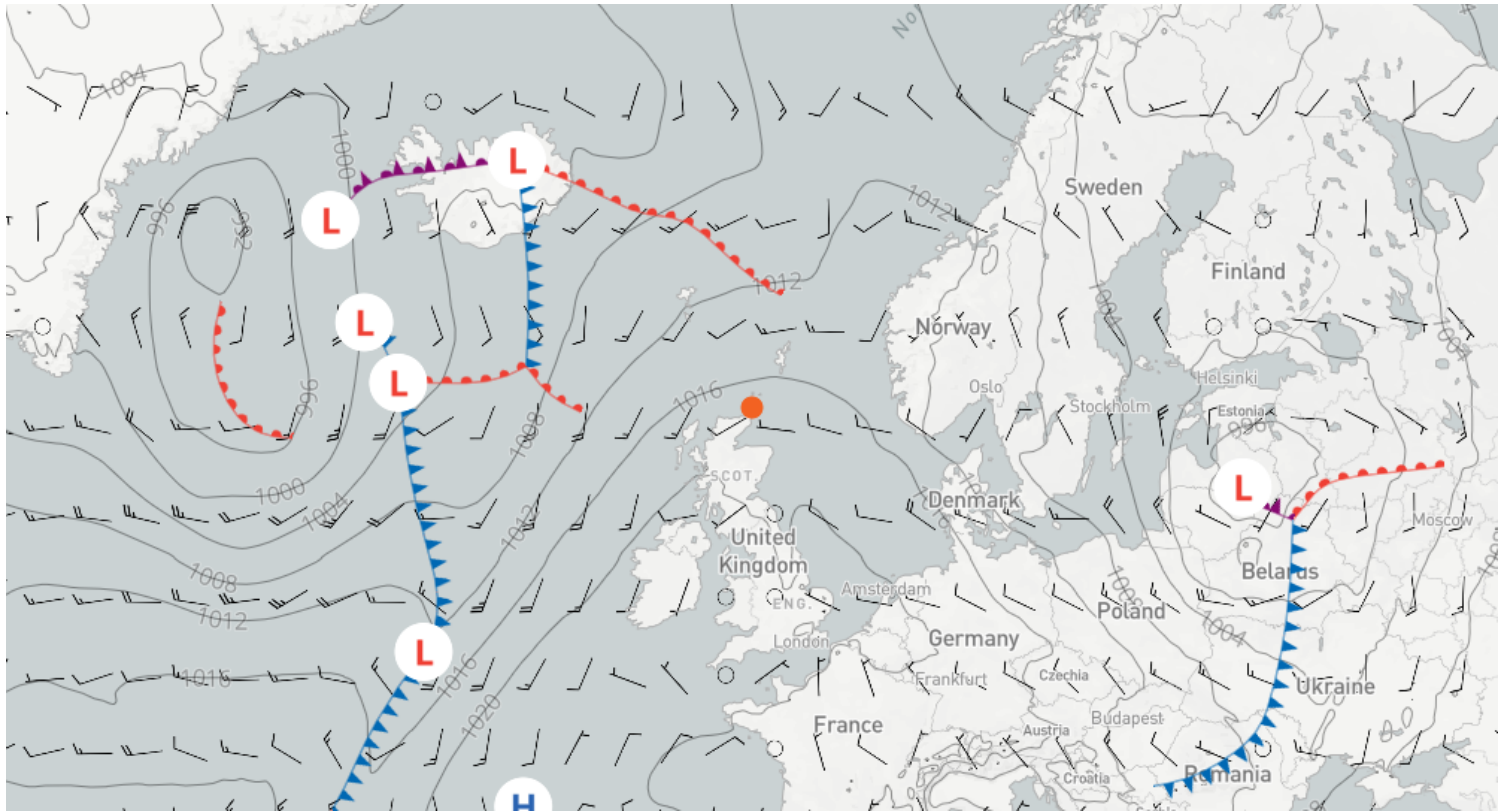
### 100m Wind Graph - 7 Day Scapa Flow



Issued on 06 July 2026, 12:00 UTC | Forecast for 07 July 2026, 12:00 UTC (+24) | 10m Wind Speed + Surface Pressure and Fronts



Issued on 06 July 2026, 12:00 UTC | Forecast for 08 July 2026, 12:00 UTC (+48) | 10m Wind Speed + Surface Pressure and Fronts



page intentionally left blank