



Single Location Forecast - 7 Day

Scapa Flow (58°53'N 003°02'W)
Scapa Flow
Orkney Harbour DTNO_REF_19049545

offshore@dtn.com
+31 (0)30 8082022 (Utrecht office)
+44 (0)1224 042444 (Aberdeen office)
www.meteogroupoffshore.com

Issued on 05 July 2026, 14:01 UTC

Meteorological Situation

High pressure, centred over the Celtic Sea, will expand across the British Isles and the North Sea. As a result, low pressure will be displaced toward northern Europe. Meanwhile, a frontal zone associated with the Icelandic low will move across the northern North Sea during the coming night. Local conditions next 72 hrs: Wind: SW-ly, veering to W, light, increasing to moderate on 6 July 18 UTC. Sea temperature: 12-13C.

Warnings (next 24 Hours)

Gale Nil
Wind Shear Nil
Lightning Risk Low
Confidence Low

Criteria Levels

Winds 10m Spd
35 kts

UTC	Winds										Weather									
	10m				50m			100m			Type (text)	Air						Cloud		MSLP (hPa)
	Dir (text)	Spd (kts)	Risk (kts)	Gust (kts)	Dir (deg)	Spd (kts)	Gust (kts)	Dir (deg)	Spd (kts)	Gust (kts)		T10 (°C)	T50 (°C)	T100 (°C)	Td10 (°C)	Vis10 (text)	RH (%)	Base (ft)	Frac (%)	
Sunday 05 July 2026																				
12	SW	8	9	12	250	7	12	250	7	12	dz	13	13	12	8	good	71	3500	68	1018
15	SSW	6	8	9	200	6	9	200	7	10	ra	13	13	12	9	good	76	2000	79	1017
18	SSE	5	7	7	160	6	9	150	7	10	ra	12	12	12	10	md/gd	84	3500	79	1014
21	ESE	4	5	6	120	6	8	120	7	9	ra	12	12	11	11	good	92	3500	79	1013
Monday 06 July 2026																				
00	E	4	6	6	100	6	8	100	6	8	ra	12	12	12	11	md/gd	93	1000	79	1011
03	E	5	7	7	90	6	8	100	6	9	ra	12	12	11	12	md/gd	96	500	79	1009
06	E	6	8	9	90	7	11	90	8	11	ra	12	12	12	12	md/gd	96	500	79	1009
09	SE	5	8	9	170	7	11	200	8	11	ra	13	13	12	12	md/gd	93	500	79	1008
12	SW	9	11	13	240	11	16	250	13	17	ra	14	13	13	12	md/gd	92	1000	79	1008
15	W	12	15	19	270	17	23	270	19	25	ra	14	14	13	12	md/gd	91	500	79	1008
18	W	13	15	19	270	17	23	270	18	24	ra	14	14	13	12	good	90	1000	79	1007
21	W	12	13	17	270	16	21	270	17	22	ra	13	13	13	12	good	94	1000	79	1006
Tuesday 07 July 2026																				
00	W	13	16	18	280	16	22	280	17	23	ra	13	13	13	12	md/gd	95	500	80	1005
03	WNW	10	13	15	300	13	17	300	14	19	ra	13	12	12	12	mod	95	500	80	1006
06	NW	8	10	12	330	10	14	340	11	15	ra	13	12	12	11	good	92	1000	79	1007
09	NW	6	8	10	310	8	12	310	9	13	ra	13	13	12	10	good	84	1000	77	1009
12	W	6	8	9	270	7	11	270	8	11	ra	14	13	13	11	good	82	1000	77	1010
15	W	5	7	9	260	6	10	260	6	11	ra	14	13	13	11	good	83	2000	78	1011
18	SW	5	7	9	240	7	10	250	7	11	dz	14	13	13	12	good	87	1000	80	1012
21	SW	6	8	9	230	10	13	240	12	14	ra	13	13	13	12	good	94	1000	80	1013
Wednesday 08 July 2026																				
00	WSW	9	11	13	250	15	19	260	17	21	ra	13	13	13	13	md/gd	95	1000	79	1013
03	WSW	10	13	16	260	18	23	270	21	25	ra	13	13	13	13	md/gd	95	500	79	1013



Single Location Forecast - 7 Day

Scapa Flow (58°53'N 003°02'W)
Scapa Flow
Orkney Harbour DTNO_REF_19049545

offshore@dtn.com
+31 (0)30 8082022 (Utrecht office)
+44 (0)1224 042444 (Aberdeen office)
www.meteogroupoffshore.com

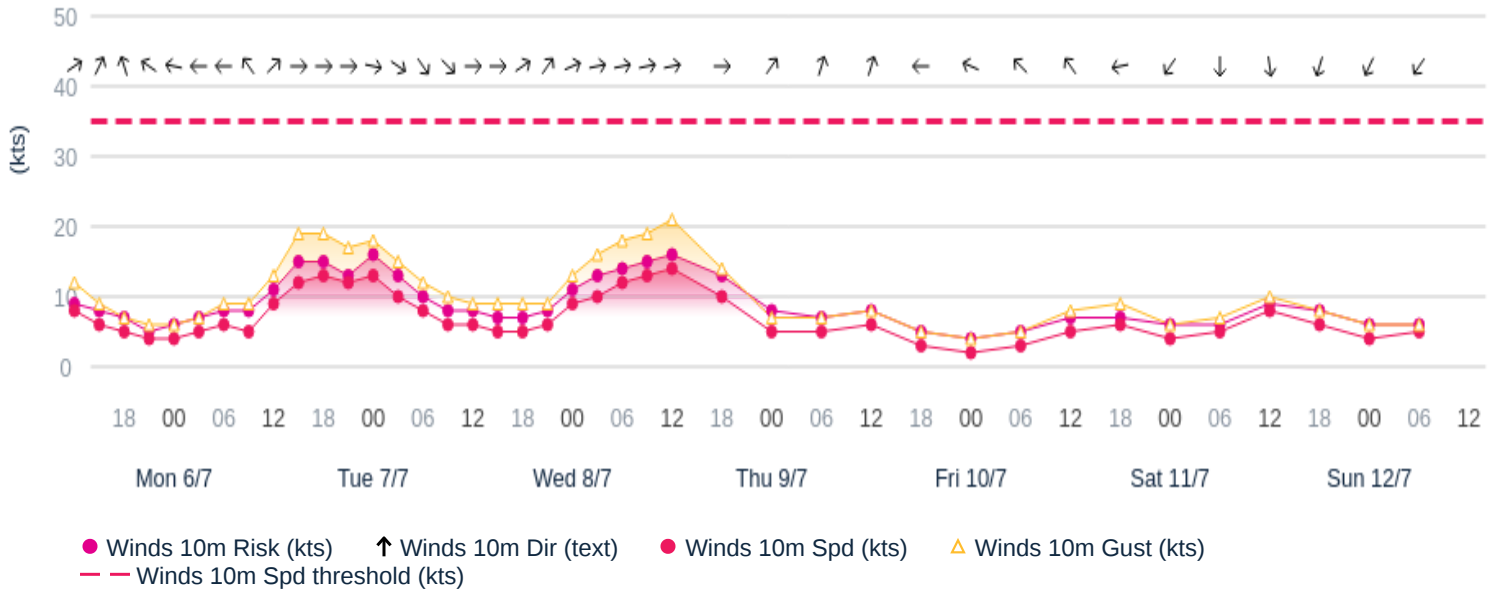
Issued on 05 July 2026, 14:01 UTC

UTC	Winds										Weather									
	10m				50m			100m			Type (text)	Air					Cloud		MSLP (hPa)	
	Dir (text)	Spd (kts)	Risk (kts)	Gust (kts)	Dir (deg)	Spd (kts)	Gust (kts)	Dir (deg)	Spd (kts)	Gust (kts)		T10 (°C)	T50 (°C)	T100 (°C)	Td10 (°C)	Vis10 (text)	RH (%)	Base (ft)		Frac (%)
06	WSW	12	14	18	270	18	24	270	20	26	nsw	14	13	13	13	good	94	500	79	1014
09	WSW	13	15	19	270	17	23	270	19	25	nsw	14	14	14	13	good	90	500	75	1014
12	WSW	14	16	21	270	17	24	270	18	25	dz	15	15	15	13	good	86	1000	62	1015
18	W	10	13	14	270	14	18	270	15	20	nsw	15	15	16	13	good	85	3500	48	1015
Thursday 09 July 2026																				
00	SW	5	8	7	230	9	11	250	11	13	nsw	14	14	15	13	good	93	nlc	30	1015
06	SSW	5	7	7	210	8	10	220	9	11	nsw	14	15	16	13	good	91	2000	68	1014
12	SSW	6	8	8	200	7	9	200	8	10	dz	16	17	18	14	good	84	1000	61	1015
18	E	3	5	5	170	6	8	250	7	9	dz	16	16	16	14	good	86	3500	74	1015
Friday 10 July 2026																				
00	ESE	2	4	4	200	5	7	290	6	8	nsw	14	14	14	13	good	92	2000	69	1016
06	SE	3	5	5	200	5	7	260	6	8	nsw	14	14	14	13	good	93	nlc	66	1016
12	SE	5	7	8	140	7	9	140	8	10	dz	16	16	16	13	good	83	3500	64	1018
18	E	6	7	9	120	7	10	150	7	11	dz	15	15	15	12	good	84	2000	74	1019
Saturday 11 July 2026																				
00	NE	4	6	6	110	6	8	180	8	10	ra	14	14	13	13	md/gd	94	2000	78	1020
06	N	5	6	7	0	7	9	0	8	10	ra	14	13	13	13	good	94	3500	80	1021
12	N	8	9	10	350	9	12	350	10	13	dz	15	14	14	12	good	84	1000	77	1023
18	NNE	6	8	8	20	9	11	20	10	12	dz	14	14	14	12	good	86	1000	78	1024
Sunday 12 July 2026																				
00	NNE	4	6	6	40	7	9	50	9	10	nsw	13	13	13	12	good	94	1000	78	1026
06	NE	5	6	6	60	8	10	80	10	12	nsw	13	13	13	12	good	94	500	79	1026

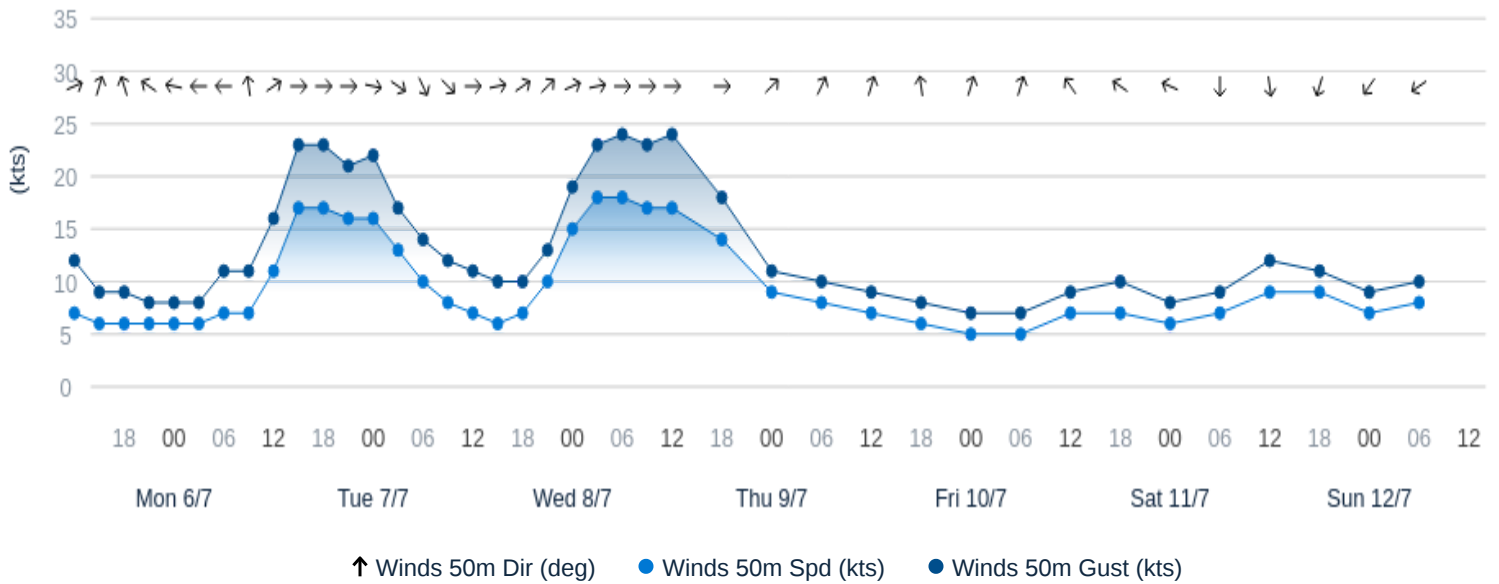
WX=Weather, FG=Fog, DZ=Drizzle, RA=Rain, SN=Snow, SHRA=Rainshower, SHSN=Snowshower, GR=Hail, TS=Thunderstorm, NSW=No sig weather

Copyright 2026© DTN

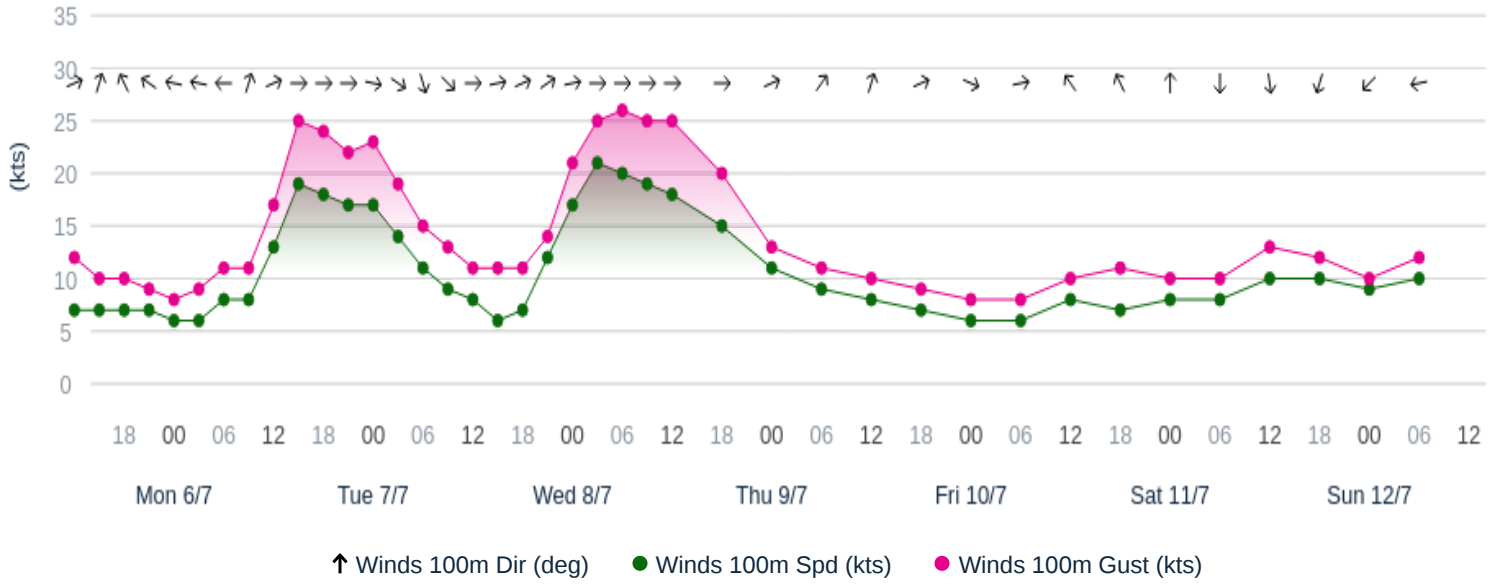
10m Wind Graph - 7 Day Scapa Flow



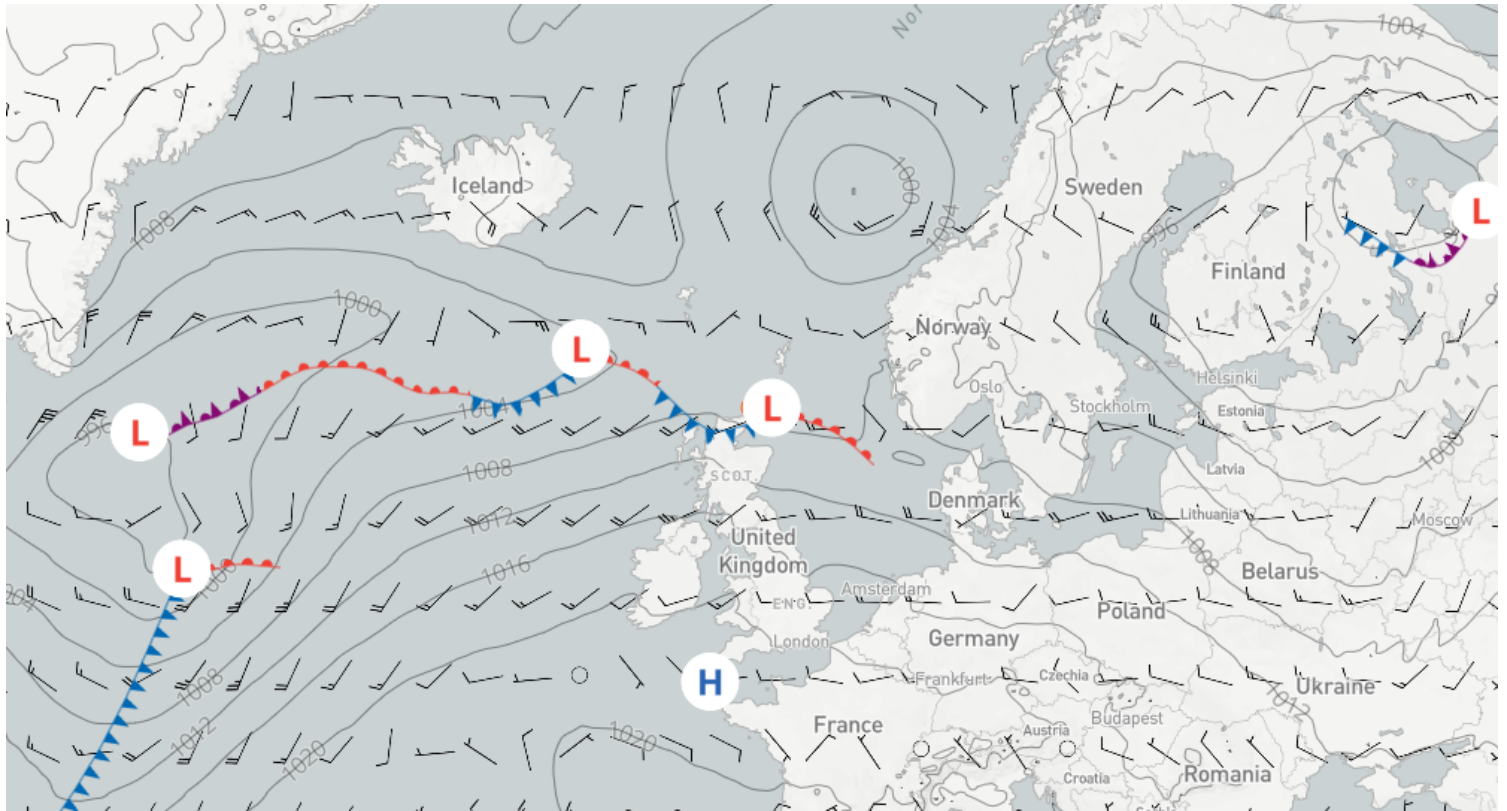
50m Wind Graph - 7 Day Scapa Flow



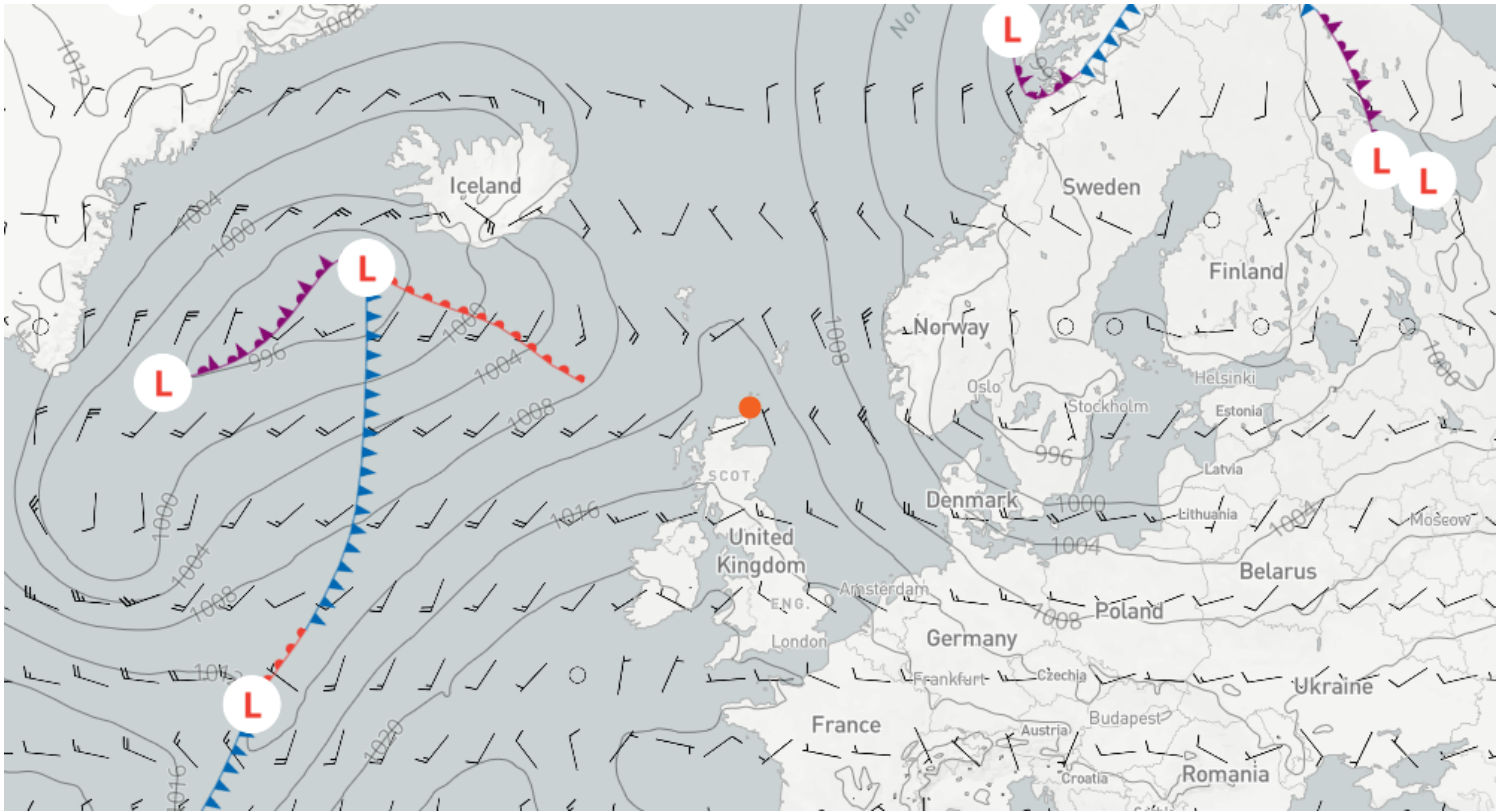
100m Wind Graph - 7 Day Scapa Flow



Issued on 05 July 2026, 12:00 UTC | Forecast for 06 July 2026, 12:00 UTC (+24) | 10m Wind Speed + Surface Pressure and Fronts



Issued on 05 July 2026, 12:00 UTC | Forecast for 07 July 2026, 12:00 UTC (+48) | 10m Wind Speed + Surface Pressure and Fronts



page intentionally left blank