



Single Location Forecast - 7 Day

Scapa Flow (58°53'N 003°02'W)
Scapa Flow
Orkney Harbour DTNO_REF_19049545

offshore@dtm.com
+31 (0)30 8082022 (Utrecht office)
+44 (0)1224 042444 (Aberdeen office)
www.meteogroupoffshore.com

Issued on 29 June 2026, 14:01 UTC

Meteorological Situation

A low-pressure area west of Ireland is bringing a strong SW flow across the Orkneys today. The influence of this Low is forecast to last throughout tomorrow as it moves over Ireland, with a new low-pressure cell expected to follow in late Wednesday / early Thursday. Local conditions next 72 hrs: Wind: WSW-ly, veering to N, moderate, increasing to strong breeze on 2 July 06 UTC, whilst backing again. Sea temperature: 13-14C.

Warnings (next 24 Hours)

Gale ● Nil
Wind Shear ● Nil
Lightning Risk ● Low
Confidence ● Low

Criteria Levels

Winds 10m Spd
35 kts

UTC	Winds										Weather									
	10m				50m			100m			Type (text)	Air						Cloud		MSLP (hPa)
	Dir (text)	Spd (kts)	Risk (kts)	Gust (kts)	Dir (deg)	Spd (kts)	Gust (kts)	Dir (deg)	Spd (kts)	Gust (kts)		T10 (°C)	T50 (°C)	T100 (°C)	Td10 (°C)	Vis10 (text)	RH (%)	Base (ft)	Frac (%)	
Monday 29 June 2026																				
12	WSW	14	18	21	250	19	25	250	20	27	nsw	15	15	14	9	good	68	nlc	32	1017
15	W	14	16	21	260	18	24	260	19	26	nsw	15	15	14	9	good	68	nlc	33	1018
18	W	10	11	15	270	13	18	270	15	19	nsw	15	14	14	10	good	74	nlc	44	1019
21	SW	3	5	5	230	6	8	240	7	9	nsw	13	13	13	11	good	83	3500	60	1020
Tuesday 30 June 2026																				
00	SSE	4	6	6	160	6	8	160	7	9	nsw	13	13	13	11	good	86	3500	67	1020
03	SE	3	5	5	140	7	9	140	8	10	nsw	13	13	13	11	good	88	nlc	78	1020
06	SE	3	5	5	140	5	7	140	6	8	ra	13	13	13	12	good	91	nlc	78	1019
09	SE	4	5	6	130	5	7	130	6	8	ra	14	13	13	12	good	89	3500	79	1019
12	SE	5	7	7	140	4	7	150	4	7	nsw	14	14	14	12	good	87	2000	76	1019
15	S	5	6	7	210	6	8	250	6	9	ra	14	14	14	12	good	87	3500	70	1019
18	N	4	5	6	330	6	8	310	7	9	nsw	14	14	13	12	good	87	1000	68	1020
21	N	3	4	5	350	5	7	340	6	8	nsw	13	13	13	12	good	92	2000	57	1021
Wednesday 01 July 2026																				
00	NW	3	5	5	320	6	7	320	6	8	nsw	13	13	12	12	md/gd	95	3500	58	1021
03	NW	4	6	6	330	6	8	320	7	9	nsw	12	12	12	12	md/gd	96	3500	59	1021
06	NW	4	6	7	320	6	9	320	7	10	nsw	13	13	12	12	md/gd	94	1000	64	1021
09	W	3	5	6	290	4	7	300	4	7	dz	14	13	13	12	good	87	1000	61	1022
12	SSE	6	6	8	190	5	8	210	5	8	dz	14	14	13	12	good	84	2000	68	1021
15	SSE	8	9	11	150	9	12	150	10	13	dz	14	13	13	12	good	86	3500	75	1019
18	SSE	11	13	16	150	15	20	150	17	22	ra	14	13	13	12	md/gd	89	nlc	78	1016
21	SSE	14	16	20	150	21	27	160	24	30	ra	13	13	13	12	mod	92	nlc	79	1011
Thursday 02 July 2026																				
00	SSE	14	17	19	170	22	27	180	26	31	ra	13	13	13	12	good	90	2000	78	1006
03	SW	15	34	22	230	25	32	240	30	36	ra	13	13	12	12	good	92	1000	78	1004



Single Location Forecast - 7 Day

Scapa Flow (58°53'N 003°02'W)

Scapa Flow
Orkney Harbour DTNO_REF_19049545

offshore@dtn.com
+31 (0)30 8082022 (Utrecht office)
+44 (0)1224 042444 (Aberdeen office)
www.meteogroupoffshore.com

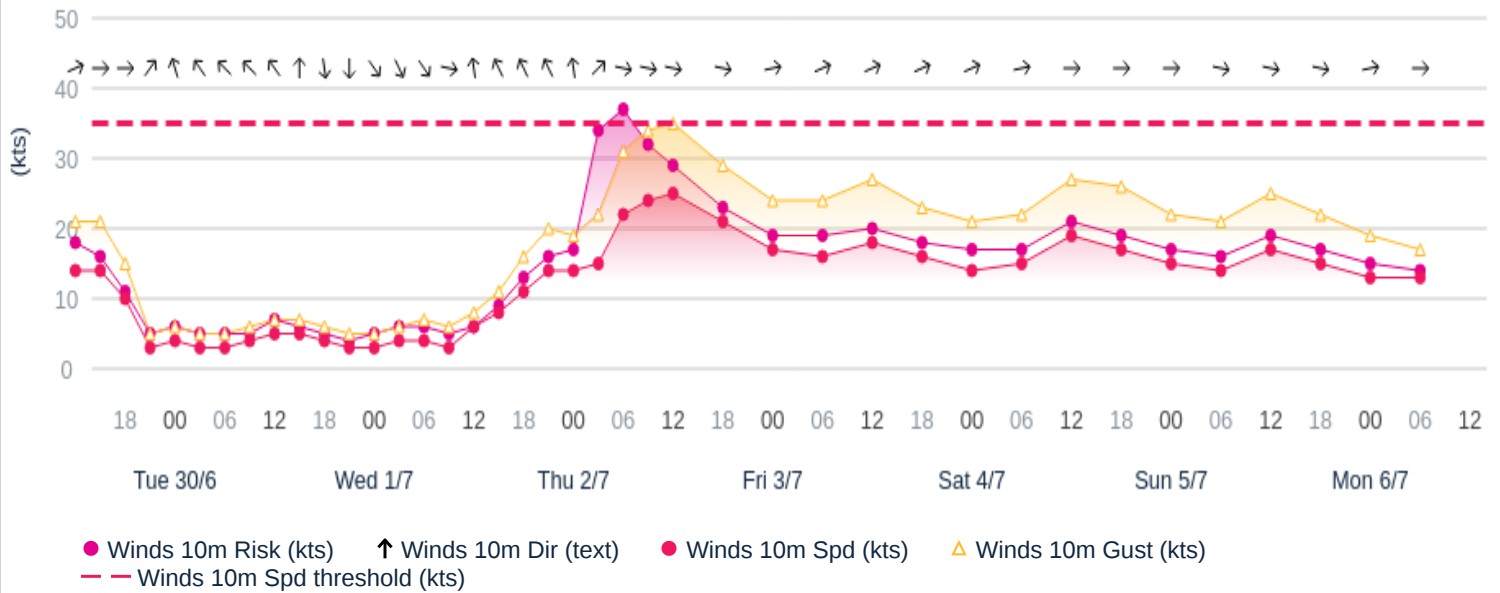
Issued on 29 June 2026, 14:01 UTC

UTC	Winds										Weather									
	10m				50m			100m			Type (text)	Air					Cloud		MSLP (hPa)	
	Dir (text)	Spd (kts)	Risk (kts)	Gust (kts)	Dir (deg)	Spd (kts)	Gust (kts)	Dir (deg)	Spd (kts)	Gust (kts)		T10 (°C)	T50 (°C)	T100 (°C)	Td10 (°C)	Vis10 (text)	RH (%)	Base (ft)		Frac (%)
06	W	22	37	31	280	32	41	280	36	45	ra	13	12	12	10	good	84	2000	63	1007
09	W	24	32	34	280	32	42	280	35	45	ra	13	13	12	10	good	79	2000	58	1011
12	W	25	29	35	280	30	40	280	32	42	nsw	14	13	13	9	good	76	2000	34	1014
18	W	21	23	29	280	25	33	270	26	35	dz	13	12	12	8	good	74	nlc	27	1019
Friday 03 July 2026																				
00	WSW	17	19	24	260	23	29	250	25	31	dz	12	12	11	9	good	80	3500	63	1020
06	WSW	16	19	24	250	22	29	240	24	31	dz	12	12	12	9	good	79	3500	54	1019
12	WSW	18	20	27	250	23	32	250	26	34	dz	15	14	14	10	good	74	3500	61	1018
18	WSW	16	18	23	260	22	29	260	24	32	ra	14	14	14	11	good	80	3500	64	1017
Saturday 04 July 2026																				
00	WSW	14	17	21	250	17	24	250	18	25	ra	13	13	13	11	good	89	nlc	70	1017
06	WSW	15	17	22	260	17	24	260	18	24	ra	13	13	13	11	good	89	3500	72	1016
12	W	19	21	27	270	21	29	260	22	30	ra	14	14	13	11	good	84	1000	70	1016
18	W	17	19	26	270	20	28	270	20	29	ra	14	14	13	11	good	86	2000	76	1016
Sunday 05 July 2026																				
00	W	15	17	22	270	21	28	260	23	30	ra	13	12	12	12	good	94	1000	79	1014
06	W	14	16	21	270	18	24	260	19	26	ra	13	12	12	11	good	91	500	64	1014
12	W	17	19	25	270	23	31	270	25	33	ra	14	14	13	11	good	80	500	59	1016
18	W	15	17	22	270	23	29	270	26	32	dz	14	14	13	10	good	78	3500	63	1017
Monday 06 July 2026																				
00	WSW	13	15	19	260	20	27	260	23	29	nsw	13	13	13	11	good	86	3500	61	1017
06	W	13	14	17	260	19	23	260	21	26	shra	13	13	13	11	good	88	1000	66	1017

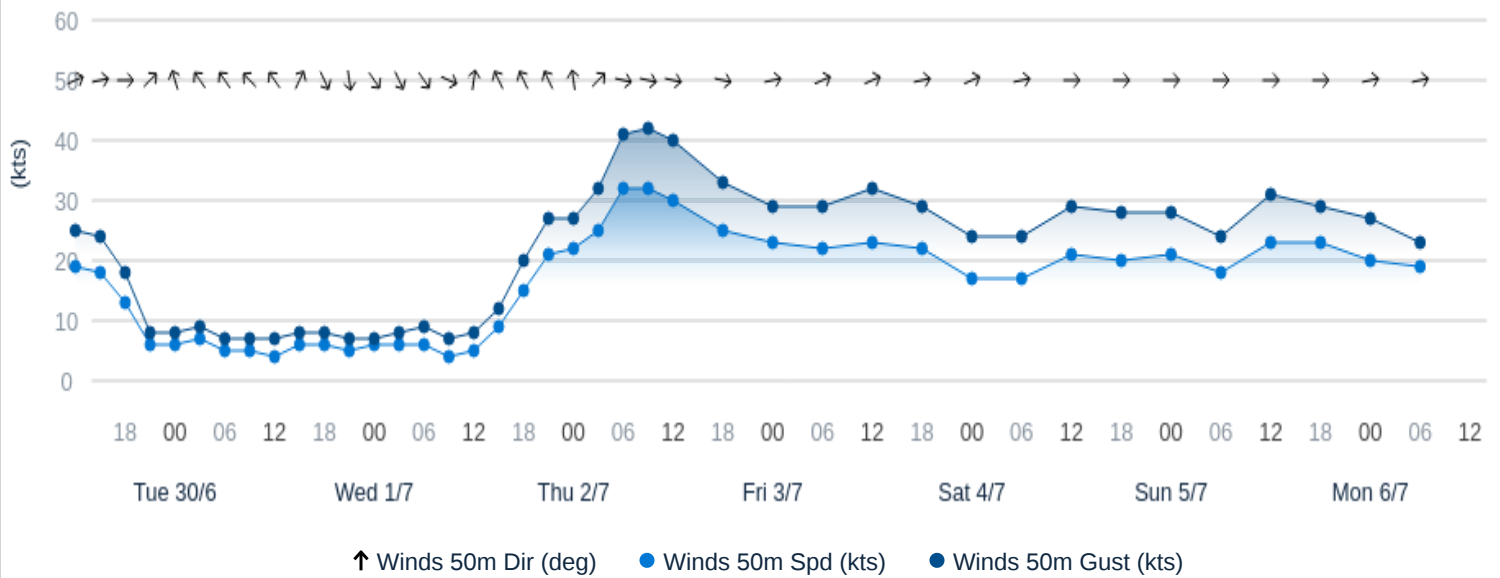
WX=Weather, FG=Fog, DZ=Drizzle, RA=Rain, SN=Snow, SHRA=Rainshower, SHSN=Snowshower, GR=Hail, TS=Thunderstorm, NSW=No sig weather

Copyright 2026© DTN

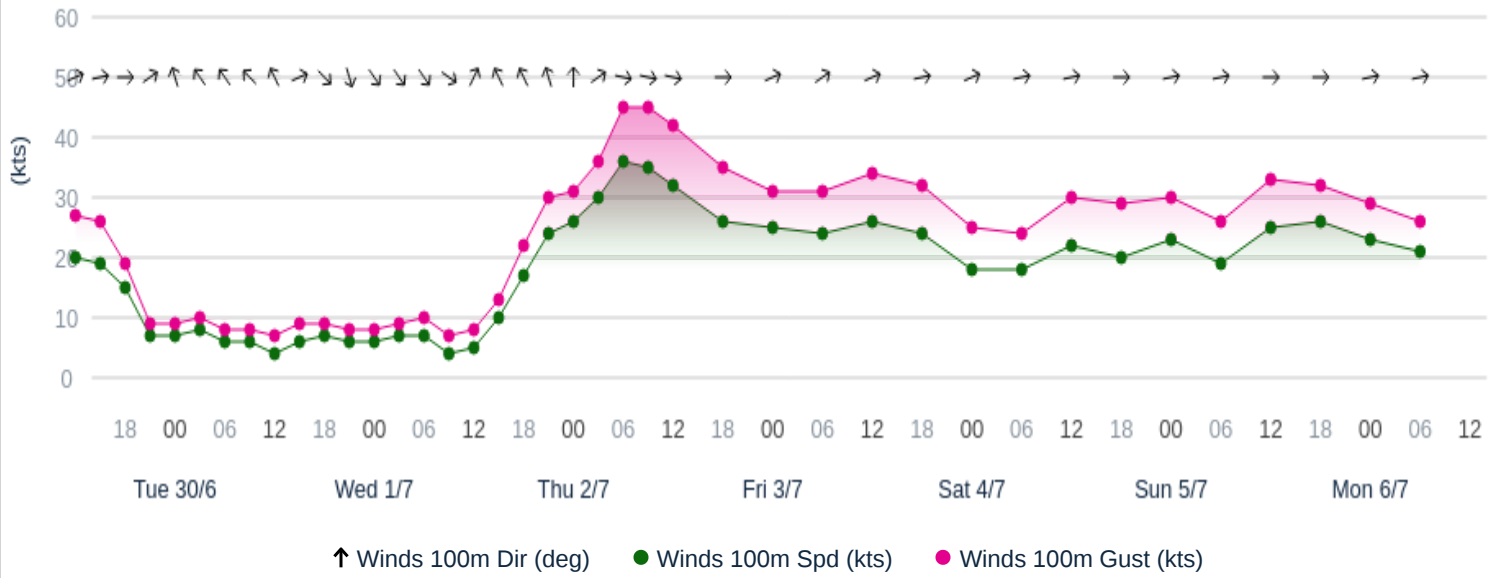
10m Wind Graph - 7 Day Scapa Flow



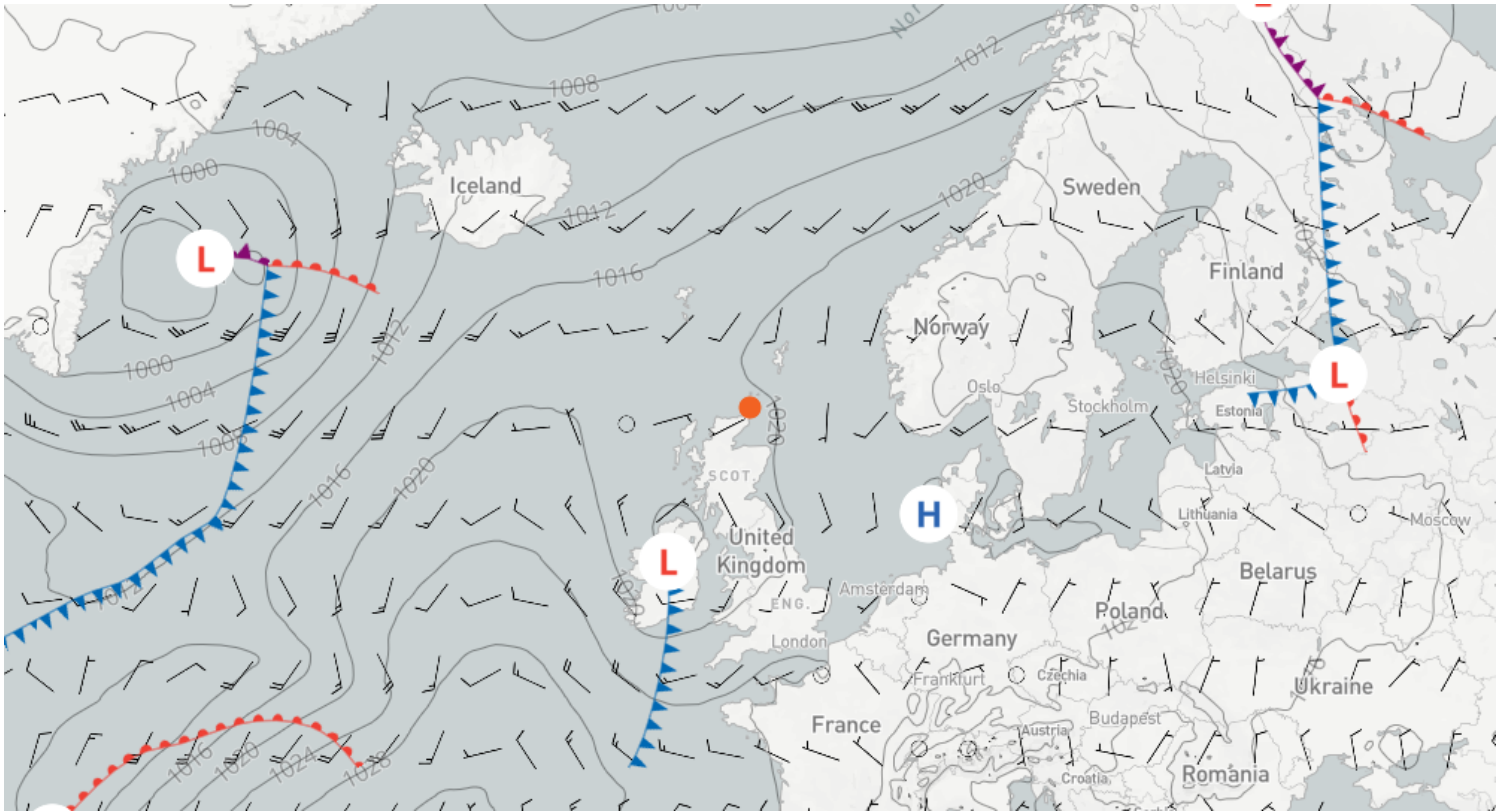
50m Wind Graph - 7 Day Scapa Flow



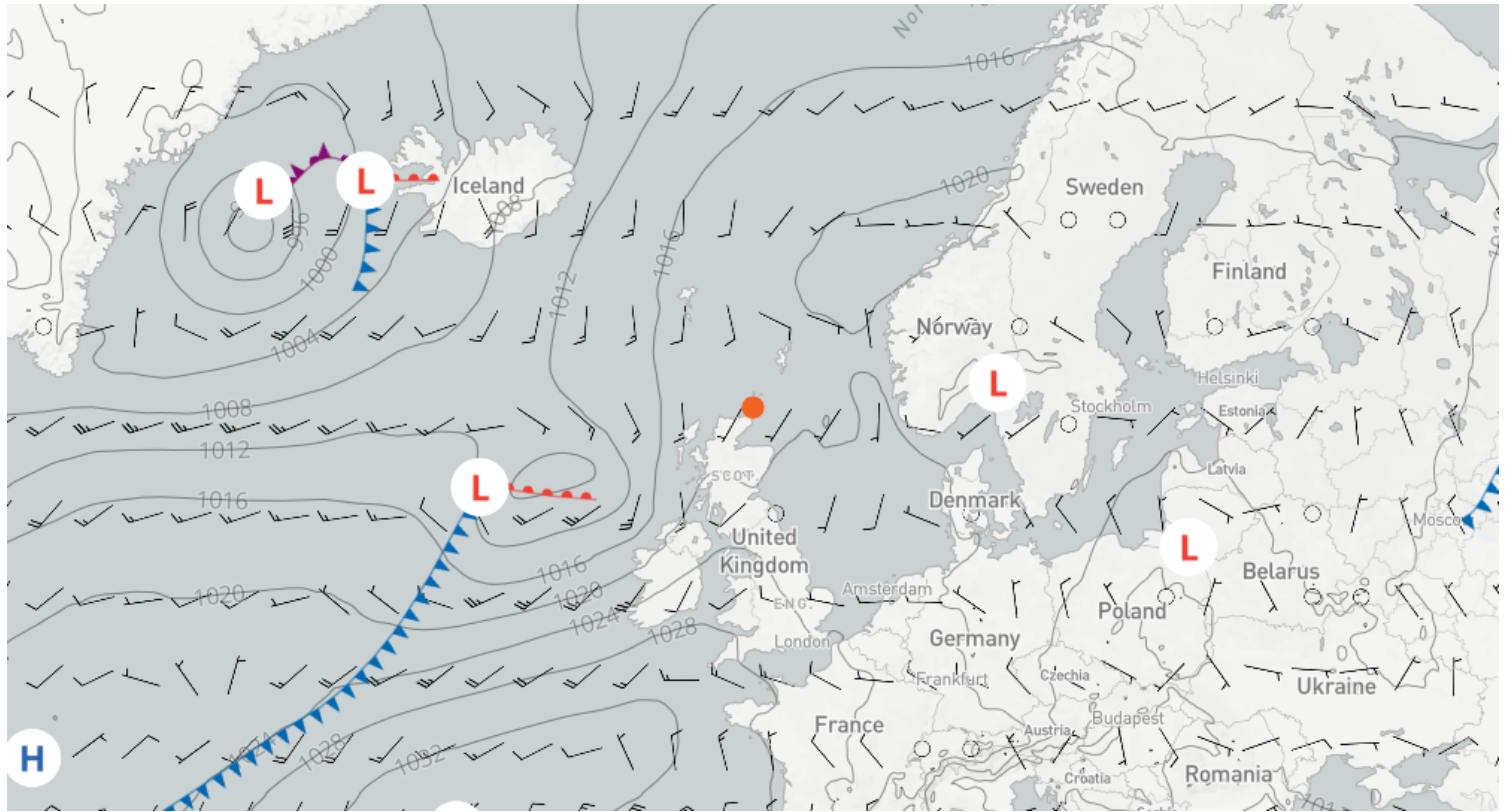
100m Wind Graph - 7 Day Scapa Flow



Issued on 29 June 2026, 12:00 UTC | Forecast for 30 June 2026, 12:00 UTC (+24) | 10m Wind Speed + Surface Pressure and Fronts



Issued on 29 June 2026, 12:00 UTC | Forecast for 01 July 2026, 12:00 UTC (+48) | 10m Wind Speed + Surface Pressure and Fronts



page intentionally left blank