

Meteorological Situation

High pressure remains the dominant feature over the North Sea area over the next few days. A peak of moderate westerlies on Tuesday is expected ahead of a building high. While Thursday a warm front move in over Orkney, bringing rain showers and a risk of thunderstorms persisting through Thursday and Friday and into early Saturday as a Low pressure system tracks north from the Bay of Biscay. This system is directly followed by an Atlantic Low, with a weakening cold front bringing further unsettled conditions through Sunday and Monday. Local conditions next 72 hrs: Wind: variable direction, moderate. Sea temperature: 13-14C.

Warnings (next 24 Hours)

- Gale
● Nil
- Wind Shear
● Nil
- Lightning Risk
● Low
- Confidence
● Low

Criteria Levels

Winds 10m Spd
35 kts

Winds											Weather									
UTC	10m				50m			100m			Type (text)	Air					Cloud		MSLP (hPa)	
	Dir (text)	Spd (kts)	Risk (kts)	Gust (kts)	Dir (deg)	Spd (kts)	Gust (kts)	Dir (deg)	Spd (kts)	Gust (kts)		T10 (°C)	T50 (°C)	T100 (°C)	Td10 (°C)	Vis10 (text)	RH (%)	Base (ft)		Frac (%)
Monday 22 June 2026																				
12	SE	11	14	15	150	10	14	150	10	14	nsw	14	14	14	11	good	83	2000	69	1027
15	SSE	8	11	11	160	10	13	160	10	13	nsw	14	14	14	12	good	84	1000	63	1026
18	ESE	7	10	10	140	8	11	150	8	11	nsw	14	14	14	12	good	86	2000	74	1024
21	SE	7	10	10	130	12	16	130	14	19	nsw	13	13	14	12	md/gd	93	1000	76	1023
Tuesday 23 June 2026																				
00	SE	6	9	9	150	13	17	160	16	22	nsw	13	14	14	12	md/gd	94	500	76	1022
03	SE	5	8	8	150	10	14	170	12	16	nsw	13	13	14	12	md/gd	95	1000	70	1020
06	SSE	5	8	8	170	9	12	190	10	14	nsw	14	14	14	12	good	93	1000	76	1019
09	SSE	7	10	10	190	9	12	200	11	15	nsw	15	16	16	13	md/gd	88	200	76	1018
12	S	7	9	10	190	10	14	200	11	15	nsw	16	18	19	13	md/gd	82	200	62	1017
15	WSW	6	8	9	250	10	14	260	11	15	nsw	16	17	18	13	md/gd	82	500	65	1016
18	W	15	18	20	280	22	28	280	25	32	nsw	16	16	16	13	good	85	3500	62	1016
21	W	13	16	17	270	19	25	270	22	28	nsw	14	14	14	13	good	92	1000	75	1016
Wednesday 24 June 2026																				
00	W	12	15	16	270	19	25	270	22	29	nsw	14	13	13	12	good	93	1000	74	1017
03	W	9	12	13	270	15	20	270	18	24	nsw	13	13	13	12	good	92	1000	76	1017
06	WSW	9	12	13	260	14	19	270	16	21	nsw	13	13	13	11	good	89	2000	64	1018
09	WSW	10	13	14	250	13	17	260	13	18	nsw	14	14	14	11	good	83	1000	57	1019
12	SW	8	11	12	210	9	13	210	10	14	nsw	15	15	15	12	good	83	1000	54	1020
15	SW	6	9	9	220	7	10	210	7	10	nsw	15	15	14	12	good	85	1000	63	1020
18	SSW	4	6	7	190	4	7	180	5	8	nsw	15	15	14	13	good	88	1000	62	1020
21	SSE	3	5	5	180	6	9	180	7	10	nsw	14	14	14	12	good	93	3500	61	1021
Thursday 25 June 2026																				
00	SSE	2	4	4	170	6	9	170	7	10	nsw	13	13	13	12	good	93	2000	66	1020



Single Location Forecast - 7 Day

Scapa Flow (58°53'N 003°02'W)

Scapa Flow
Orkney Harbour DTNO_REF_19049545

offshore@dtn.com
+31 (0)30 8082022 (Utrecht office)
+44 (0)1224 042444 (Aberdeen office)
www.meteogroupoffshore.com

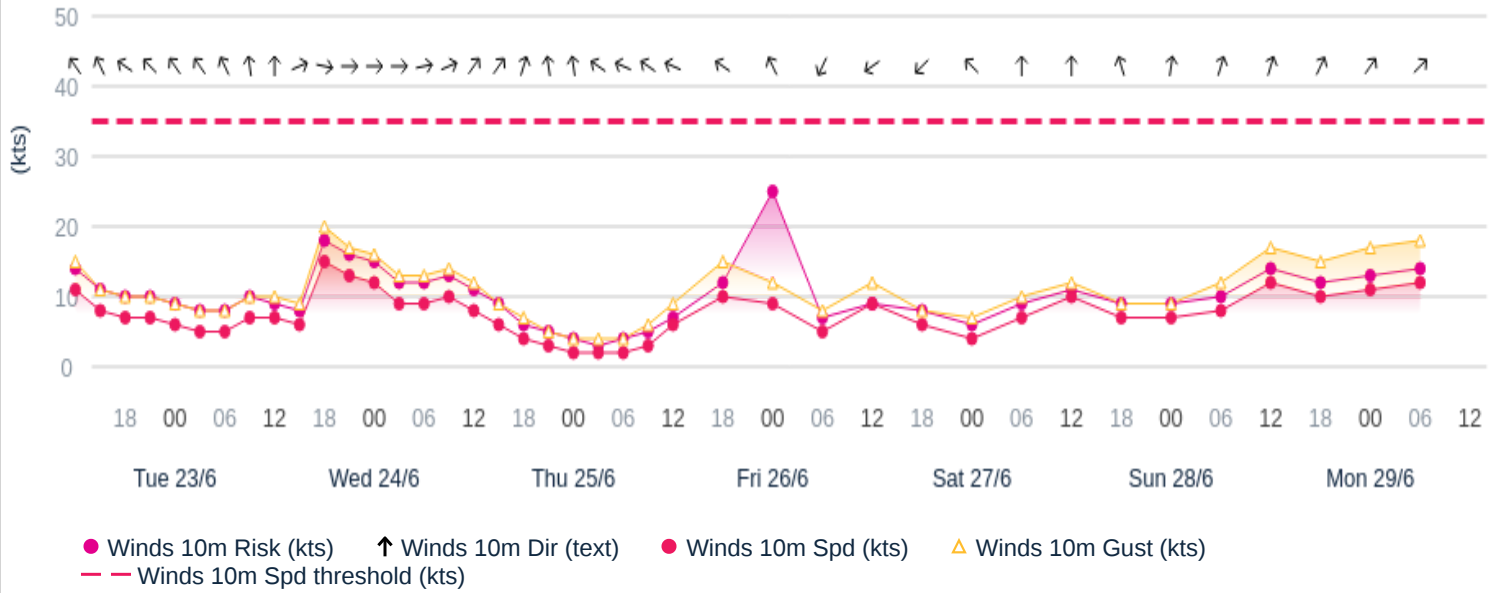
Issued on 22 June 2026, 14:01 UTC

UTC	Winds										Weather									
	10m				50m			100m			Type (text)	Air					Cloud		MSLP (hPa)	
	Dir (text)	Spd (kts)	Risk (kts)	Gust (kts)	Dir (deg)	Spd (kts)	Gust (kts)	Dir (deg)	Spd (kts)	Gust (kts)		T10 (°C)	T50 (°C)	T100 (°C)	Td10 (°C)	Vis10 (text)	RH (%)	Base (ft)		Frac (%)
03	ESE	2	3	4	130	5	7	140	6	8	nsw	13	13	13	12	md/gd	96	3500	67	1020
06	ESE	2	4	4	110	3	5	120	4	6	nsw	13	13	13	13	md/gd	96	100	68	1020
09	ESE	3	5	6	120	4	6	120	4	6	nsw	14	14	14	13	mod	93	500	74	1019
12	ESE	6	7	9	120	7	10	120	8	11	nsw	14	14	14	13	mod	90	100	73	1019
18	ESE	10	12	15	130	14	19	130	16	21	shra	14	14	14	14	md/gd	96	500	75	1015
Friday 26 June 2026																				
00	SSE	9	25	12	160	15	19	170	18	21	ts	14	14	15	14	pr/mod	98	1000	72	1012
06	NNE	5	7	8	80	8	10	120	8	10	shra	14	14	14	14	poor	99	100	74	1010
12	ENE	9	9	12	70	12	16	90	14	17	shra	15	15	15	13	pr/mod	90	100	72	1008
18	NE	6	8	8	0	7	10	310	8	10	shra	15	15	14	13	mod	92	100	71	1005
Saturday 27 June 2026																				
00	SE	4	6	7	180	7	9	230	9	10	ra	14	15	15	14	pr/mod	99	2000	63	1006
06	S	7	9	10	200	13	16	210	15	18	ra	14	14	14	13	mod	97	100	73	1005
12	S	10	11	12	200	12	15	230	13	16	dz	16	16	16	13	good	86	500	57	1007
18	SSE	7	9	9	190	11	14	210	13	16	dz	15	15	15	13	good	88	nlc	50	1008
Sunday 28 June 2026																				
00	S	7	9	9	210	9	11	220	10	12	dz	14	14	14	12	good	91	2000	47	1009
06	SSW	8	10	12	210	10	14	220	11	14	dz	14	14	14	12	good	89	3500	30	1010
12	SSW	12	14	17	210	12	17	220	12	18	dz	15	15	15	11	good	76	nlc	39	1012
18	SSW	10	12	15	200	11	15	190	11	15	dz	15	15	15	11	good	78	nlc	55	1012
Monday 29 June 2026																				
00	SW	11	13	17	220	15	20	210	17	22	dz	13	14	14	11	good	87	nlc	46	1014
06	SW	12	14	18	230	17	22	230	20	24	dz	13	13	13	12	good	89	nlc	45	1015

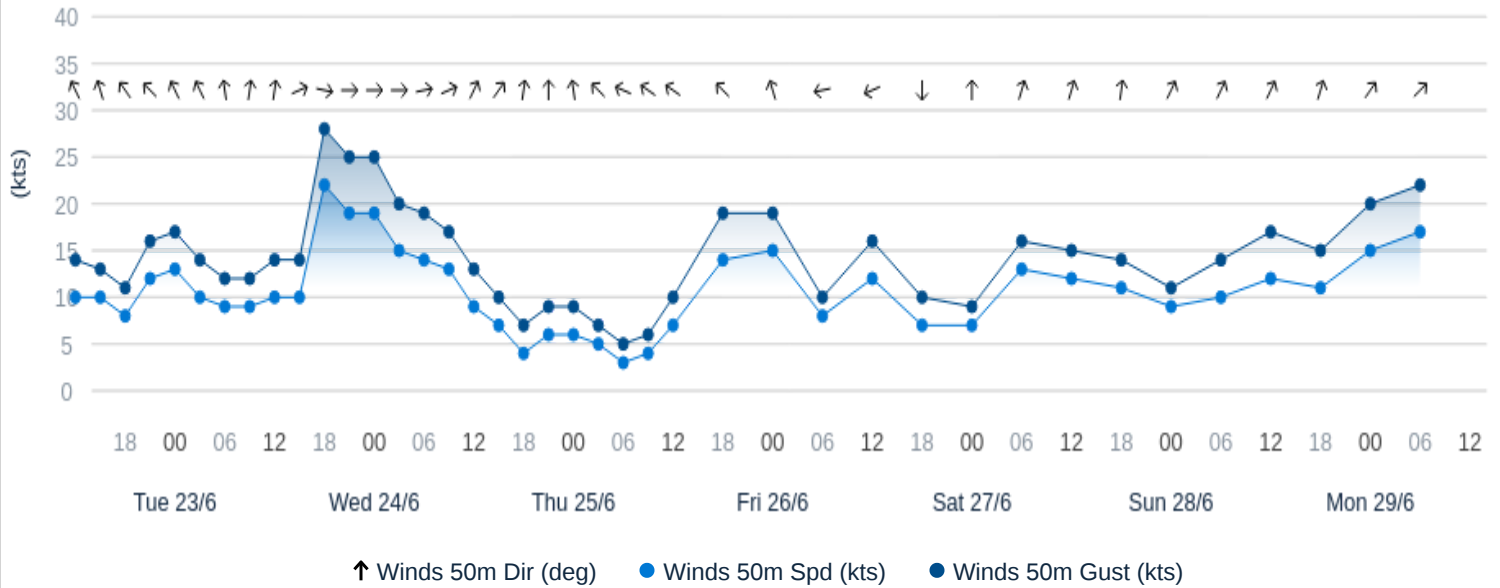
WX=Weather, FG=Fog, DZ=Drizzle, RA=Rain, SN=Snow, SHRA=Rainshower, SHSN=Snowshower, GR=Hail, TS=Thunderstorm, NSW=No sig weather

Copyright 2026© DTN

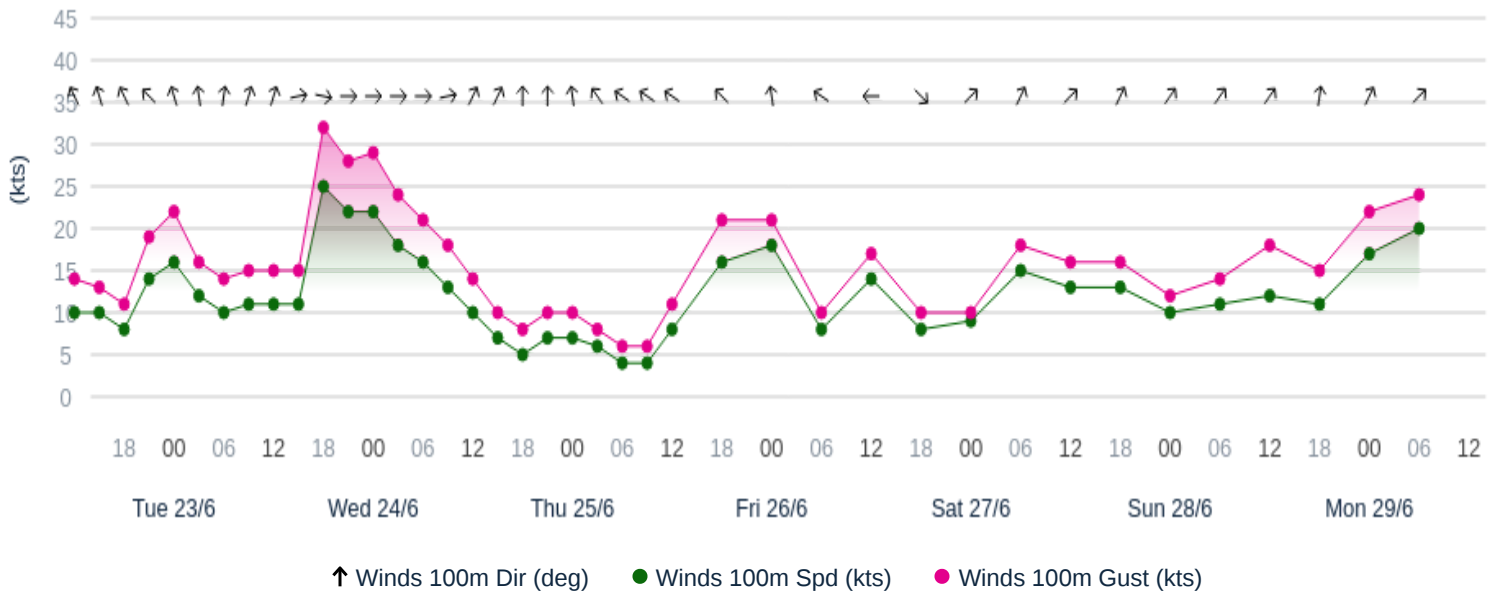
10m Wind Graph - 7 Day Scapa Flow



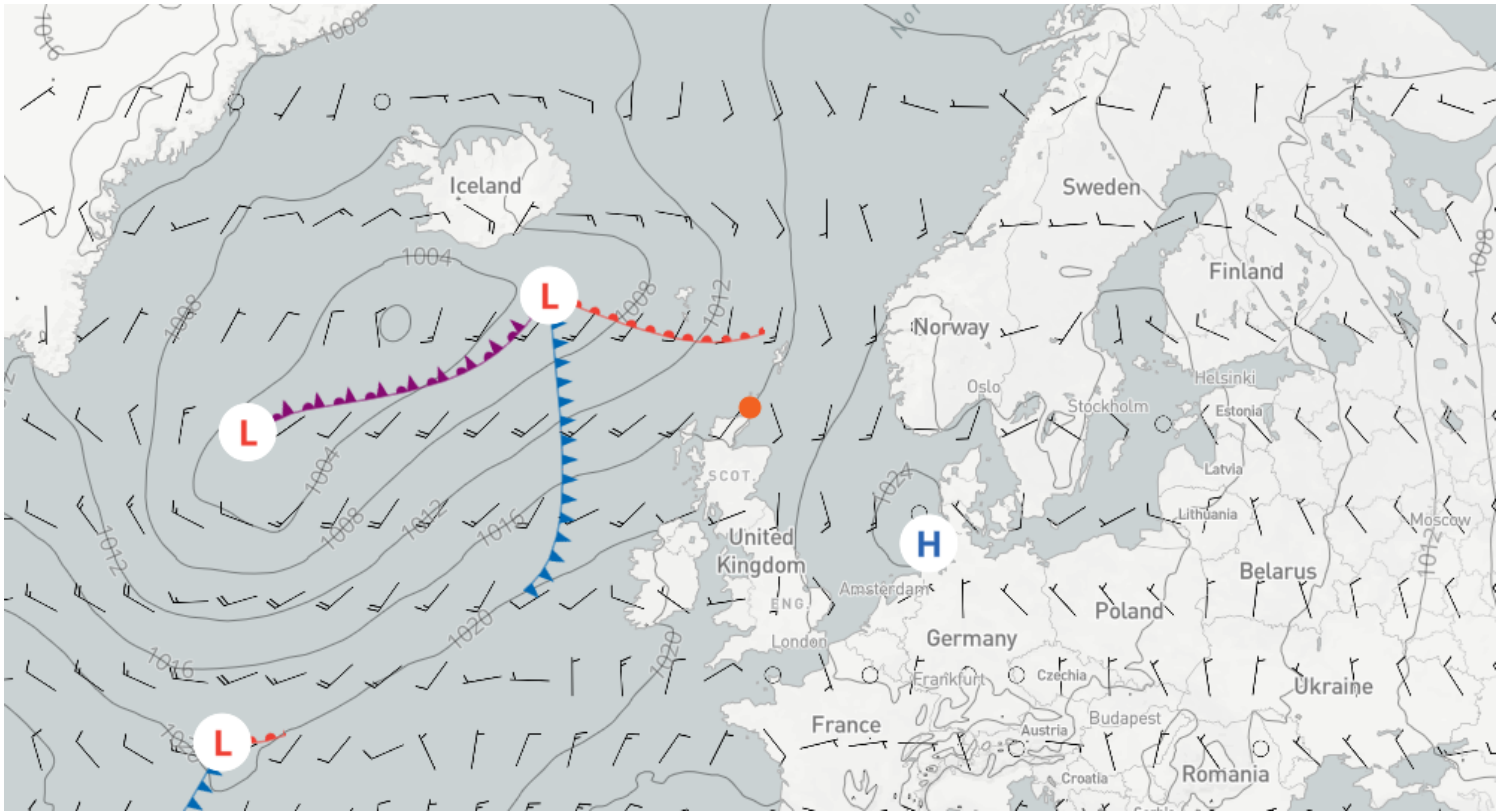
50m Wind Graph - 7 Day Scapa Flow



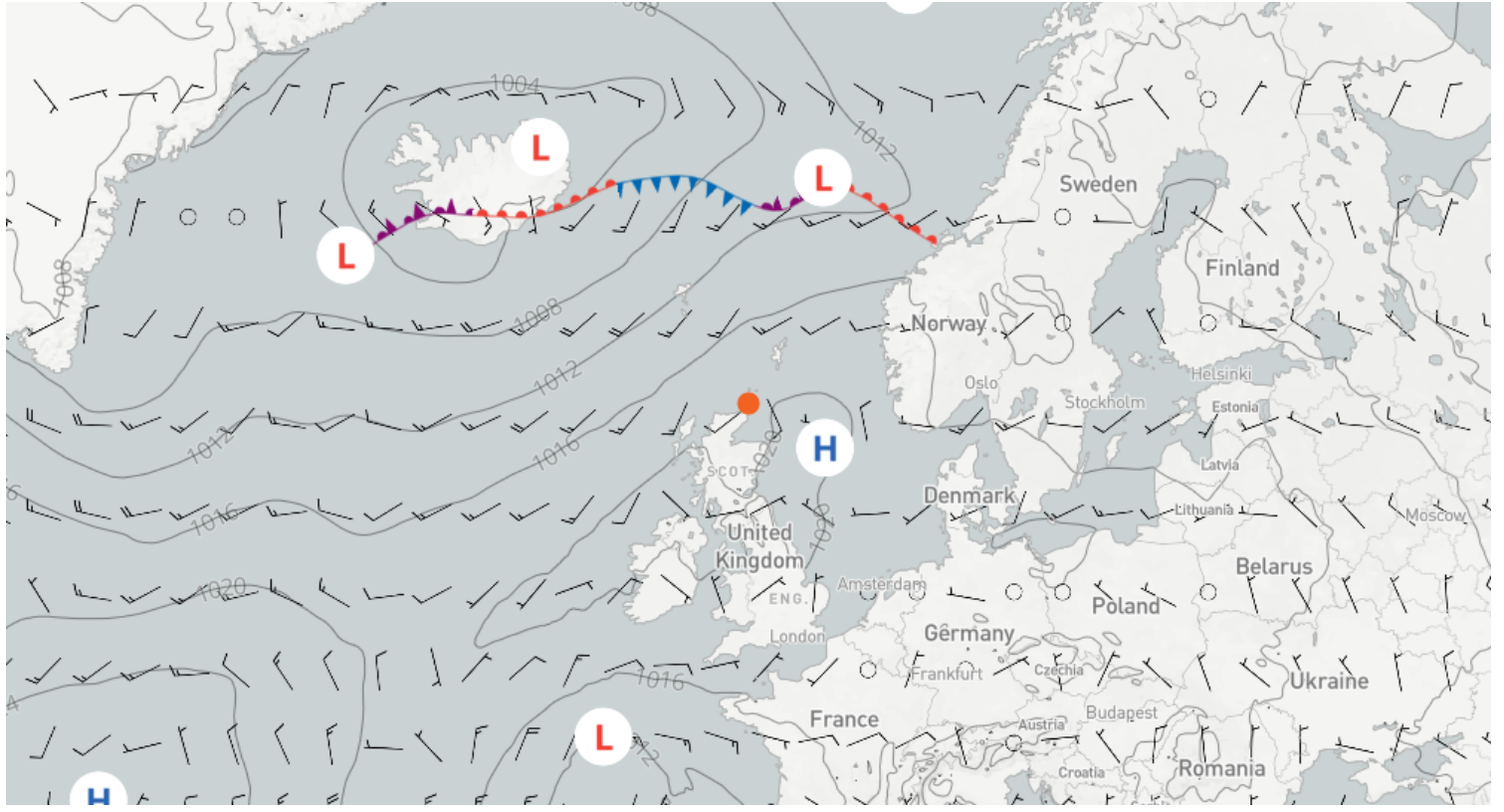
100m Wind Graph - 7 Day Scapa Flow



Issued on 22 June 2026, 12:00 UTC | Forecast for 23 June 2026, 12:00 UTC (+24) | 10m Wind Speed + Surface Pressure and Fronts



Issued on 22 June 2026, 12:00 UTC | Forecast for 24 June 2026, 12:00 UTC (+48) | 10m Wind Speed + Surface Pressure and Fronts



page intentionally left blank