



Single Location Forecast - 7 Day

Scapa Flow (58°53'N 003°02'W)
Scapa Flow
Orkney Harbour DTNO_REF_19049545

offshore@dtn.com
+31 (0)30 8082022 (Utrecht office)
+44 (0)1224 042444 (Aberdeen office)
www.meteogroupoffshore.com

Issued on 19 June 2026, 14:01 UTC

Meteorological Situation

Low pressure south of Iceland becomes complex today, a frontal trough brings rain and showers over Orkney, winds abating overnight. On Saturday A building high from the Bay of Biscay continues to expand northwards over the North Sea while the complex low tracks off to the northeast. As these systems interact Orkney can expect fresh W-SW-lies, and showers clearing in the afternoon. On Sunday the high expands, bringing settled conditions through Monday. On Tuesday another Frontal trough is expected with fresh SW-lies and rainy outbreaks. Local conditions next 72 hrs: Wind: WSW-ly, fresh breeze. Sea temperature: 12-13C.

Warnings (next 24 Hours)

Gale ● Nil
Wind Shear ● Nil
Lightning Risk ● Low
Confidence ● Low

Criteria Levels

Winds 10m Spd
35 kts

UTC	Winds										Weather									
	10m				50m			100m			Type (text)	Air				Cloud		MSLP (hPa)		
	Dir (text)	Spd (kts)	Risk (kts)	Gust (kts)	Dir (deg)	Spd (kts)	Gust (kts)	Dir (deg)	Spd (kts)	Gust (kts)		T10 (°C)	T50 (°C)	T100 (°C)	Td10 (°C)	Vis10 (text)	RH (%)		Base (ft)	Frac (%)
Friday 19 June 2026																				
12	WSW	18	21	24	260	25	32	260	28	36	ra	14	14	14	12	good	86	3500	77	1001
15	W	14	17	19	280	18	24	280	21	27	dz	13	13	12	10	good	83	nlc	77	1004
18	WNW	9	12	13	280	13	18	280	13	18	ra	13	13	12	10	good	83	2000	35	1006
21	SW	2	4	4	240	4	7	250	5	8	nsw	12	12	12	10	good	88	3500	36	1007
Saturday 20 June 2026																				
00	SSE	5	6	7	170	8	10	180	9	11	nsw	12	12	11	10	good	92	3500	58	1008
03	S	6	8	9	190	10	13	200	12	15	nsw	12	11	11	10	good	92	2000	53	1008
06	SW	8	10	12	240	12	16	240	14	19	nsw	12	12	12	10	good	87	nlc	36	1009
09	WSW	14	17	19	250	18	24	250	20	26	dz	13	13	13	9	good	77	3500	35	1011
12	WSW	18	21	24	260	23	29	260	25	32	dz	14	14	13	9	good	73	nlc	28	1013
15	WSW	16	19	21	260	19	25	260	21	28	nsw	14	14	13	9	good	74	nlc	48	1015
18	WSW	16	19	21	250	21	27	260	23	29	nsw	14	14	14	9	good	73	nlc	26	1017
21	SW	14	17	19	250	19	25	250	22	29	nsw	13	13	12	9	good	80	nlc	31	1019
Sunday 21 June 2026																				
00	SW	14	17	19	240	19	25	250	23	29	nsw	12	12	11	9	good	82	3500	27	1021
03	WSW	12	15	16	250	17	23	250	20	26	nsw	11	11	11	9	good	83	nlc	16	1023
06	SW	12	15	16	250	16	21	250	18	23	dz	12	12	11	9	good	82	1000	34	1025
09	WSW	12	14	16	250	15	20	250	16	21	dz	13	12	12	9	good	77	3500	33	1027
12	WSW	11	13	15	260	12	16	270	13	17	nsw	14	13	13	9	good	73	nlc	51	1029
15	WSW	7	9	10	260	7	11	260	8	11	nsw	14	13	13	9	good	75	3500	54	1030
18	WSW	3	5	5	250	4	6	260	4	6	nsw	13	13	13	10	good	78	nlc	58	1030
21	SSE	3	4	5	180	4	6	190	5	7	nsw	12	12	12	10	good	83	3500	71	1031
Monday 22 June 2026																				
00	SE	2	5	4	140	5	7	150	6	8	nsw	12	12	12	10	good	84	3500	72	1030



Single Location Forecast - 7 Day

Scapa Flow (58°53'N 003°02'W)
Scapa Flow
Orkney Harbour DTNO_REF_19049545

offshore@dtn.com
+31 (0)30 8082022 (Utrecht office)
+44 (0)1224 042444 (Aberdeen office)
www.meteogroupoffshore.com

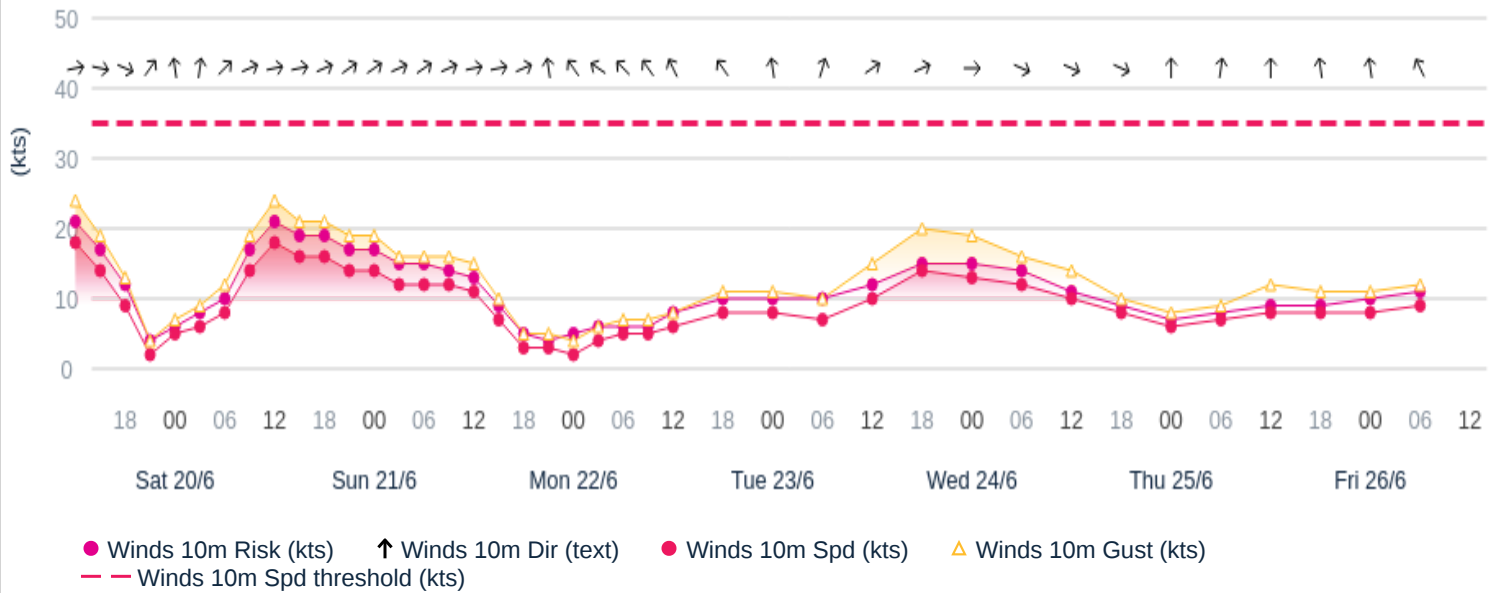
Issued on 19 June 2026, 14:01 UTC

UTC	Winds										Weather									
	10m				50m			100m			Type (text)	Air					Cloud		MSLP (hPa)	
	Dir (text)	Spd (kts)	Risk (kts)	Gust (kts)	Dir (deg)	Spd (kts)	Gust (kts)	Dir (deg)	Spd (kts)	Gust (kts)		T10 (°C)	T50 (°C)	T100 (°C)	Td10 (°C)	Vis10 (text)	RH (%)	Base (ft)		Frac (%)
03	ESE	4	6	6	130	8	10	140	9	11	nsw	12	12	11	10	good	90	nlc	72	1029
06	SE	5	6	7	140	6	8	140	7	9	nsw	12	12	12	11	good	90	nlc	75	1028
09	SE	5	6	7	150	5	7	160	6	8	dz	13	13	13	11	good	88	nlc	72	1027
12	SSE	6	8	8	160	7	9	160	8	10	nsw	14	14	13	11	good	85	nlc	69	1026
18	SE	8	10	11	150	11	14	150	12	15	nsw	14	14	14	12	good	90	1000	71	1022
Tuesday 23 June 2026																				
00	SSE	8	10	11	180	12	14	190	14	16	ra	13	13	13	12	good	93	nlc	73	1019
06	SSW	7	10	10	210	14	16	220	17	19	ra	14	15	16	13	good	89	3500	58	1016
12	SW	10	12	15	250	17	22	250	20	25	shra	15	15	15	12	good	83	3500	68	1016
18	WSW	14	15	20	260	20	26	260	23	29	dz	14	14	14	12	good	86	1000	73	1016
Wednesday 24 June 2026																				
00	W	13	15	19	270	18	24	270	21	26	nsw	13	13	12	11	good	91	500	67	1019
06	WNW	12	14	16	290	13	17	300	14	18	dz	13	12	12	10	good	84	2000	64	1021
12	WNW	10	11	14	290	9	14	300	6	14	nsw	14	13	13	10	good	78	3500	61	1023
18	WNW	8	9	10	220	8	11	160	8	11	dz	13	13	13	10	good	81	3500	53	1024
Thursday 25 June 2026																				
00	S	6	7	8	160	8	10	140	9	11	nsw	12	12	12	11	good	91	3500	46	1025
06	S	7	8	9	170	11	13	160	13	15	dz	13	12	12	11	good	88	2000	57	1025
12	S	8	9	12	180	12	15	170	13	17	dz	14	14	14	11	good	80	3500	53	1025
18	SSE	8	9	11	160	13	16	160	15	19	nsw	14	14	13	11	good	84	3500	50	1024
Friday 26 June 2026																				
00	SSE	8	10	11	160	14	17	150	17	19	nsw	13	13	12	11	good	90	nlc	59	1024
06	SSE	9	11	12	150	16	18	140	18	21	nsw	13	13	13	12	good	90	2000	63	1023

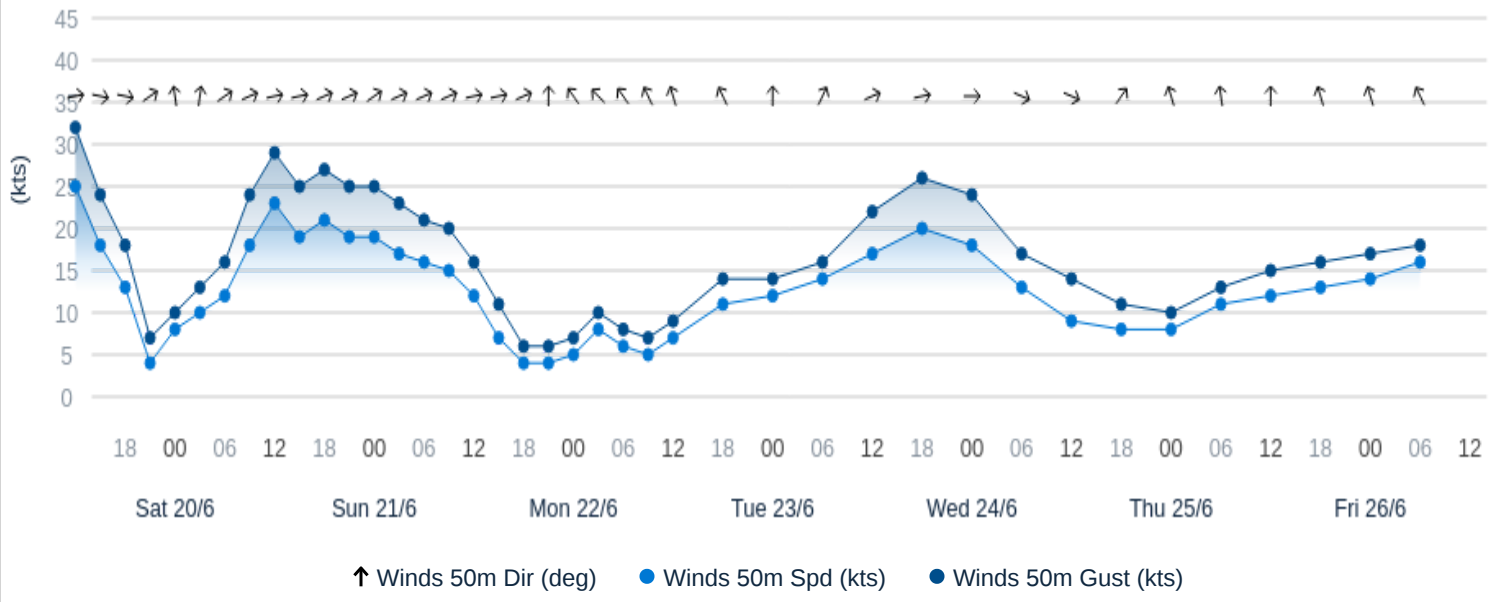
WX=Weather, FG=Fog, DZ=Drizzle, RA=Rain, SN=Snow, SHRA=Rainshower, SHSN=Snowshower, GR=Hail, TS=Thunderstorm, NSW=No sig weather

Copyright 2026© DTN

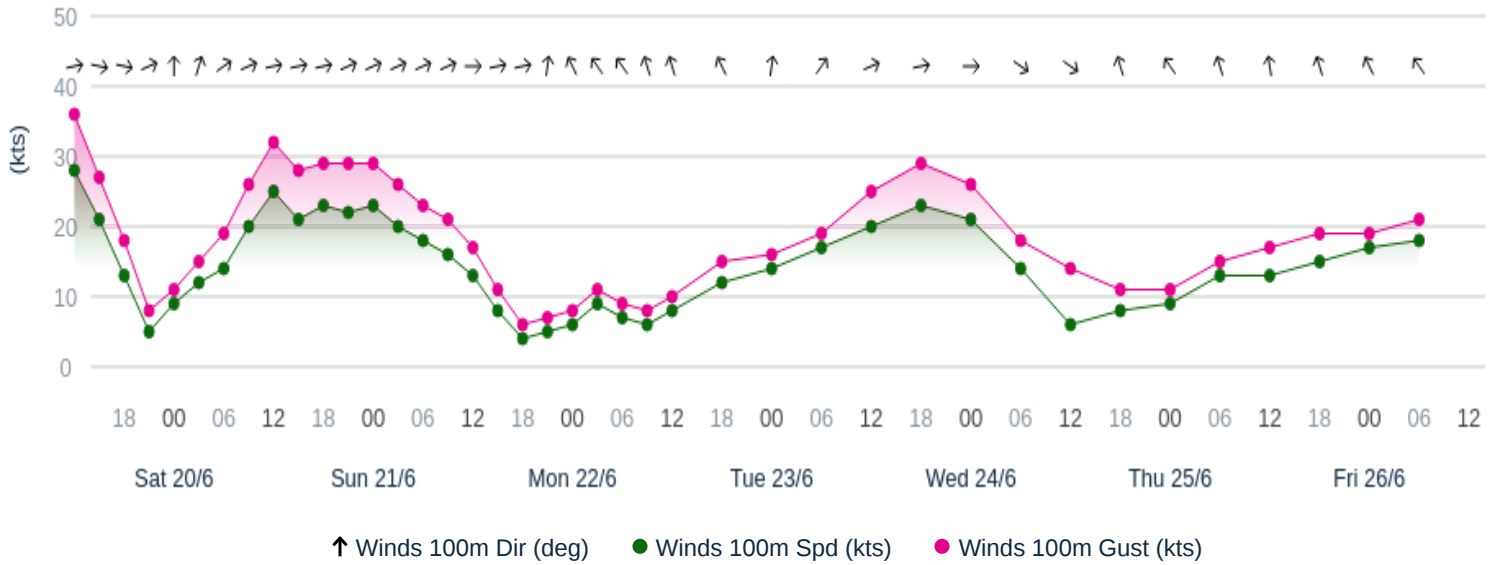
10m Wind Graph - 7 Day Scapa Flow



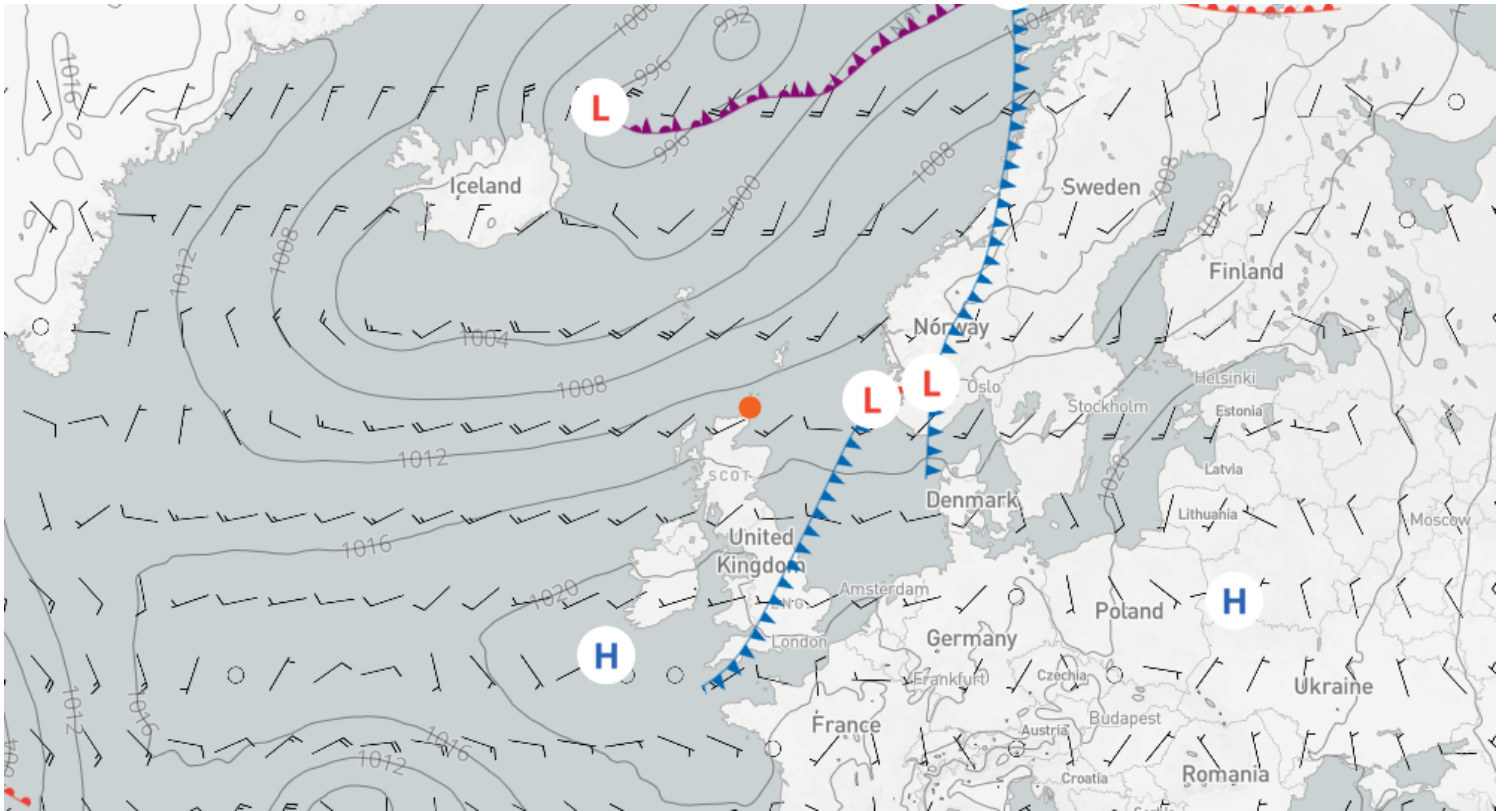
50m Wind Graph - 7 Day Scapa Flow



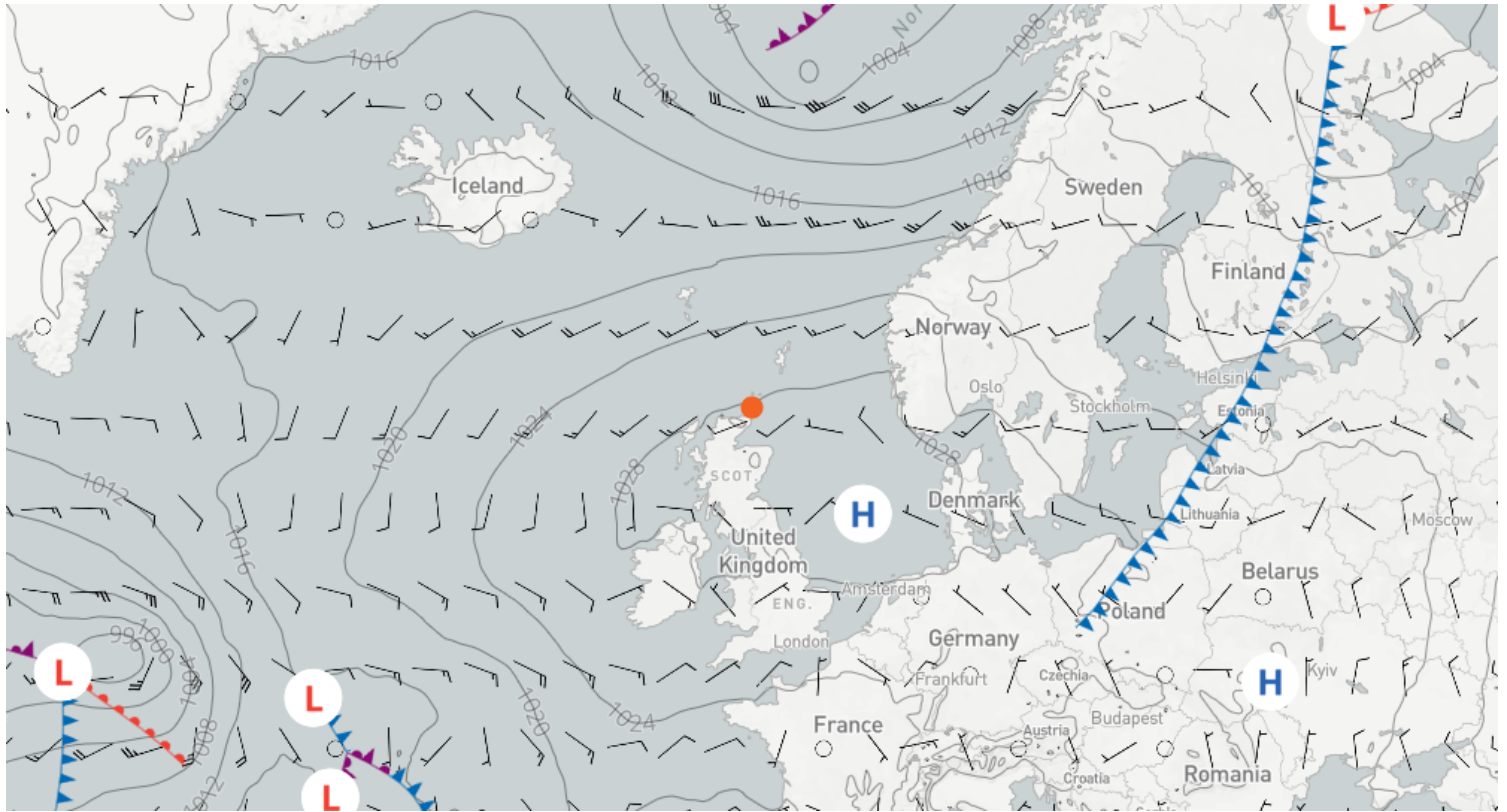
100m Wind Graph - 7 Day Scapa Flow



Issued on 19 June 2026, 12:00 UTC | Forecast for 20 June 2026, 12:00 UTC (+24) | 10m Wind Speed + Surface Pressure and Fronts



Issued on 19 June 2026, 12:00 UTC | Forecast for 21 June 2026, 12:00 UTC (+48) | 10m Wind Speed + Surface Pressure and Fronts



page intentionally left blank