



# Single Location Forecast - 7 Day

Scapa Flow (58°53'N 003°02'W)  
Scapa Flow  
Orkney Harbour DTNO\_REF\_19049545

offshore@dtn.com  
+31 (0)30 8082022 (Utrecht office)  
+44 (0)1224 042444 (Aberdeen office)  
www.meteogroupoffshore.com

Issued on 11 June 2026, 14:01 UTC

## Meteorological Situation

High pressure is over the Azores (1028hPa) with a ridge via France into the continent. Meanwhile a complex low is over the Atlantic and the Norwegian Sea. The frontal system that belongs the low pressure centre over the Atlantic (989hPa) will affect the UK and the North Sea in the next 2 to 3 days. The weather over Scapa Flow is overall not bad. In the afternoon light rain is expected to arrive from the SW. In the night to Friday it is expected to become dry and on Friday afternoon more rain can be expected. Winds are mainly moderate from variable directions. During Friday wind are expected to become west and can increase the fresh in the afternoon. On Saturday low pressure is expected to move to the Baltic while high pressure from the Atlantic is also expected to approach Ireland and the UK. Somewhere in this transition winds can increase to fresh again for a few hours. On Sunday high pressure is expected to expand over the UK and the weather will improve. On Tuesday the weather is expected to change again on the approach of a new low pressure system. Local conditions next 72 hrs: Wind: SW-ly, veering to WSW, light, increasing to fresh on 12 June 06 UTC. Sea temperature: 11-12C.

### Warnings (next 24 Hours)

Gale ● Nil  
Wind Shear ● Nil  
Lightning Risk ● Low  
Confidence ● Low

### Criteria Levels

Winds 10m Spd  
35 kts

UTC	Winds										Weather									
	10m				50m			100m			Type (text)	Air					Cloud		MSLP (hPa)	
	Dir (text)	Spd (kts)	Risk (kts)	Gust (kts)	Dir (deg)	Spd (kts)	Gust (kts)	Dir (deg)	Spd (kts)	Gust (kts)		T10 (°C)	T50 (°C)	T100 (°C)	Td10 (°C)	Vis10 (text)	RH (%)	Base (ft)		Frac (%)
<b>Thursday 11 June 2026</b>																				
12	SSE	14	17	19	170	16	21	170	18	24	nsw	12	12	11	8	good	75	nlc	69	1008
15	SSE	13	16	18	150	18	23	160	19	25	nsw	12	12	12	9	good	78	nlc	53	1007
18	SSE	13	16	18	160	16	21	160	17	22	nsw	12	12	12	10	good	84	nlc	50	1005
21	SSE	9	11	13	180	13	18	190	15	20	ra	12	12	11	10	good	91	nlc	76	1005
<b>Friday 12 June 2026</b>																				
00	SW	10	12	16	240	17	22	240	19	25	ra	12	12	12	11	good	92	1000	78	1004
03	WSW	16	18	23	260	23	30	260	26	33	nsw	12	11	11	10	good	90	1000	68	1004
06	WSW	16	18	23	260	22	28	260	24	31	dz	12	11	11	10	good	87	1000	73	1005
09	WSW	17	18	24	260	22	29	260	24	31	nsw	12	12	11	10	good	83	3500	67	1006
12	WSW	17	19	24	260	21	29	260	23	31	nsw	13	12	12	9	good	78	2000	61	1006
15	WSW	16	18	23	260	20	27	260	22	29	nsw	13	13	12	8	good	74	3500	66	1006
18	WSW	13	15	19	250	17	23	250	19	25	shra	12	12	11	9	good	81	3500	77	1006
21	WSW	13	15	19	250	19	25	260	22	28	ra	11	11	10	9	good	87	2000	77	1005
<b>Saturday 13 June 2026</b>																				
00	WSW	14	16	19	260	20	26	260	22	29	shra	11	11	10	9	good	87	2000	68	1005
03	W	13	16	18	280	19	25	290	21	27	ra	11	10	10	9	good	88	3500	57	1006
06	W	16	19	21	270	20	27	270	22	29	shra	11	11	11	9	good	87	1000	62	1007
09	W	17	20	22	270	21	27	270	23	30	shra	12	11	11	10	good	87	1000	73	1008
12	WNW	17	20	23	290	21	27	290	22	28	shra	12	12	11	9	good	84	1000	63	1010
15	WNW	16	19	22	310	19	25	320	20	27	shra	12	12	11	9	good	81	2000	58	1012
18	NW	15	16	20	330	18	24	340	20	26	dz	12	12	11	9	good	82	2000	48	1014
21	NW	12	15	17	330	17	22	330	19	25	dz	11	11	11	10	good	90	2000	34	1017



# Single Location Forecast - 7 Day

Scapa Flow (58°53'N 003°02'W)

Scapa Flow  
Orkney Harbour DTNO\_REF\_19049545

offshore@dtn.com  
+31 (0)30 8082022 (Utrecht office)  
+44 (0)1224 042444 (Aberdeen office)  
www.meteogroupoffshore.com

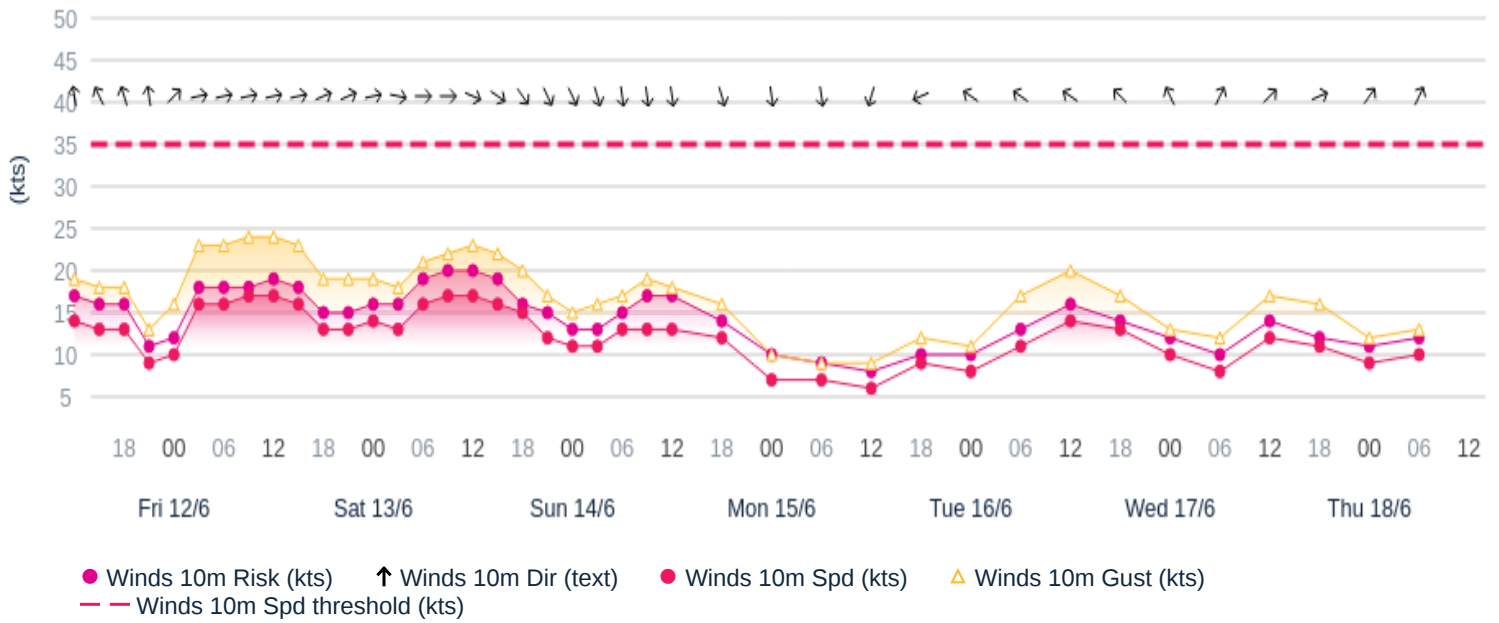
Issued on 11 June 2026, 14:01 UTC

UTC	Winds										Weather									
	10m				50m			100m			Type (text)	Air					Cloud		MSLP (hPa)	
	Dir (text)	Spd (kts)	Risk (kts)	Gust (kts)	Dir (deg)	Spd (kts)	Gust (kts)	Dir (deg)	Spd (kts)	Gust (kts)		T10 (°C)	T50 (°C)	T100 (°C)	Td10 (°C)	Vis10 (text)	RH (%)	Base (ft)		Frac (%)
<b>Sunday 14 June 2026</b>																				
00	NW	11	13	15	330	16	22	330	19	25	dz	11	11	10	10	good	90	1000	64	1018
03	NNW	11	13	16	340	15	20	340	17	22	dz	11	11	10	10	good	91	1000	49	1019
06	N	13	15	17	350	16	21	0	17	23	dz	11	11	11	10	good	89	1000	51	1021
09	N	13	17	19	350	16	21	350	17	22	nsw	12	12	11	9	good	82	2000	48	1022
12	N	13	17	18	350	16	21	340	17	22	nsw	12	12	11	9	good	79	2000	48	1023
18	NNW	12	14	16	340	14	19	330	16	20	nsw	12	11	11	8	good	79	2000	50	1023
<b>Monday 15 June 2026</b>																				
00	N	7	10	10	340	10	13	340	11	14	nsw	10	10	9	7	good	80	2000	71	1022
06	N	7	9	9	350	8	10	340	8	11	nsw	10	9	9	6	good	78	3500	57	1019
12	NNE	6	8	9	10	7	10	350	7	10	nsw	11	11	10	6	good	70	3500	62	1018
18	ENE	9	10	12	80	10	13	80	10	13	nsw	11	11	10	6	good	74	2000	62	1016
<b>Tuesday 16 June 2026</b>																				
00	ESE	8	10	11	120	9	13	120	10	13	ra	10	10	9	7	good	81	3500	71	1014
06	ESE	11	13	17	120	13	19	120	14	19	dz	11	10	10	8	good	84	1000	78	1012
12	ESE	14	16	20	130	16	22	130	16	23	ra	12	12	12	9	good	82	1000	74	1010
18	SE	13	14	17	130	15	19	130	16	20	ra	12	12	12	10	md/gd	86	1000	79	1008
<b>Wednesday 17 June 2026</b>																				
00	SSE	10	12	13	150	14	18	150	16	20	ra	12	11	11	11	md/gd	96	500	75	1006
06	SSW	8	10	12	200	12	15	190	14	17	ra	12	12	12	11	good	95	n/c	64	1005
12	SW	12	14	17	200	17	22	170	19	24	ra	13	13	13	10	good	79	2000	64	1005
18	WSW	11	12	16	180	13	18	120	13	19	nsw	13	13	13	10	good	80	n/c	46	1004
<b>Thursday 18 June 2026</b>																				
00	SW	9	11	12	190	15	18	170	17	21	dz	11	12	12	8	good	81	n/c	31	1006
06	SSW	10	12	13	180	15	18	150	17	20	nsw	12	11	11	8	good	79	n/c	55	1004

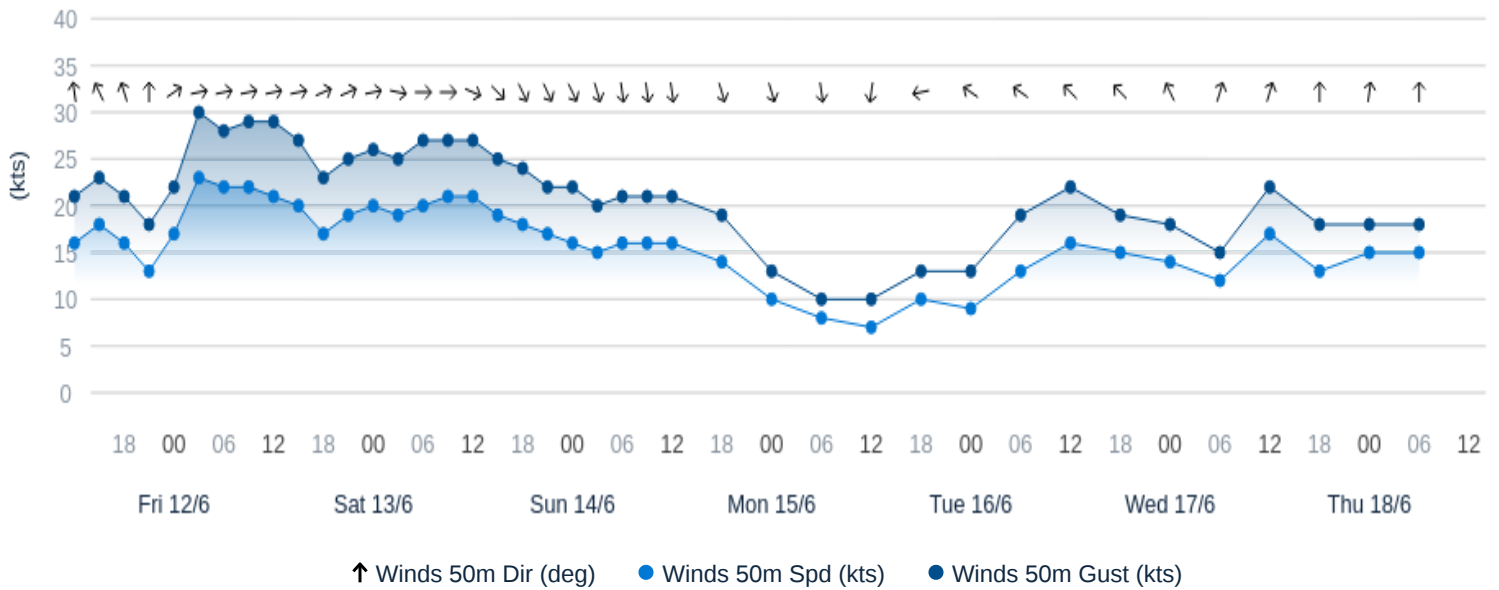
WX=Weather, FG=Fog, DZ=Drizzle, RA=Rain, SN=Snow, SHRA=Rainshower, SHSN=Snowshower, GR=Hail, TS=Thunderstorm, NSW=No sig weather

Copyright 2026© DTN

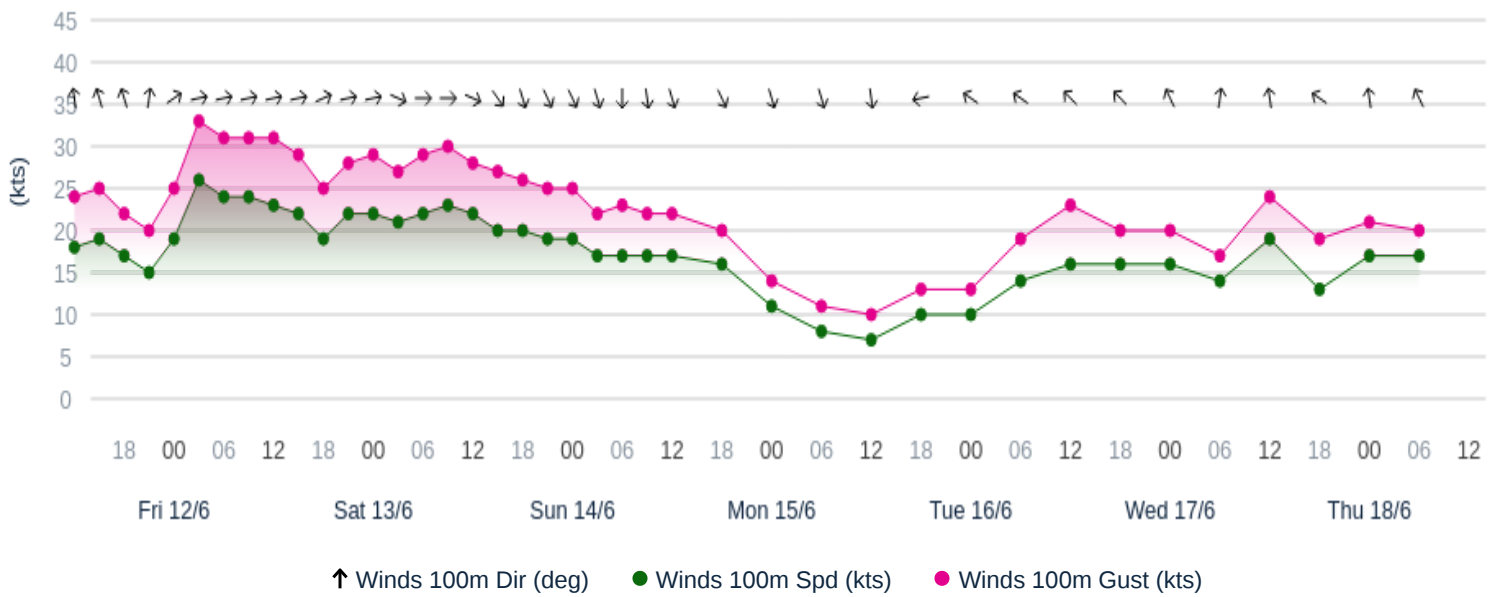
### 10m Wind Graph - 7 Day Scapa Flow



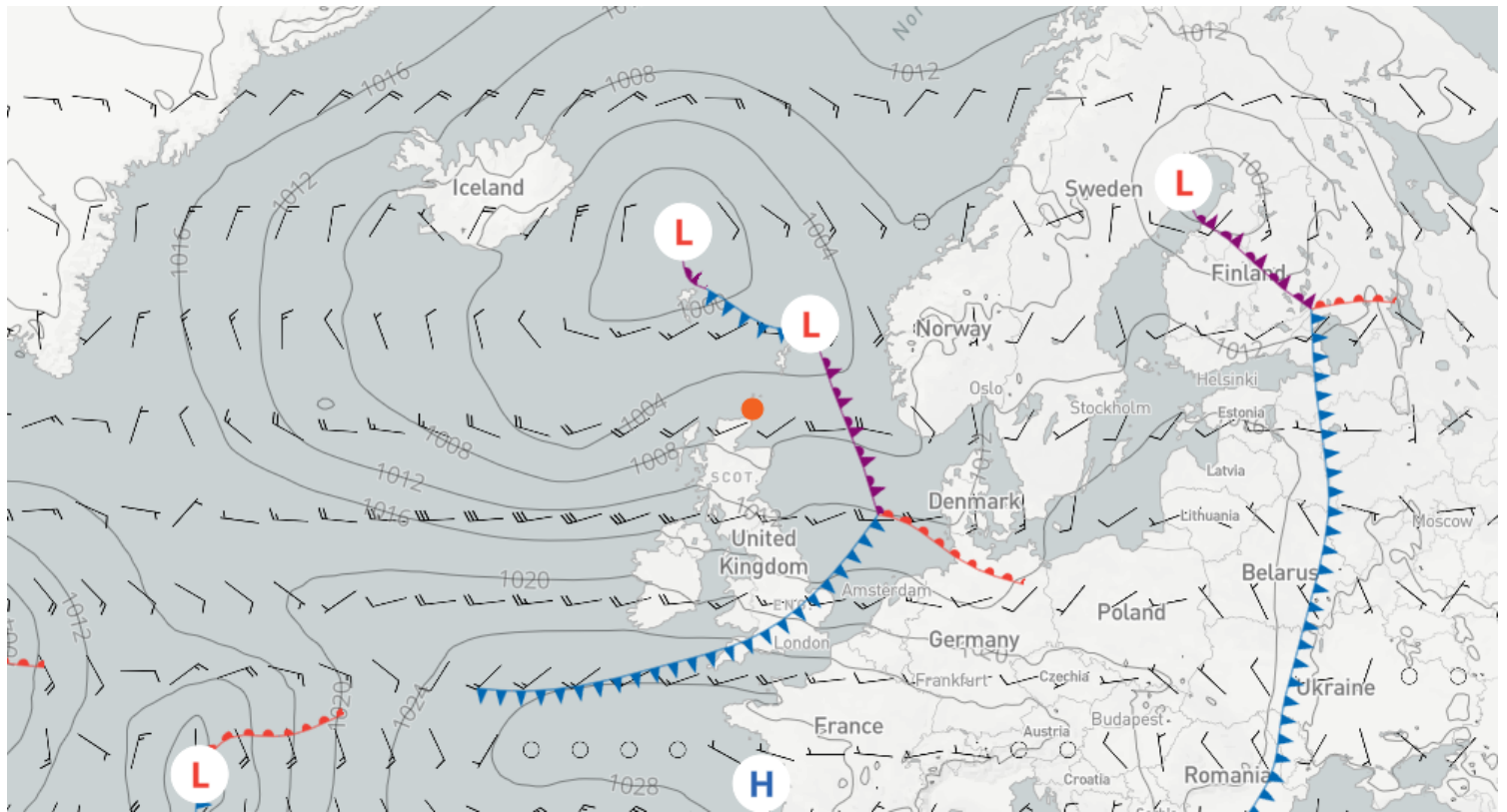
### 50m Wind Graph - 7 Day Scapa Flow



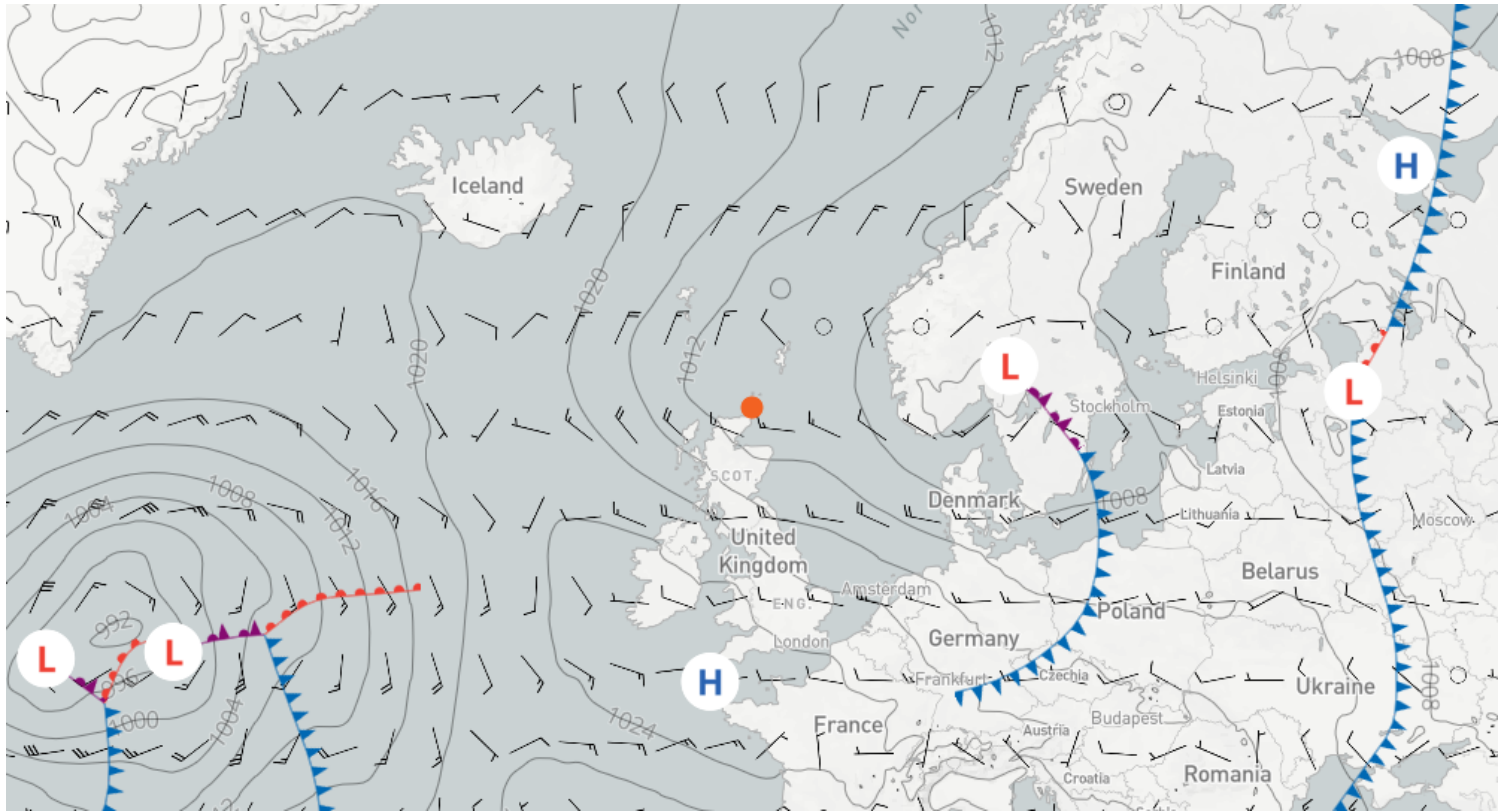
### 100m Wind Graph - 7 Day Scapa Flow



Issued on 11 June 2026, 12:00 UTC | Forecast for 12 June 2026, 12:00 UTC (+24) | 10m Wind Speed + Surface Pressure and Fronts



Issued on 11 June 2026, 12:00 UTC | Forecast for 13 June 2026, 12:00 UTC (+48) | 10m Wind Speed + Surface Pressure and Fronts



page intentionally left blank