



Single Location Forecast - 7 Day

Scapa Flow (58°53'N 003°02'W)
Scapa Flow
Orkney Harbour DTNO_REF_19049545

offshore@dtn.com
+31 (0)30 8082022 (Utrecht office)
+44 (0)1224 042444 (Aberdeen office)
www.meteogroupoffshore.com

Issued on 10 June 2026, 14:01 UTC

Meteorological Situation

High pressure, centred near the Bay of Biscay, extends a ridge eastward into central Europe. Along its northern flank, several low-pressure centres will move eastward across Scandinavia. Associated frontal systems will continue to pass over the UK and the North Sea, bringing periods of showers. Between these frontal passages, weak ridges will temporarily provide more stable weather conditions. Local conditions next 72 hrs: Wind: W-ly, backing to SSE, moderate or fresh breeze. Sea temperature: 11-12C.

Warnings (next 24 Hours)

Gale ● Nil
Wind Shear ● Nil
Lightning Risk ● Low
Confidence ● Low

Criteria Levels

Winds 10m Spd
35 kts

UTC	Winds										Weather									
	10m				50m			100m			Type (text)	Air					Cloud		MSLP (hPa)	
	Dir (text)	Spd (kts)	Risk (kts)	Gust (kts)	Dir (deg)	Spd (kts)	Gust (kts)	Dir (deg)	Spd (kts)	Gust (kts)		T10 (°C)	T50 (°C)	T100 (°C)	Td10 (°C)	Vis10 (text)	RH (%)	Base (ft)		Frac (%)
Wednesday 10 June 2026																				
12	W	14	17	19	270	18	24	270	19	25	nsw	12	11	11	7	good	73	2000	50	1009
15	WSW	11	14	15	260	15	19	260	16	21	nsw	12	12	11	7	good	70	nlc	25	1009
18	SW	10	13	14	240	13	18	250	14	19	shra	11	11	11	7	good	76	3500	46	1010
21	SSW	9	12	13	220	14	19	230	17	22	ra	11	10	10	8	good	83	nlc	38	1010
Thursday 11 June 2026																				
00	SW	11	14	15	240	15	20	240	18	24	ra	10	10	10	8	good	84	2000	59	1010
03	SW	11	14	15	240	17	22	240	19	25	nsw	10	10	9	8	good	86	1000	59	1009
06	SW	11	14	15	230	14	19	240	17	22	nsw	11	10	10	8	good	83	2000	35	1009
09	SSW	8	10	12	210	10	14	220	11	15	dz	12	11	11	8	good	76	3500	51	1009
12	SSE	11	12	15	160	13	17	160	13	18	dz	12	12	12	8	good	77	3500	55	1009
15	SSE	12	13	16	150	15	20	160	16	21	dz	12	12	11	9	good	78	nlc	62	1008
18	SSE	11	12	15	160	15	19	160	16	21	dz	12	12	12	10	good	84	nlc	72	1006
21	SSE	9	11	13	170	13	17	180	15	19	ra	12	11	11	10	good	91	nlc	76	1005
Friday 12 June 2026																				
00	SSW	8	10	12	210	12	15	210	13	17	ra	12	11	11	10	md/gd	93	3500	79	1003
03	WSW	14	16	20	260	18	25	260	21	27	ra	12	11	11	10	md/gd	92	1000	78	1003
06	W	17	19	25	270	21	29	270	23	31	ra	12	11	11	10	good	89	2000	70	1004
09	W	19	20	27	270	22	30	270	24	32	dz	12	12	11	9	good	83	2000	65	1005
12	WSW	20	22	29	260	23	32	270	24	33	dz	13	12	12	9	good	79	3500	57	1006
15	W	19	21	27	270	23	31	270	24	32	dz	13	12	12	9	good	77	3500	56	1007
18	W	17	19	24	270	21	28	270	23	29	nsw	12	12	11	9	good	79	2000	57	1007
21	W	15	17	22	270	20	27	270	22	29	shra	11	11	11	9	good	86	1000	69	1007
Saturday 13 June 2026																				
00	W	15	17	22	270	21	27	270	23	29	shra	11	11	10	9	good	88	1000	64	1007
03	W	16	19	23	270	22	29	270	25	31	ra	11	11	10	9	good	88	2000	69	1007



Single Location Forecast - 7 Day

Scapa Flow (58°53'N 003°02'W)

Scapa Flow
Orkney Harbour DTNO_REF_19049545

offshore@dtn.com
+31 (0)30 8082022 (Utrecht office)
+44 (0)1224 042444 (Aberdeen office)
www.meteogroupoffshore.com

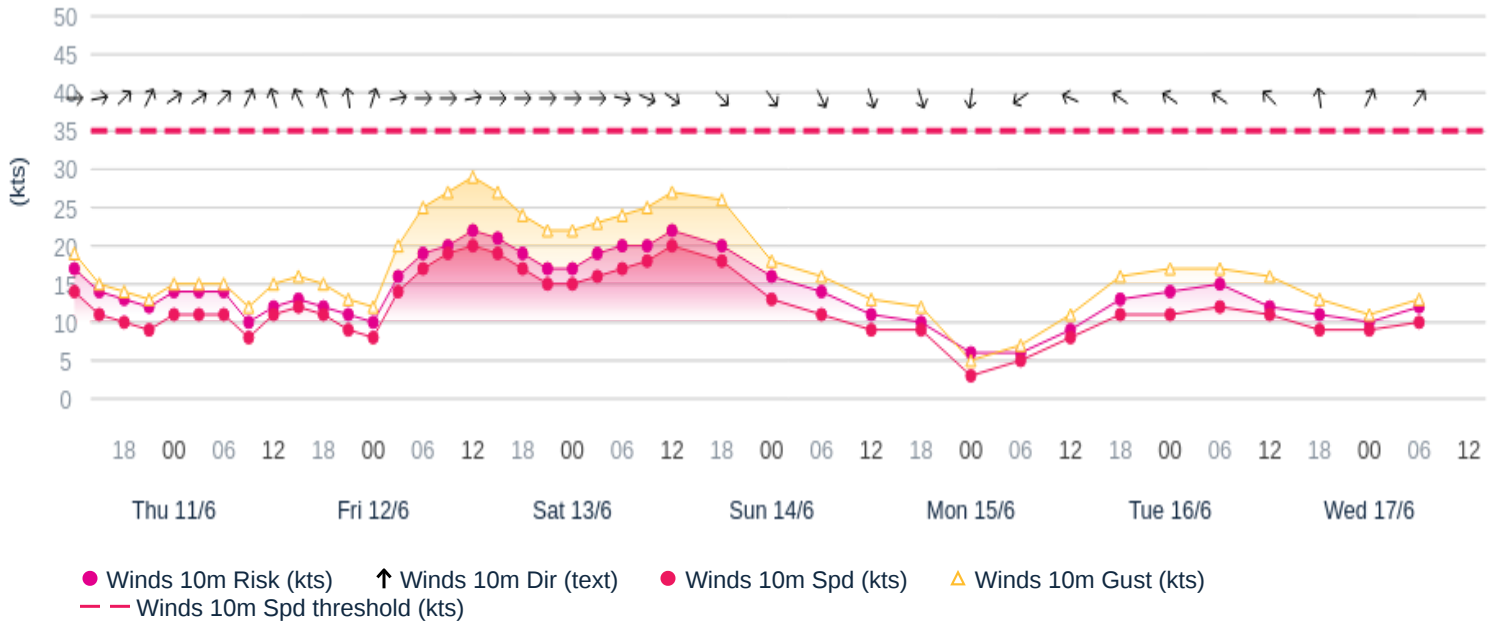
Issued on 10 June 2026, 14:01 UTC

UTC	Winds										Weather									
	10m				50m			100m			Type (text)	Air					Cloud		MSLP (hPa)	
	Dir (text)	Spd (kts)	Risk (kts)	Gust (kts)	Dir (deg)	Spd (kts)	Gust (kts)	Dir (deg)	Spd (kts)	Gust (kts)		T10 (°C)	T50 (°C)	T100 (°C)	Td10 (°C)	Vis10 (text)	RH (%)	Base (ft)		Frac (%)
06	W	17	20	24	280	23	30	280	26	33	ra	11	11	10	10	md/gd	89	1000	75	1008
09	WNW	18	20	25	290	24	31	300	26	33	shra	12	11	11	9	good	83	2000	64	1010
12	WNW	20	22	27	300	26	33	300	29	36	dz	12	12	11	9	good	80	1000	67	1012
18	NW	18	20	26	310	24	31	310	26	33	nsw	12	12	11	9	good	81	1000	61	1017
Sunday 14 June 2026																				
00	NW	13	16	18	320	19	23	320	21	25	dz	11	11	10	9	good	88	2000	56	1020
06	NW	11	14	16	330	15	19	330	17	21	dz	11	11	10	9	good	87	1000	32	1021
12	NNW	9	11	13	330	12	16	320	13	17	dz	12	12	11	9	good	78	2000	51	1022
18	NNW	9	10	12	330	11	15	330	12	16	dz	12	11	11	8	good	78	2000	49	1021
Monday 15 June 2026																				
00	N	3	6	5	0	6	9	350	7	10	nsw	10	10	10	8	good	82	2000	58	1020
06	ENE	5	6	7	40	8	10	30	10	12	nsw	10	10	9	7	good	79	3500	59	1018
12	ESE	8	9	11	100	9	12	80	9	12	nsw	12	11	11	7	good	73	3500	67	1017
18	ESE	11	13	16	110	13	17	110	13	18	dz	12	11	11	8	good	79	3500	74	1015
Tuesday 16 June 2026																				
00	ESE	11	14	17	120	15	20	110	17	22	ra	11	11	10	9	good	87	2000	68	1012
06	ESE	12	15	17	120	17	23	120	20	25	ra	12	11	11	9	good	86	2000	74	1009
12	SE	11	12	16	130	16	21	130	18	23	ra	13	13	12	9	good	78	2000	73	1006
18	SSE	9	11	13	150	15	18	140	17	21	ra	13	12	12	9	good	79	2000	66	1004
Wednesday 17 June 2026																				
00	SSW	9	10	11	200	14	18	190	17	20	ra	12	11	11	9	good	86	1000	78	1003
06	SW	10	12	13	210	15	18	200	17	20	ra	12	12	11	10	good	90	500	75	1002

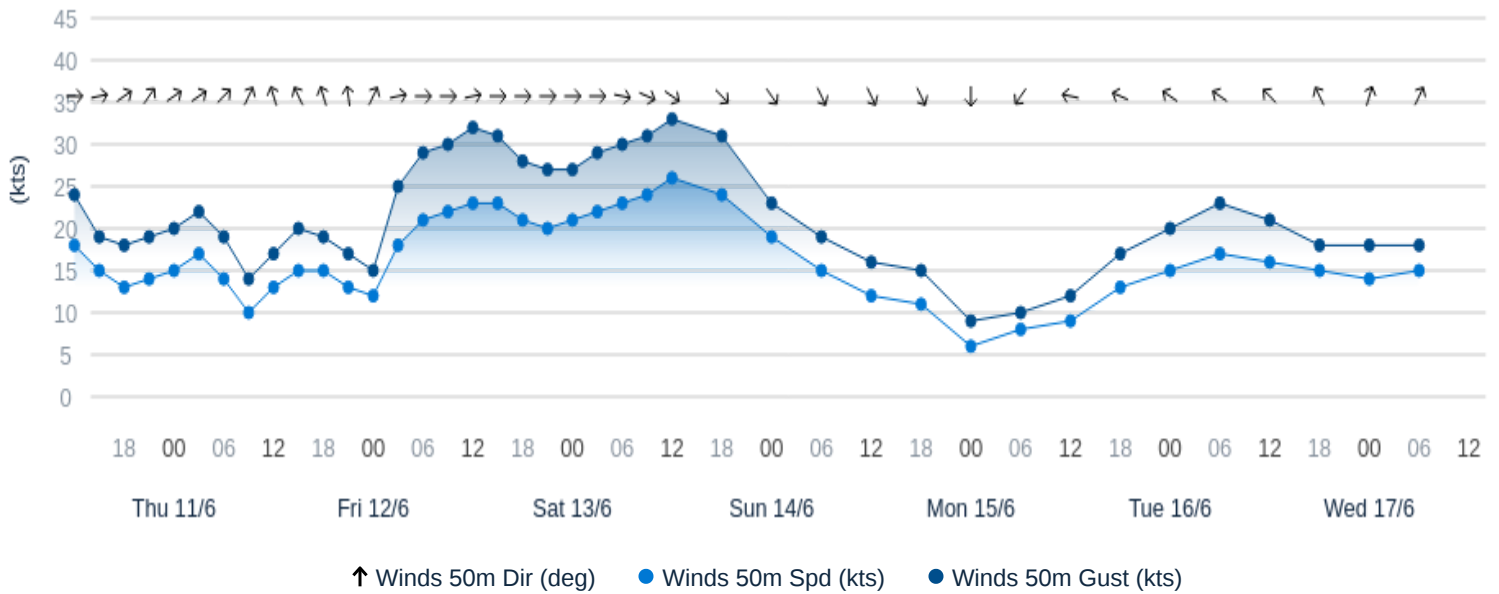
WX=Weather, FG=Fog, DZ=Drizzle, RA=Rain, SN=Snow, SHRA=Rainshower, SHSN=Snowshower, GR=Hail, TS=Thunderstorm, NSW=No sig weather

Copyright 2026© DTN

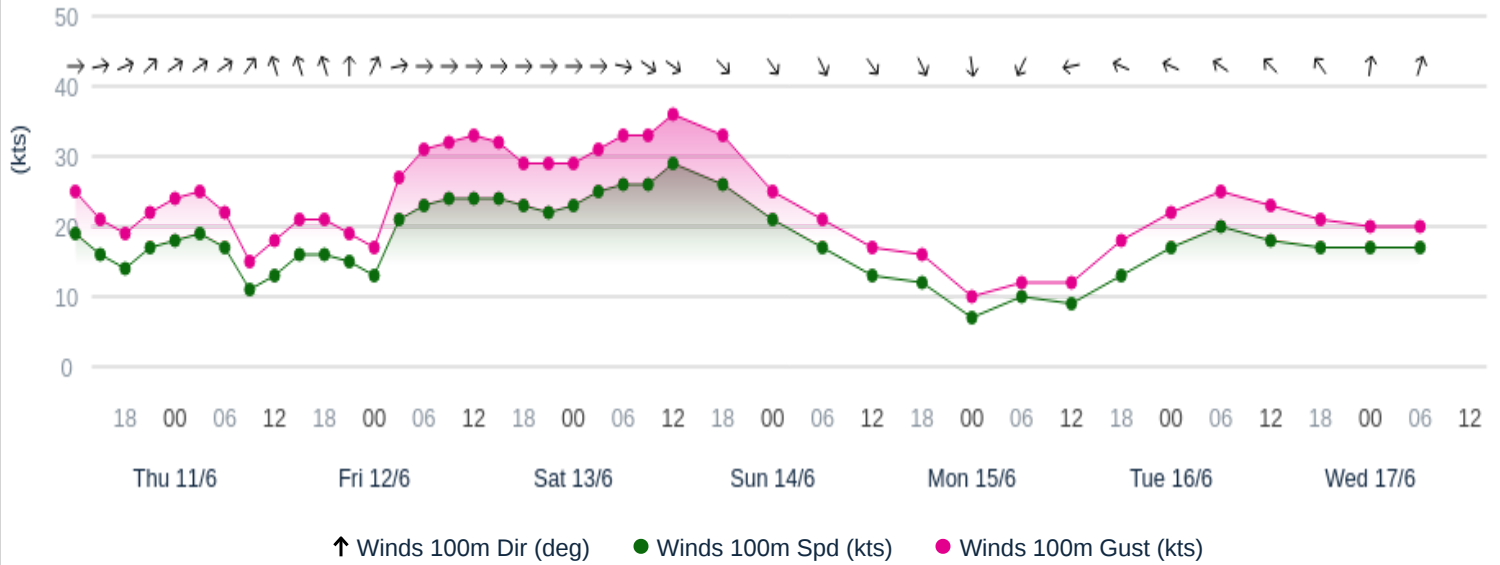
10m Wind Graph - 7 Day Scapa Flow



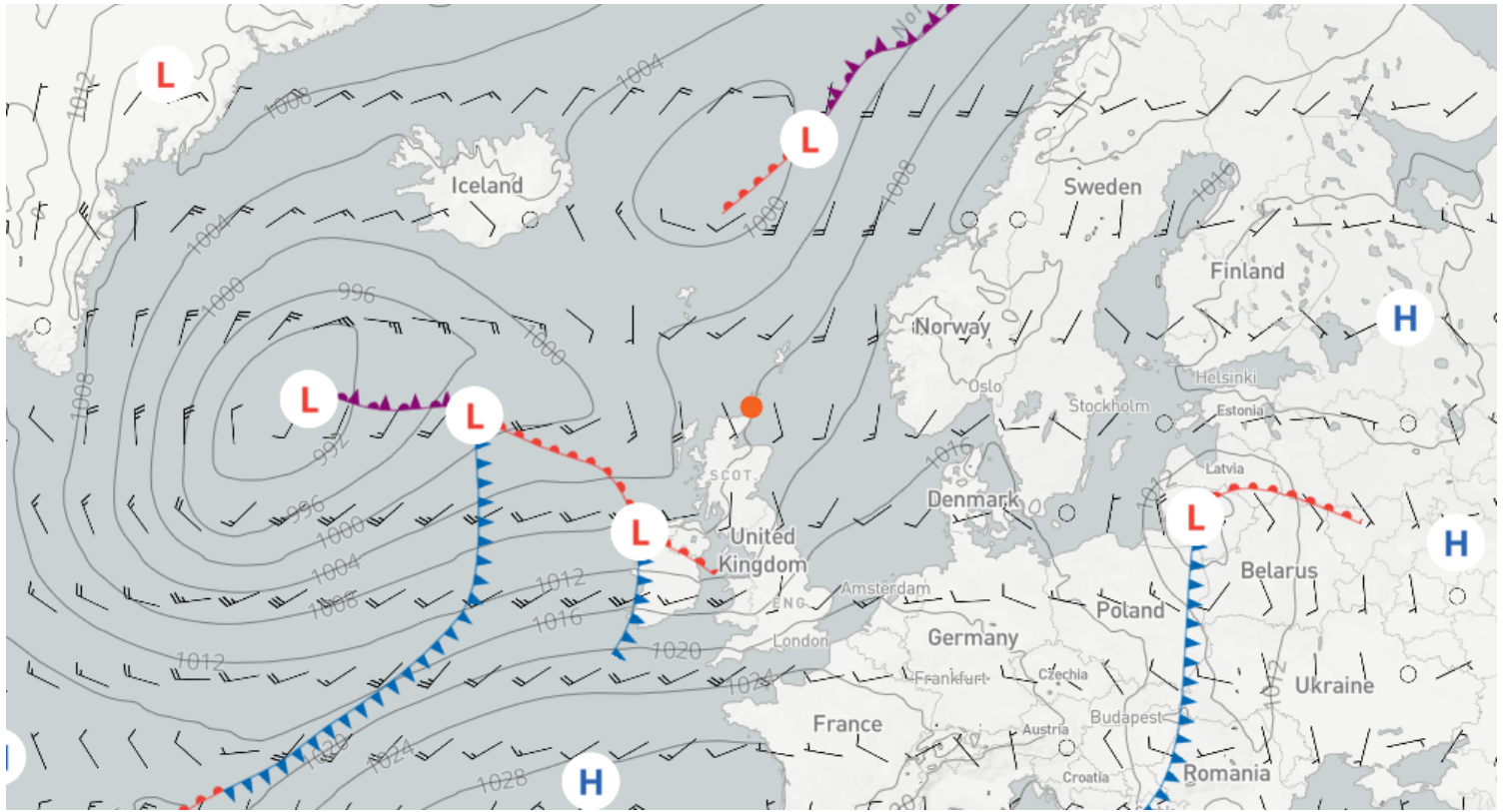
50m Wind Graph - 7 Day Scapa Flow



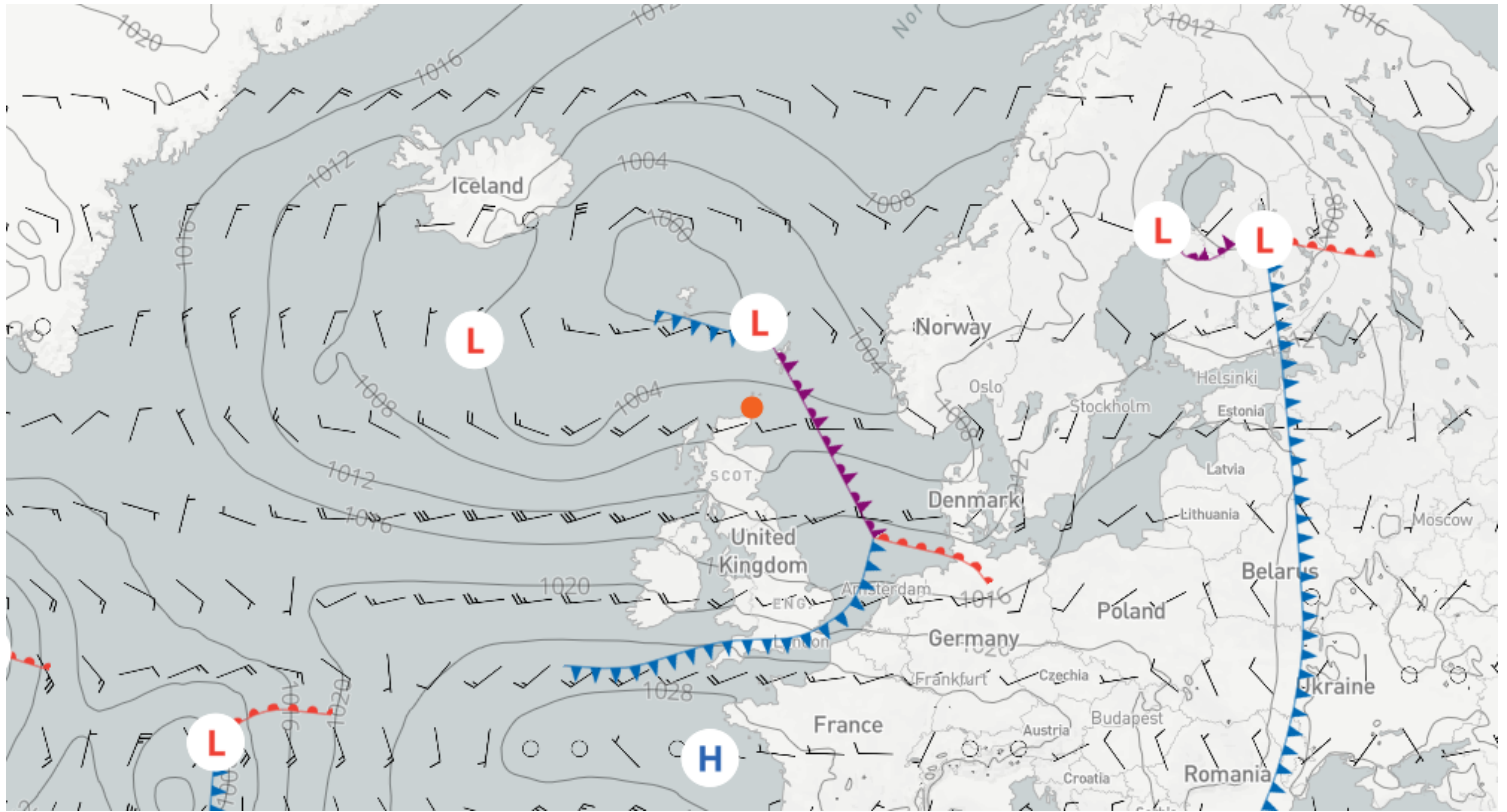
100m Wind Graph - 7 Day Scapa Flow



Issued on 10 June 2026, 12:00 UTC | Forecast for 11 June 2026, 12:00 UTC (+24) | 10m Wind Speed + Surface Pressure and Fronts



Issued on 10 June 2026, 12:00 UTC | Forecast for 12 June 2026, 12:00 UTC (+48) | 10m Wind Speed + Surface Pressure and Fronts



page intentionally left blank