



Single Location Forecast - 7 Day

Scapa Flow (58°53'N 003°02'W)
Scapa Flow
Orkney Harbour DTNO_REF_19049545

offshore@dtn.com
+31 (0)30 8082022 (Utrecht office)
+44 (0)1224 042444 (Aberdeen office)
www.meteogroupoffshore.com

Issued on 06 June 2026, 14:01 UTC

Meteorological Situation

A low-pressure core over the British Isles will be influencing the weather across the region through the remainder of today. Within a larger area of low-pressure over the Atlantic, frontal system are set to cross over the UK between tomorrow and Monday with more periods of unsettled weather expected. Furthermore, this area of low-pressure will continue to influence the weather until the end of next week. Local conditions next 72 hrs: Wind: SSE-ly, moderate to fresh, becoming light and variable from tomorrow afternoon. Sea temperature: 11-12C.

Warnings (next 24 Hours)

Gale ● Nil
Wind Shear ● Nil
Lightning Risk ● Low
Confidence ● Low

Criteria Levels

Winds 10m Spd
35 kts

UTC	Winds										Weather									
	10m				50m			100m			Type (text)	Air						Cloud		MSLP (hPa)
	Dir (text)	Spd (kts)	Risk (kts)	Gust (kts)	Dir (deg)	Spd (kts)	Gust (kts)	Dir (deg)	Spd (kts)	Gust (kts)		T10 (°C)	T50 (°C)	T100 (°C)	Td10 (°C)	Vis10 (text)	RH (%)	Base (ft)	Frac (%)	
Saturday 06 June 2026																				
12	SE	14	16	20	140	19	25	140	21	27	nsw	13	12	12	10	good	85	nlc	67	1007
15	SE	16	17	23	140	21	28	150	23	30	nsw	12	12	12	10	good	84	nlc	74	1006
18	SE	15	17	22	140	21	27	140	23	30	nsw	12	12	12	10	good	86	3500	73	1007
21	SE	14	16	20	140	20	26	150	22	28	nsw	11	11	11	10	good	92	1000	75	1007
Sunday 07 June 2026																				
00	SE	13	14	18	150	18	24	150	21	26	nsw	11	11	11	11	good	95	1000	74	1006
03	SSE	11	13	16	150	17	21	160	19	24	ra	11	11	11	11	md/gd	96	500	77	1006
06	SSE	11	13	15	160	15	20	170	17	22	ra	12	11	11	11	md/gd	96	1000	73	1005
09	SSE	10	12	15	170	14	19	180	16	20	dz	13	13	13	11	good	87	nlc	35	1006
12	SSE	12	14	17	170	16	21	180	18	23	nsw	14	14	15	10	good	80	nlc	54	1006
15	S	9	11	13	190	10	15	200	11	15	shra	13	14	14	11	good	84	3500	69	1006
18	SW	6	8	9	240	8	11	250	8	11	shra	13	13	13	11	good	86	nlc	59	1006
21	SW	3	5	5	240	5	7	260	6	8	nsw	12	12	12	10	good	88	nlc	72	1007
Monday 08 June 2026																				
00	S	3	4	5	240	3	6	290	4	7	shra	11	11	11	10	good	89	nlc	71	1007
03	SSE	3	5	5	110	5	7	40	6	8	shra	11	11	10	9	good	90	nlc	76	1007
06	SSE	5	7	8	90	7	10	20	8	11	shra	11	10	10	9	good	88	2000	74	1007
09	SW	6	7	9	260	8	12	300	9	13	ra	11	11	10	8	good	81	2000	63	1006
12	WSW	7	8	9	270	9	11	290	10	12	ra	12	11	11	8	good	75	3500	64	1006
15	SW	6	7	9	230	7	10	250	8	10	ra	12	11	11	7	good	75	3500	56	1007
18	SSW	6	7	9	220	7	10	220	8	10	ra	12	11	11	8	good	79	nlc	55	1007
21	S	4	6	6	190	6	8	200	8	10	ra	11	10	10	8	good	85	nlc	39	1007
Tuesday 09 June 2026																				
00	S	4	5	6	180	7	9	190	8	10	ra	10	10	10	8	good	86	nlc	20	1006
03	SSW	3	5	5	190	5	7	180	6	8	ra	10	10	10	8	good	88	nlc	13	1005



Single Location Forecast - 7 Day

Scapa Flow (58°53'N 003°02'W)
Scapa Flow
Orkney Harbour DTNO_REF_19049545

offshore@dtn.com
+31 (0)30 8082022 (Utrecht office)
+44 (0)1224 042444 (Aberdeen office)
www.meteogroupoffshore.com

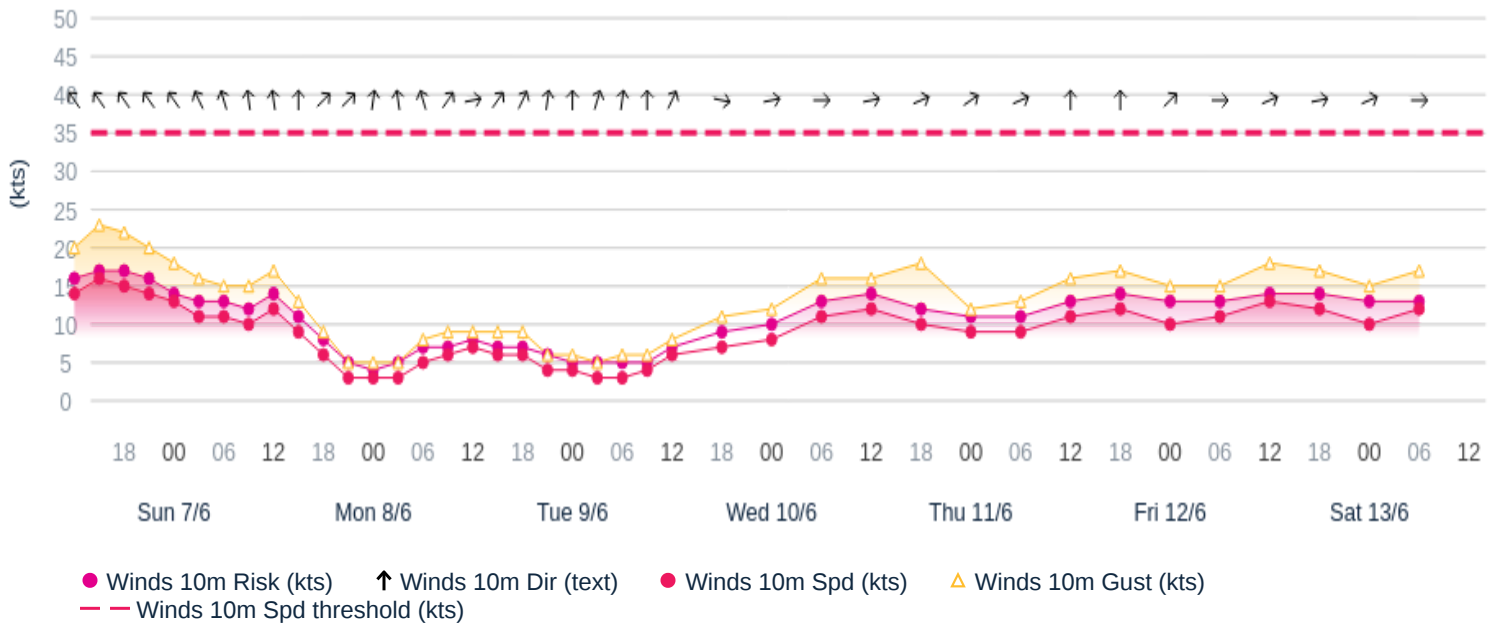
Issued on 06 June 2026, 14:01 UTC

UTC	Winds										Weather									
	10m				50m			100m			Type (text)	Air					Cloud		MSLP (hPa)	
	Dir (text)	Spd (kts)	Risk (kts)	Gust (kts)	Dir (deg)	Spd (kts)	Gust (kts)	Dir (deg)	Spd (kts)	Gust (kts)		T10 (°C)	T50 (°C)	T100 (°C)	Td10 (°C)	Vis10 (text)	RH (%)	Base (ft)		Frac (%)
06	S	3	5	6	190	4	7	180	5	8	dz	11	10	10	9	good	87	nlc	19	1005
09	S	4	5	6	190	4	6	190	5	7	nsw	12	11	11	8	good	79	2000	36	1005
12	SSW	6	7	8	210	7	9	210	7	9	shra	12	11	11	8	good	77	nlc	64	1005
18	W	7	9	11	280	9	12	290	9	13	ra	11	11	10	7	good	78	3500	73	1006
Wednesday 10 June 2026																				
00	WSW	8	10	12	270	11	15	270	12	16	shra	10	10	9	8	good	87	3500	71	1007
06	W	11	13	16	270	14	18	260	15	19	nsw	10	10	9	7	good	83	1000	60	1007
12	WSW	12	14	16	260	13	18	260	13	18	dz	11	11	10	7	good	74	2000	57	1008
18	WSW	10	12	18	250	13	20	240	14	21	ra	11	11	10	7	good	74	3500	60	1008
Thursday 11 June 2026																				
00	SW	9	11	12	250	11	14	250	13	15	dz	10	10	10	7	good	80	2000	55	1008
06	WSW	9	11	13	260	11	15	270	12	16	dz	10	10	9	7	good	81	nlc	44	1008
12	S	11	13	16	200	13	17	210	13	18	nsw	12	12	11	8	good	76	nlc	64	1008
18	S	12	14	17	180	13	19	170	14	19	ra	12	12	11	9	good	82	nlc	61	1006
Friday 12 June 2026																				
00	SW	10	13	15	250	15	19	260	17	21	ra	11	11	11	9	good	89	nlc	62	1004
06	W	11	13	15	270	16	21	260	18	23	ra	11	11	10	9	good	88	nlc	50	1004
12	WSW	13	14	18	250	19	24	240	21	27	shra	12	12	12	9	good	81	nlc	57	1004
18	WSW	12	14	17	260	16	21	250	17	22	shra	12	12	11	9	md/gd	81	nlc	67	1005
Saturday 13 June 2026																				
00	WSW	10	13	15	250	15	19	250	17	21	shra	11	11	10	9	good	86	1000	42	1010
06	W	12	13	17	260	15	20	260	17	22	shra	11	11	11	9	good	87	1000	64	1012

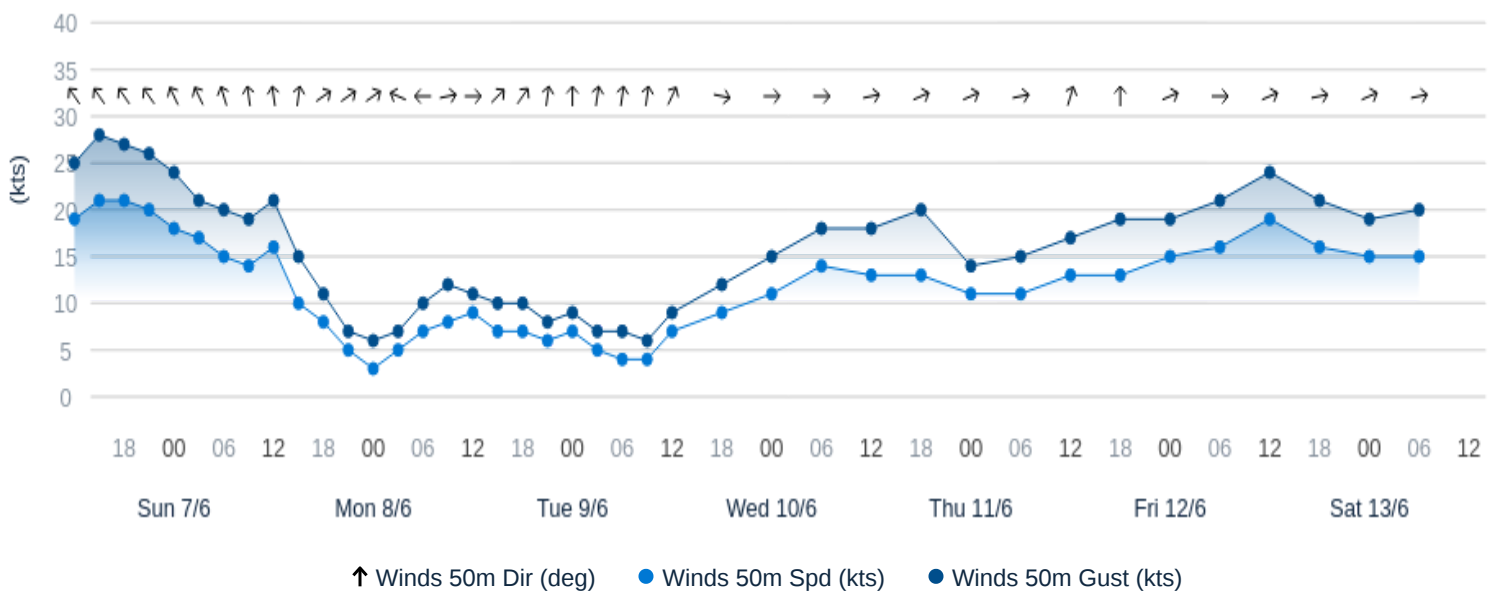
WX=Weather, FG=Fog, DZ=Drizzle, RA=Rain, SN=Snow, SHRA=Rainshower, SHSN=Snowshower, GR=Hail, TS=Thunderstorm, NSW=No sig weather

Copyright 2026© DTN

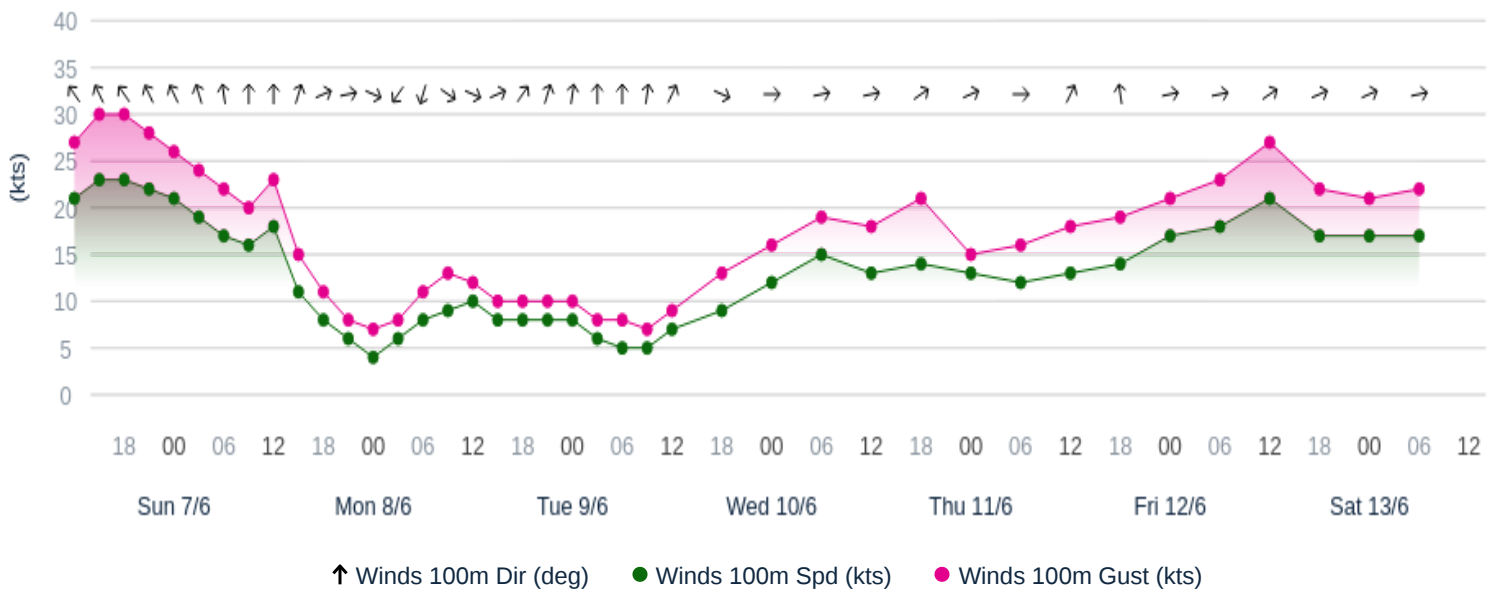
10m Wind Graph - 7 Day Scapa Flow



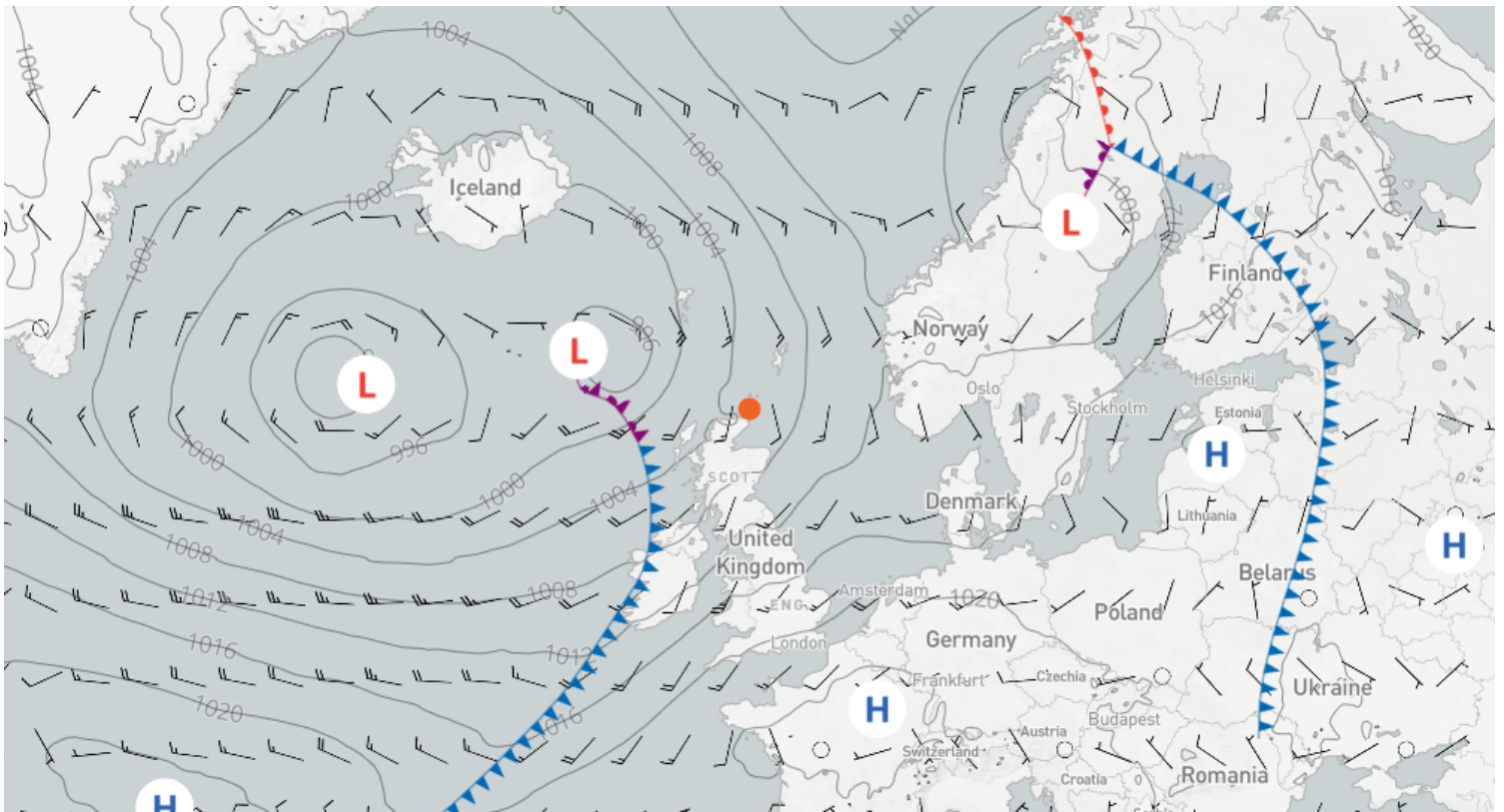
50m Wind Graph - 7 Day Scapa Flow



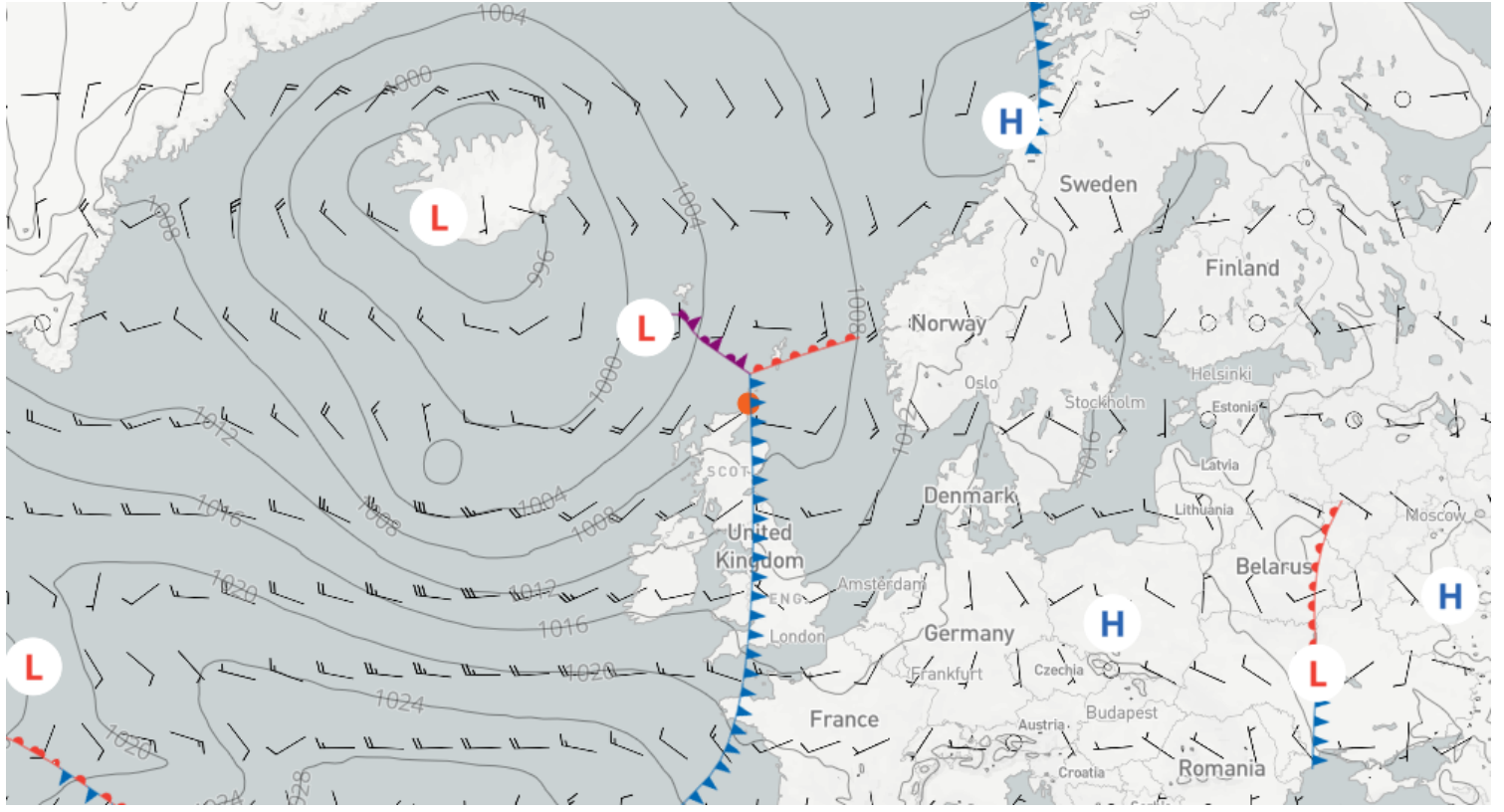
100m Wind Graph - 7 Day Scapa Flow



Issued on 06 June 2026, 12:00 UTC | Forecast for 07 June 2026, 12:00 UTC (+24) | 10m Wind Speed + Surface Pressure and Fronts



Issued on 06 June 2026, 12:00 UTC | Forecast for 08 June 2026, 12:00 UTC (+48) | 10m Wind Speed + Surface Pressure and Fronts



page intentionally left blank