

Meteorological Situation

A complex low pressure system can be found over the northern Atlantic near Iceland. From Friday into Saturday a weak mobile ridge will cross Scotland with dry weather. Early Saturday another Low reaches the UK from the south-west, the frontal trough crossing Scapa bringing showery outbreaks early Sunday. By Sunday evening another frontal system is expected bringing further showery outbreaks. Conditions remain unsettled with a general SW pattern for the next week. Fresh W-lies Friday as the ridge crosses, Saturday ahead of the front fresh SE-lies, with winds expected to remain moderate through the mid week. Local conditions next 72 hrs: Wind: WSW-ly, backing to SE, moderate or fresh breeze. Sea temperature: 11-12C.

Warnings (next 24 Hours)

Gale ● Nil
 Wind Shear ● Nil
 Lightning Risk ● Low
 Confidence ● Low

Criteria Levels

Winds 10m Spd
 35 kts

UTC	Winds										Weather									
	10m				50m			100m			Type (text)	Air					Cloud		MSLP (hPa)	
	Dir (text)	Spd (kts)	Risk (kts)	Gust (kts)	Dir (deg)	Spd (kts)	Gust (kts)	Dir (deg)	Spd (kts)	Gust (kts)		T10 (°C)	T50 (°C)	T100 (°C)	Td10 (°C)	Vis10 (text)	RH (%)	Base (ft)		Frac (%)
Friday 05 June 2026																				
12	WSW	15	17	22	260	19	26	260	20	27	nsw	12	12	11	7	good	71	3500	35	1001
15	WSW	9	11	13	250	11	15	260	12	16	nsw	12	12	12	7	good	71	3500	51	1003
18	SSW	5	6	7	200	6	8	210	7	9	nsw	12	12	12	9	good	79	nlc	61	1005
21	SE	4	6	6	150	6	7	150	6	8	nsw	11	11	11	9	good	86	nlc	68	1007
Saturday 06 June 2026																				
00	SE	5	6	7	150	8	10	150	9	11	nsw	11	11	12	9	good	87	nlc	61	1007
03	SE	6	9	9	140	11	13	150	13	15	nsw	11	11	11	10	good	91	nlc	76	1006
06	SSE	11	13	16	160	16	21	160	18	23	nsw	11	11	11	9	good	87	nlc	75	1006
09	SSE	13	14	18	150	18	23	160	20	26	nsw	12	12	11	9	good	82	nlc	75	1006
12	SE	14	16	21	140	18	24	140	19	26	nsw	12	12	12	10	good	86	nlc	75	1006
15	SE	16	18	23	140	20	28	140	22	30	nsw	12	12	12	10	good	87	nlc	69	1006
18	SE	16	18	23	150	21	28	150	23	30	nsw	12	12	11	10	good	86	3500	61	1006
21	SSE	15	16	21	150	20	26	150	22	28	nsw	11	11	11	10	good	91	2000	66	1006
Sunday 07 June 2026																				
00	SSE	13	14	18	150	18	23	160	20	26	ra	11	11	11	11	good	95	1000	74	1006
03	SSE	11	13	15	160	16	20	160	18	22	nsw	11	11	11	11	md/gd	96	1000	77	1005
06	SSE	10	12	13	170	15	19	170	17	21	nsw	12	11	11	11	md/gd	96	2000	55	1006
09	SSE	10	12	15	170	15	19	180	17	21	nsw	13	13	13	11	good	87	nlc	54	1006
12	SSE	12	14	16	170	15	20	180	17	21	nsw	14	14	14	11	good	82	3500	64	1007
15	SSE	9	11	13	180	11	15	180	12	15	shra	13	14	14	11	good	83	nlc	70	1007
18	S	6	8	9	190	8	12	200	9	12	ra	13	13	13	10	good	85	nlc	67	1006
21	SW	4	6	6	250	7	9	280	8	10	ra	12	12	11	10	good	90	1000	60	1006
Monday 08 June 2026																				



Single Location Forecast - 7 Day

Scapa Flow (58°53'N 003°02'W)

Scapa Flow
Orkney Harbour DTNO_REF_19049545

offshore@dtn.com
+31 (0)30 8082022 (Utrecht office)
+44 (0)1224 042444 (Aberdeen office)
www.meteogroupoffshore.com

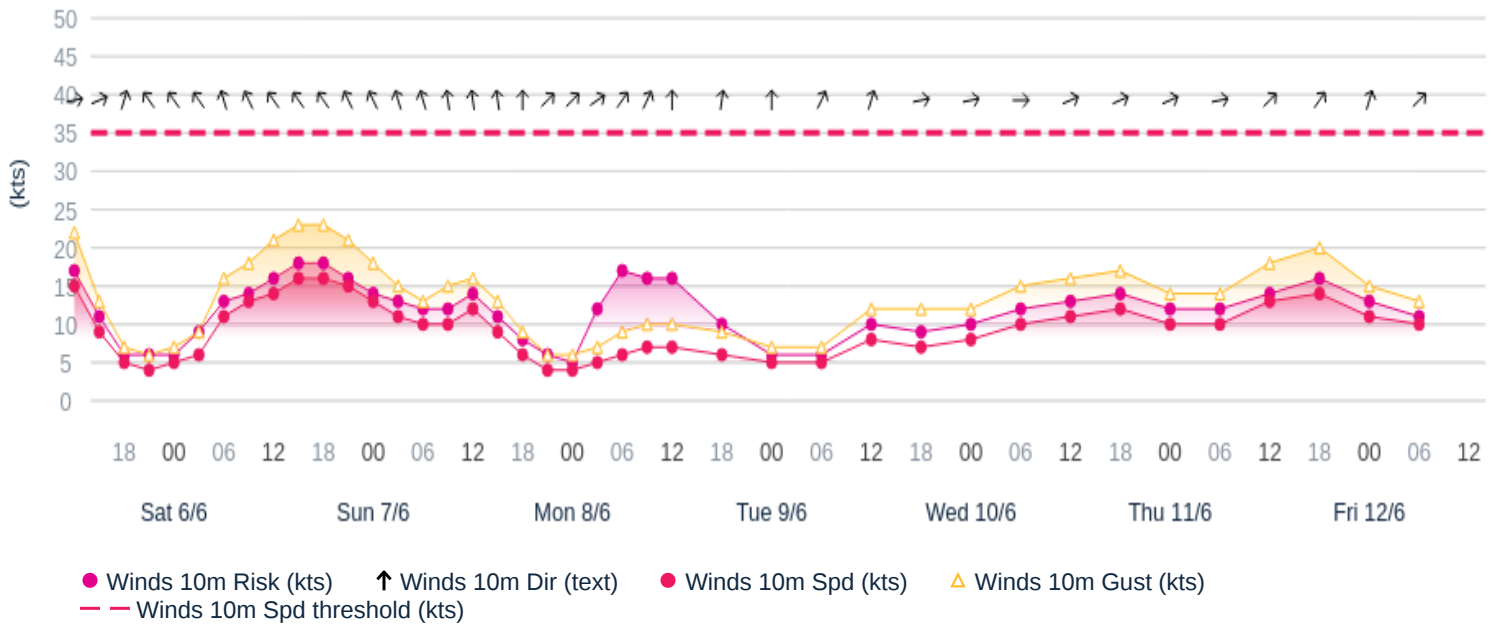
Issued on 05 June 2026, 14:01 UTC

Winds											Weather									
UTC	10m				50m			100m			Type (text)	Air						Cloud		MSLP (hPa)
	Dir (text)	Spd (kts)	Risk (kts)	Gust (kts)	Dir (deg)	Spd (kts)	Gust (kts)	Dir (deg)	Spd (kts)	Gust (kts)		T10 (°C)	T50 (°C)	T100 (°C)	Td10 (°C)	Vis10 (text)	RH (%)	Base (ft)	Frac (%)	
00	SW	4	5	6	240	5	7	260	6	8	ra	11	11	11	10	good	92	nlc	62	1007
03	SW	5	12	7	250	9	11	250	10	12	shra	10	10	10	9	good	89	nlc	57	1007
06	SW	6	17	9	230	8	11	240	9	11	shra	10	10	10	8	good	86	2000	57	1007
09	SSW	7	16	10	220	9	12	230	10	12	ra	11	11	11	7	good	77	2000	51	1008
12	S	7	16	10	190	8	11	200	9	11	ra	12	12	11	8	good	76	3500	61	1009
18	S	6	10	9	180	7	9	170	7	9	ra	12	11	11	8	good	81	3500	64	1008
Tuesday 09 June 2026																				
00	S	5	6	7	180	8	10	190	10	11	nsw	10	10	10	9	good	89	nlc	41	1007
06	SSW	5	6	7	210	6	8	220	6	9	nsw	10	10	10	7	good	83	nlc	57	1006
12	SSW	8	10	12	220	12	15	240	13	17	shra	12	11	11	7	good	76	nlc	59	1006
18	WSW	7	9	12	270	9	14	280	10	15	shra	11	11	10	7	good	76	3500	62	1006
Wednesday 10 June 2026																				
00	WSW	8	10	12	270	13	17	290	15	19	ra	10	10	9	7	good	84	2000	63	1006
06	W	10	12	15	280	14	19	290	16	21	ra	10	10	9	7	good	81	2000	58	1006
12	WSW	11	13	16	260	17	21	280	20	24	ra	11	11	10	7	good	75	2000	68	1007
18	WSW	12	14	17	270	17	22	280	19	24	ra	11	11	10	7	good	77	1000	68	1007
Thursday 11 June 2026																				
00	WSW	10	12	14	260	17	20	280	20	24	ra	10	10	10	8	good	87	500	60	1008
06	WSW	10	12	14	270	15	20	280	18	22	dz	11	10	10	8	good	83	500	57	1009
12	SW	13	14	18	230	18	23	230	20	26	dz	12	11	11	8	good	79	3500	50	1009
18	SW	14	16	20	190	22	28	160	25	31	ra	12	11	11	9	good	82	nlc	57	1007
Friday 12 June 2026																				
00	SSW	11	13	15	190	19	23	180	23	27	ra	11	11	10	10	md/gd	92	1000	67	1005
06	SW	10	11	13	230	15	19	230	17	21	ra	11	11	11	10	good	93	3500	68	1005

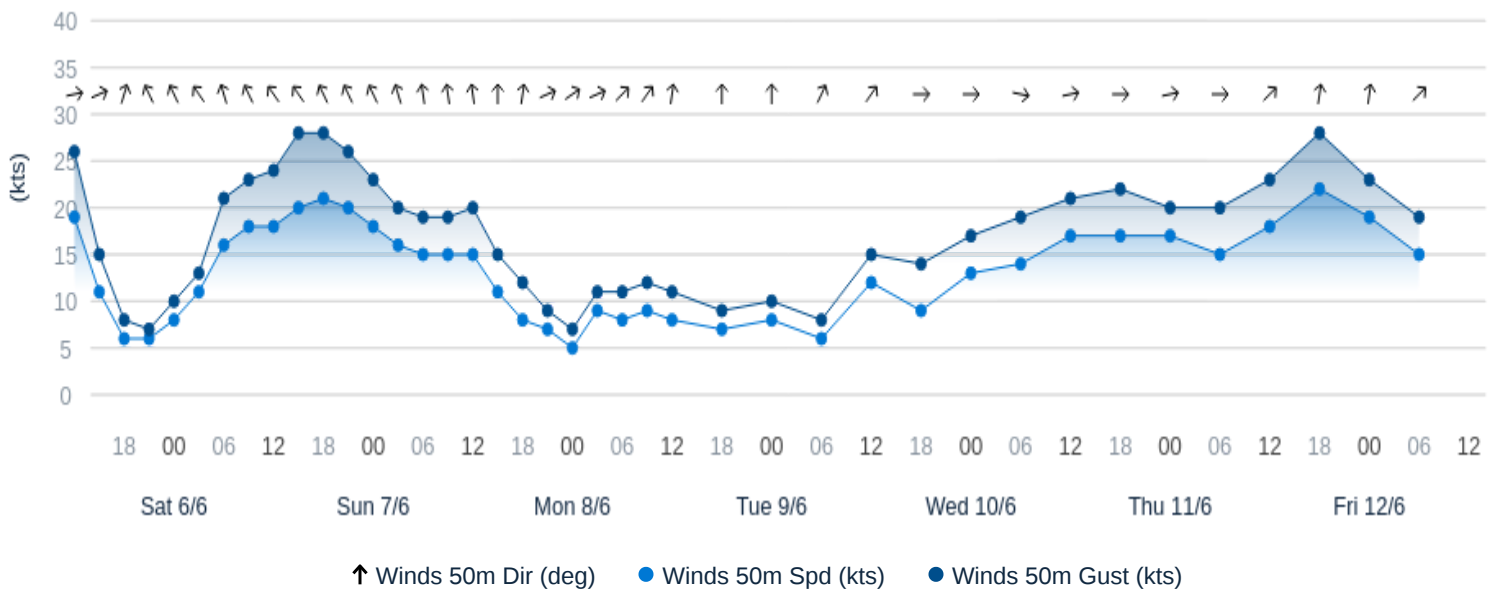
WX=Weather, FG=Fog, DZ=Drizzle, RA=Rain, SN=Snow, SHRA=Rainshower, SHSN=Snowshower, GR=Hail, TS=Thunderstorm, NSW=No sig weather

Copyright 2026© DTN

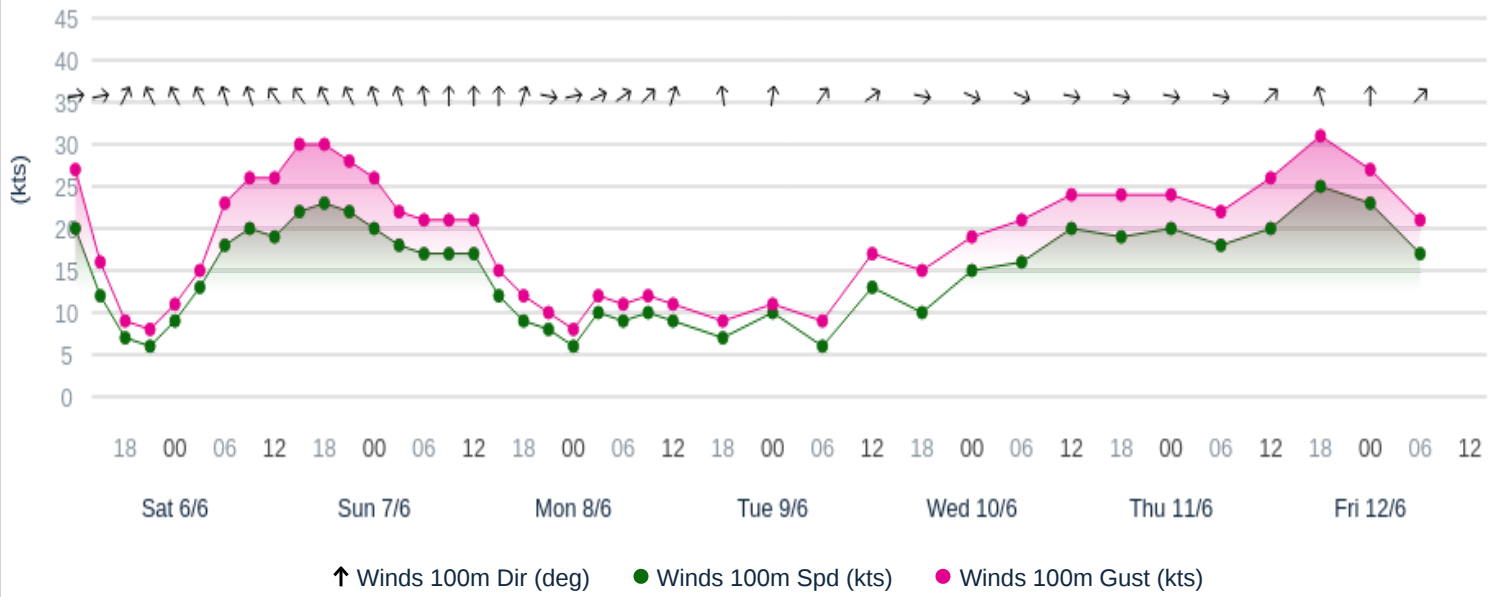
10m Wind Graph - 7 Day Scapa Flow



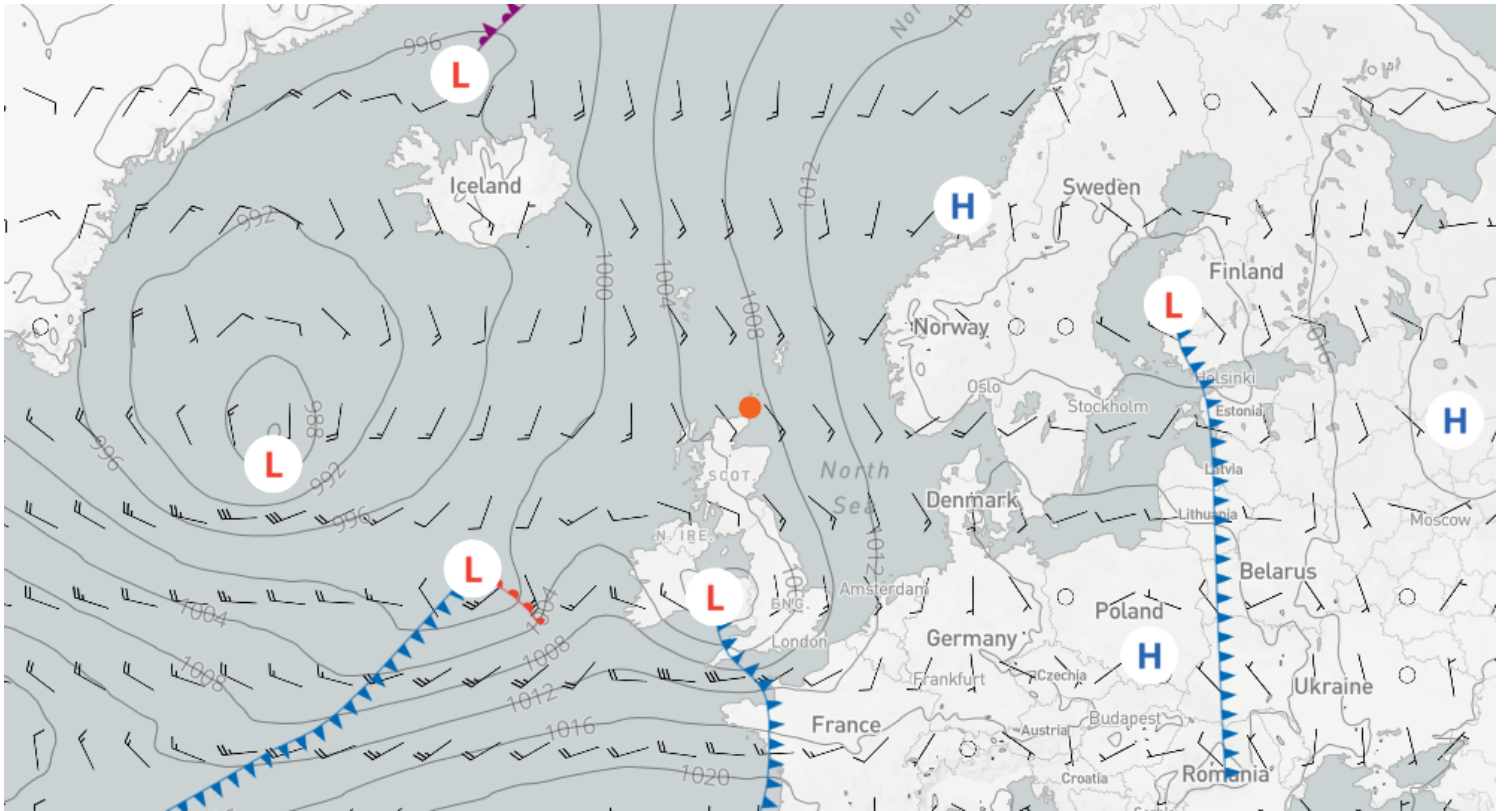
50m Wind Graph - 7 Day Scapa Flow



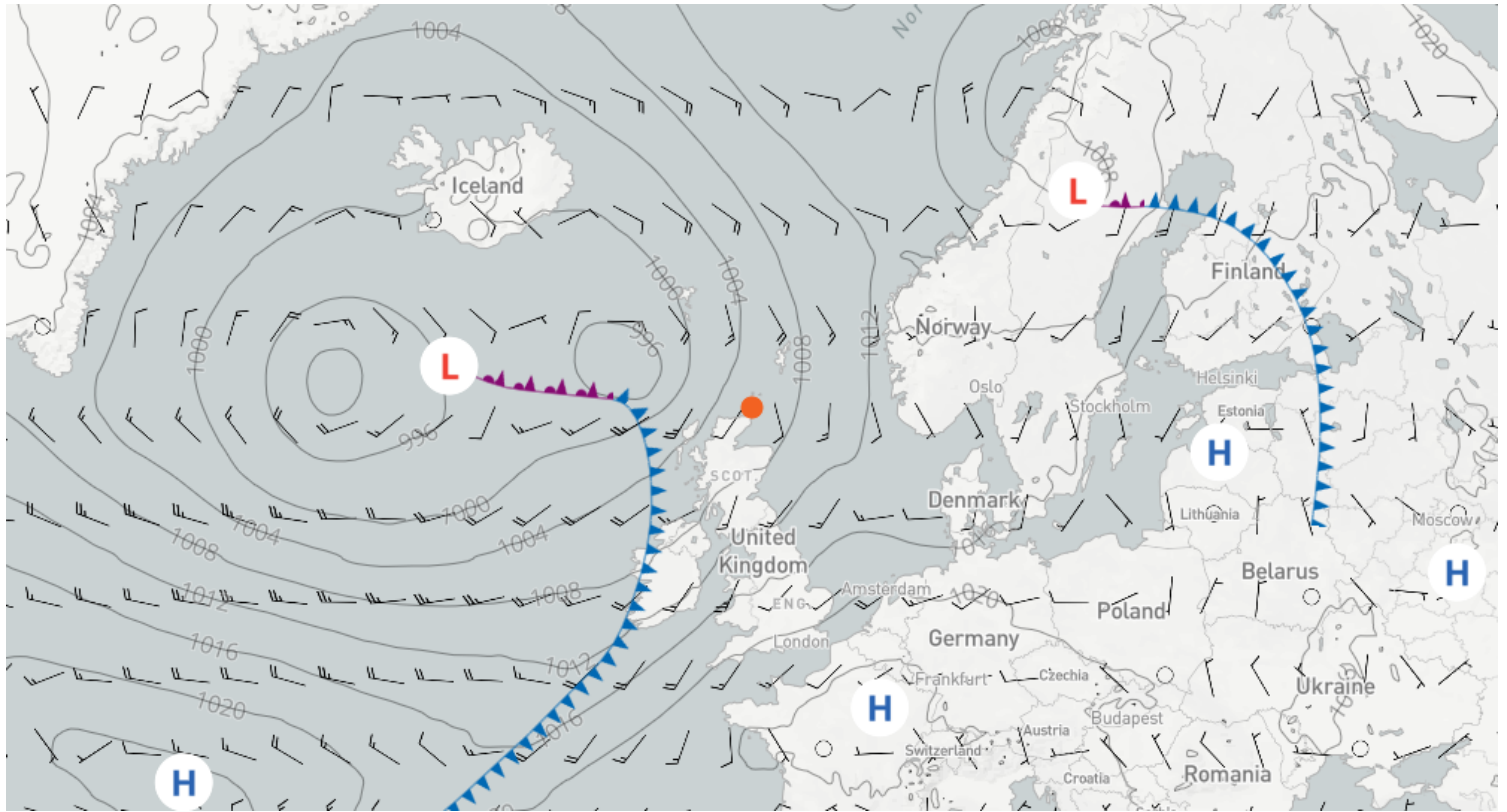
100m Wind Graph - 7 Day Scapa Flow



Issued on 05 June 2026, 12:00 UTC | Forecast for 06 June 2026, 12:00 UTC (+24) | 10m Wind Speed + Surface Pressure and Fronts



Issued on 05 June 2026, 12:00 UTC | Forecast for 07 June 2026, 12:00 UTC (+48) | 10m Wind Speed + Surface Pressure and Fronts



page intentionally left blank