



Single Location Forecast - 7 Day

Scapa Flow (58°53'N 003°02'W)
Scapa Flow
Orkney Harbour DTNO_REF_19049545

offshore@dtn.com
+31 (0)30 8082022 (Utrecht office)
+44 (0)1224 042444 (Aberdeen office)
www.meteogroupoffshore.com

Issued on 15 May 2025, 14:01 UTC

Meteorological Situation

High-pressure centred east of Faroe Islands is expected to slowly move to east of Iceland over the next few days. This will result in a week pressure gradient over Orkney with mostly gentle to light winds today, increasing to light or moderate on Friday and Saturday. On Sunday, a trough is expected to push across the North Sea from the east and winds are set to increase to moderate or fresh. The weather is expected to remain mostly clear and sunny, becoming cloudy on Sunday. Local conditions next 72 hrs: Wind: ENE-ly, backing to N, light, increasing to moderate on 18 May 12 UTC. Sea temperature: 11-12C.

Warnings (next 24 Hours)

Gale ● Nil
Wind Shear ● Nil
Lightning Risk ● Low
Confidence ● Low

Criteria Levels

Winds 10m Spd
35 kts

UTC	Winds										Weather									
	10m				50m			100m			Type (text)	Air				Cloud		MSLP (hPa)		
	Dir (text)	Spd (kts)	Risk (kts)	Gust (kts)	Dir (deg)	Spd (kts)	Gust (kts)	Dir (deg)	Spd (kts)	Gust (kts)		T10 (°C)	T50 (°C)	T100 (°C)	Td10 (°C)	Vis10 (text)	RH (%)		Base (ft)	Frac (%)
Thursday 15 May 2025																				
12	ENE	7	10	10	60	8	11	60	8	11	nsw	12	12	11	8	good	74	nlc	17	1033
15	ENE	7	10	10	70	8	11	60	8	11	nsw	13	12	12	8	good	72	nlc	10	1033
18	NE	6	9	9	40	8	11	30	9	12	nsw	12	12	11	8	good	76	nlc	11	1033
21	NNE	3	6	5	20	8	11	20	11	15	nsw	10	10	10	8	good	87	nlc	9	1033
Friday 16 May 2025																				
00	N	4	7	6	10	9	13	20	11	15	nsw	9	9	9	8	good	91	nlc	7	1033
03	N	4	7	6	0	8	11	20	11	15	nsw	9	9	9	7	good	92	nlc	8	1032
06	N	3	4	5	0	7	10	0	9	12	nsw	10	9	9	8	good	87	nlc	7	1032
09	N	6	6	9	10	9	12	10	10	14	nsw	12	12	11	7	good	71	nlc	4	1032
12	NNE	7	8	10	10	9	13	10	11	15	nsw	13	13	12	7	good	65	nlc	1	1033
15	N	8	9	10	10	10	13	10	11	14	nsw	13	13	13	7	good	63	nlc	0	1032
18	N	8	9	10	10	11	13	10	12	14	nsw	12	12	12	7	good	68	nlc	4	1032
21	N	5	6	7	0	10	12	10	12	14	nsw	10	10	10	8	good	84	nlc	1	1032
Saturday 17 May 2025																				
00	N	4	5	6	0	9	11	10	11	13	nsw	10	10	10	8	good	88	nlc	48	1031
03	NNW	5	5	7	350	9	11	0	11	13	nsw	9	9	9	7	good	90	nlc	15	1030
06	NNW	5	5	6	350	10	12	0	12	14	nsw	10	10	9	8	good	87	nlc	1	1030
09	N	6	7	8	0	9	12	10	11	13	nsw	12	12	12	8	good	75	nlc	1	1030
12	N	6	8	9	10	9	12	10	11	13	nsw	13	13	13	8	good	71	nlc	8	1029
15	N	8	9	11	10	12	15	10	13	16	nsw	13	13	12	9	good	74	1000	48	1029
18	N	8	9	11	10	12	15	10	14	17	nsw	12	12	11	9	good	81	nlc	35	1029
21	N	6	7	8	10	12	14	10	14	16	nsw	10	10	10	9	good	93	nlc	15	1029
Sunday 18 May 2025																				
00	N	6	7	8	0	12	14	0	14	16	nsw	10	10	10	9	good	95	1000	33	1029



Single Location Forecast - 7 Day

Scapa Flow (58°53'N 003°02'W)
Scapa Flow
Orkney Harbour DTNO_REF_19049545

offshore@dtn.com
+31 (0)30 8082022 (Utrecht office)
+44 (0)1224 042444 (Aberdeen office)
www.meteogroupoffshore.com

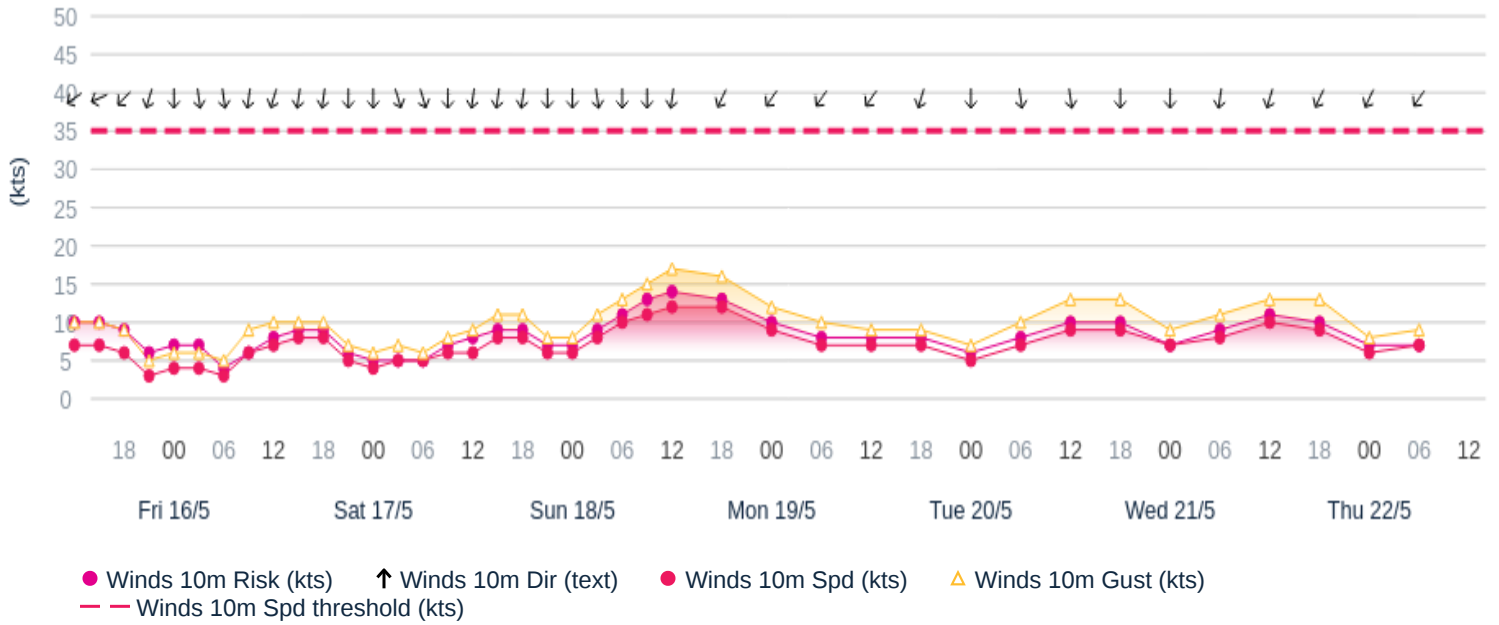
Issued on 15 May 2025, 14:01 UTC

UTC	Winds										Weather									
	10m				50m			100m			Type (text)	Air					Cloud		MSLP (hPa)	
	Dir (text)	Spd (kts)	Risk (kts)	Gust (kts)	Dir (deg)	Spd (kts)	Gust (kts)	Dir (deg)	Spd (kts)	Gust (kts)		T10 (°C)	T50 (°C)	T100 (°C)	Td10 (°C)	Vis10 (text)	RH (%)	Base (ft)		Frac (%)
03	N	8	9	11	350	13	16	350	15	18	nsw	9	9	9	9	good	97	500	62	1028
06	N	10	11	13	350	15	18	350	17	20	nsw	10	9	9	9	good	92	500	62	1028
09	N	11	13	15	0	17	20	0	19	22	nsw	11	11	10	8	good	82	1000	54	1027
12	N	12	14	17	10	16	20	20	18	22	nsw	11	11	10	8	good	79	1000	47	1027
18	NNE	12	13	16	40	15	19	40	16	20	nsw	11	10	10	7	good	79	3500	52	1027
Monday 19 May 2025																				
00	NE	9	10	12	50	14	17	60	16	19	nsw	10	9	9	8	good	89	1000	48	1028
06	NE	7	8	10	40	10	12	40	11	13	nsw	10	10	9	8	good	88	500	53	1028
12	NE	7	8	9	30	9	11	20	9	12	nsw	12	12	11	9	good	80	1000	47	1029
18	NNE	7	8	9	20	10	12	10	11	13	nsw	12	12	11	9	good	83	nlc	5	1028
Tuesday 20 May 2025																				
00	N	5	6	7	0	10	12	10	12	14	nsw	10	10	10	9	good	95	nlc	12	1028
06	N	7	8	10	350	11	14	0	13	15	nsw	10	10	10	9	good	92	500	34	1027
12	N	9	10	13	350	11	15	350	12	16	nsw	13	12	12	9	good	79	nlc	21	1026
18	N	9	10	13	0	13	17	0	15	18	nsw	11	11	10	9	good	84	1000	54	1025
Wednesday 21 May 2025																				
00	N	7	7	9	10	11	13	20	13	15	nsw	9	9	9	7	good	86	1000	35	1024
06	N	8	9	11	10	13	16	20	15	18	nsw	9	9	8	7	good	84	1000	33	1024
12	NNE	10	11	13	30	13	17	30	15	18	nsw	11	10	9	6	good	72	nlc	24	1024
18	NNE	9	10	13	30	14	17	30	16	19	dz	10	10	9	5	good	72	2000	30	1024
Thursday 22 May 2025																				
00	NNE	6	7	8	30	13	15	40	15	17	dz	9	8	8	5	good	79	2000	50	1024
06	NE	7	7	9	40	13	15	50	15	17	dz	9	8	8	5	good	77	2000	65	1023

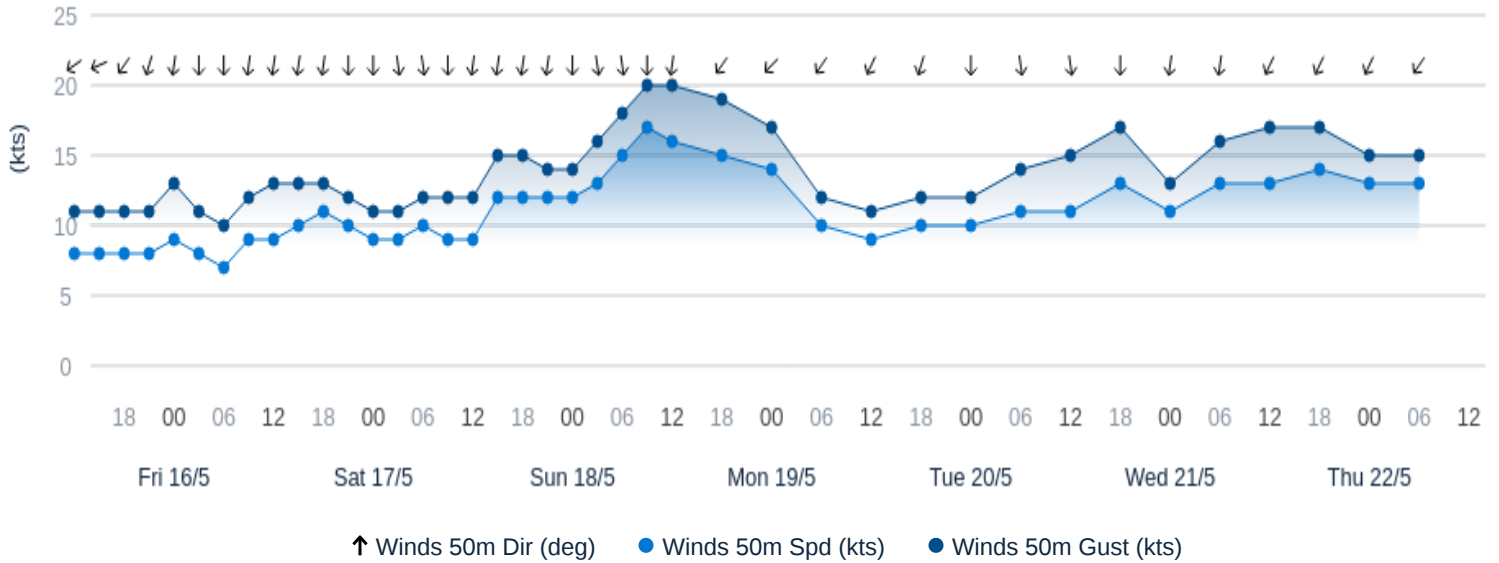
WX=Weather, FG=Fog, DZ=Drizzle, RA=Rain, SN=Snow, SHRA=Rainshower, SHSN=Snowshower, GR=Hail, TS=Thunderstorm, NSW=No sig weather

Copyright 2025© DTN

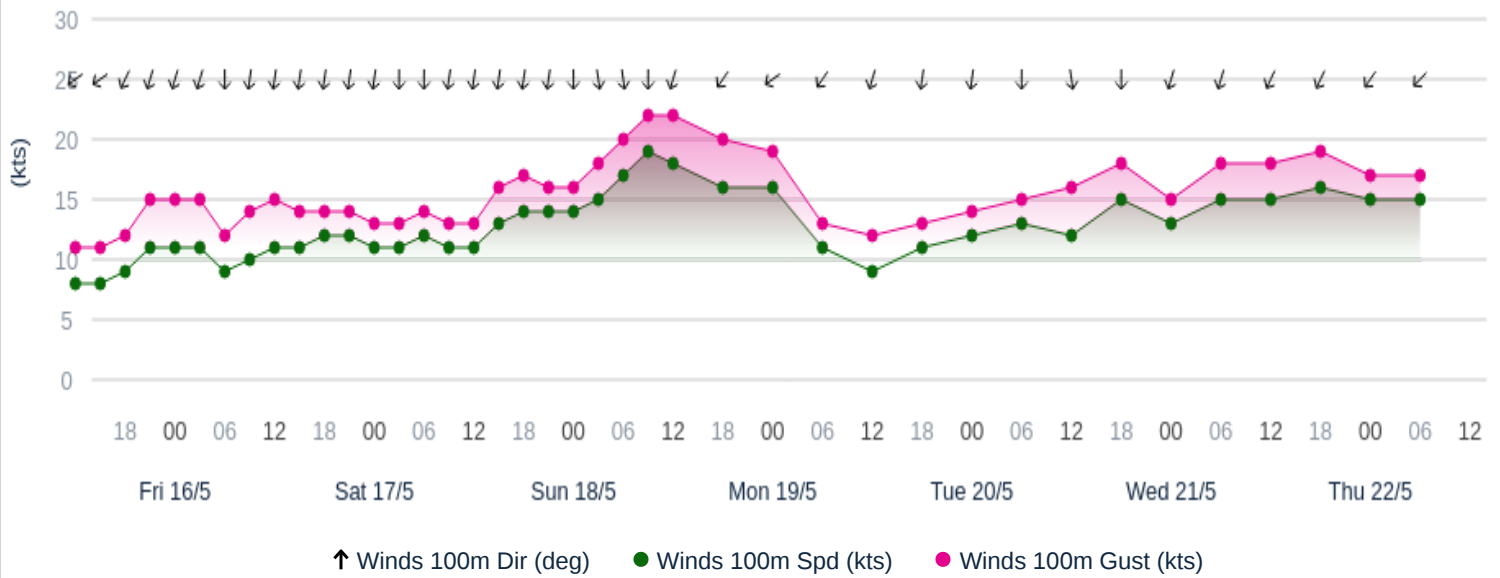
10m Wind Graph - 7 Day Scapa Flow



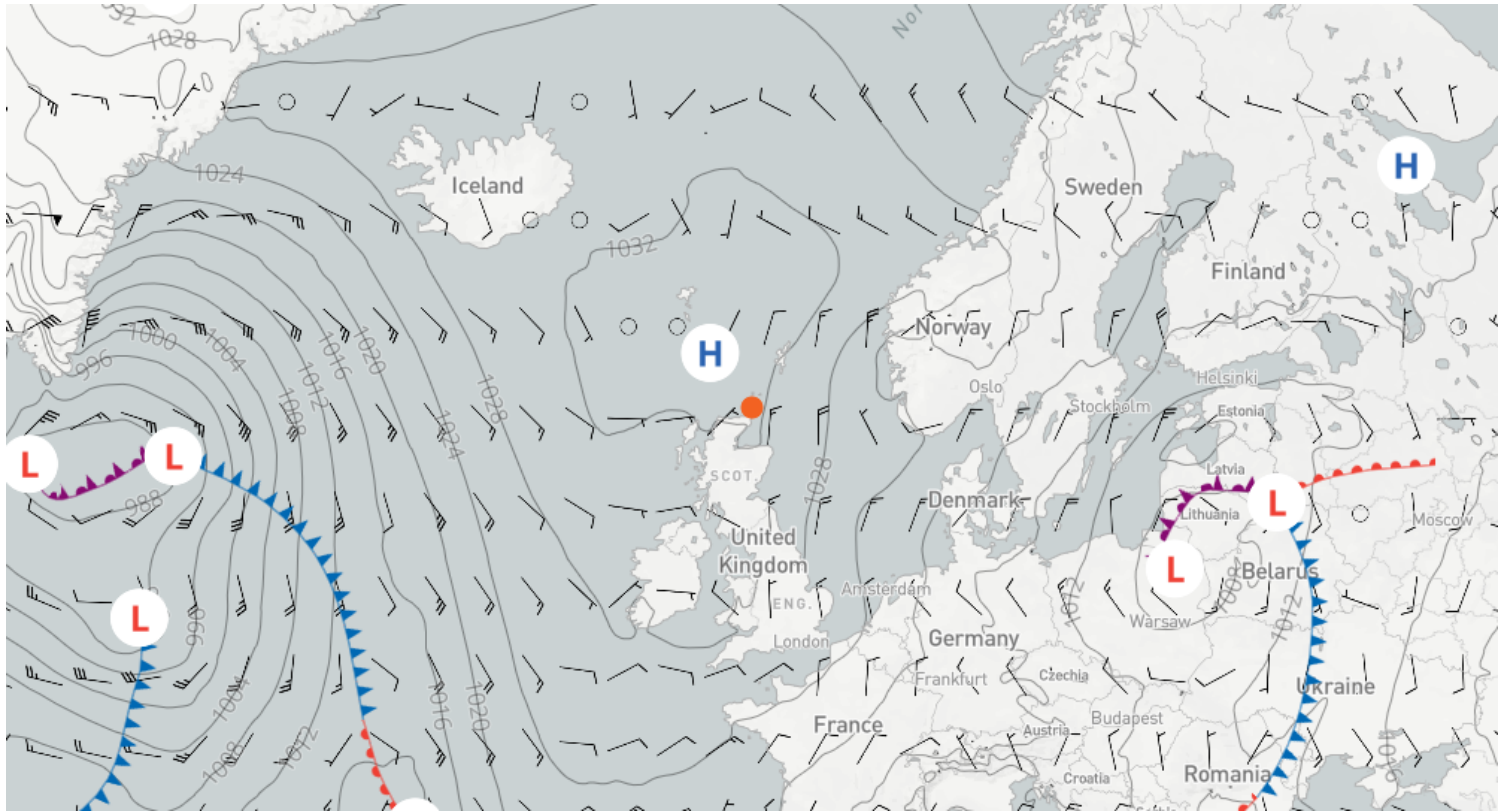
50m Wind Graph - 7 Day Scapa Flow



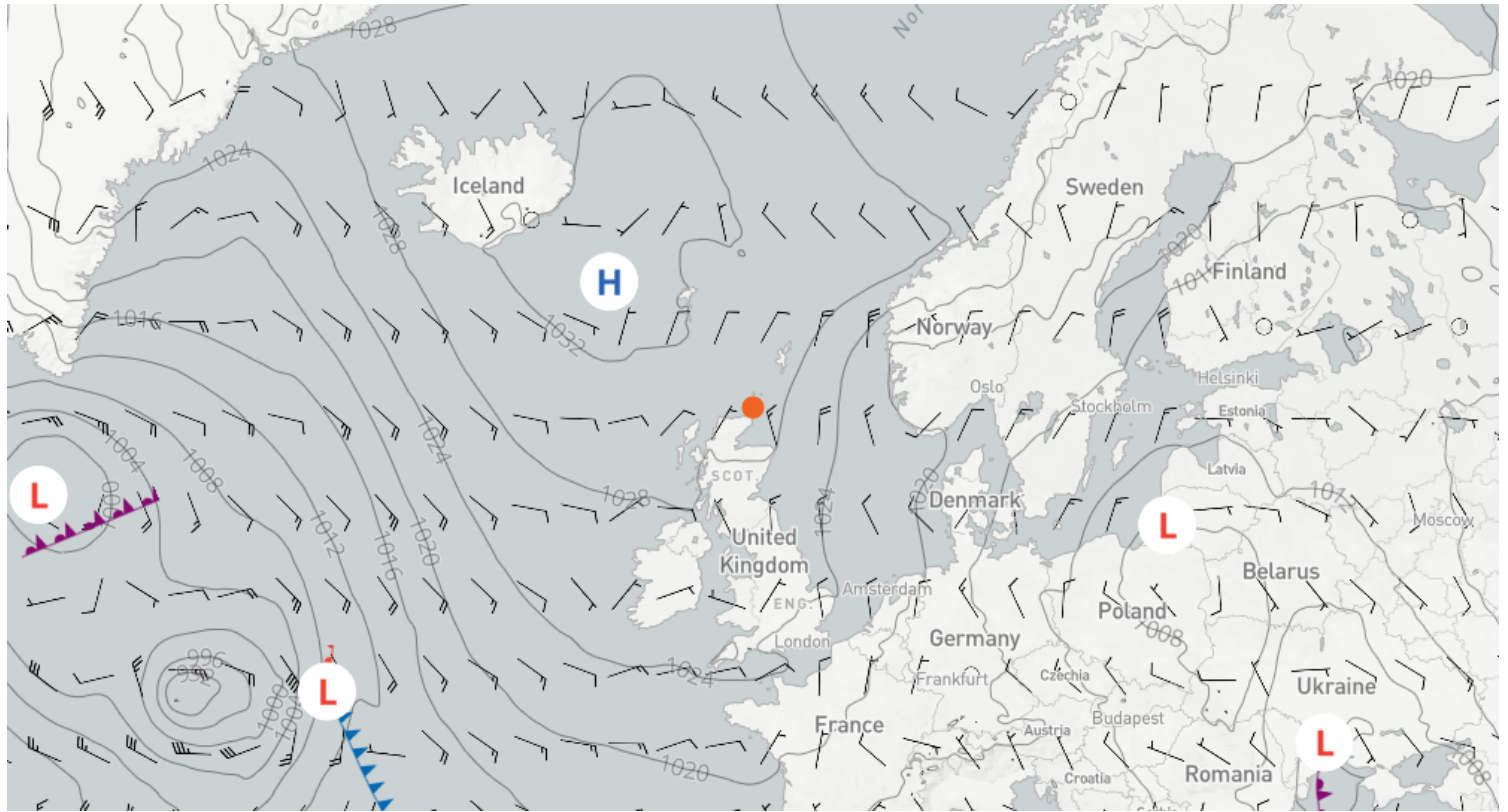
100m Wind Graph - 7 Day Scapa Flow



Issued on 15 May 2025, 12:00 UTC | Forecast for 16 May 2025, 12:00 UTC (+24) | 10m Wind Speed + Surface Pressure and Fronts



Issued on 15 May 2025, 12:00 UTC | Forecast for 17 May 2025, 12:00 UTC (+48) | 10m Wind Speed + Surface Pressure and Fronts



page intentionally left blank