



Single Location Forecast - 7 Day

Scapa Flow (58°53'N 003°02'W)
Scapa Flow
Orkney Harbour DTNO_REF_19049545

offshore@dtn.com
+31 (0)30 8082022 (Utrecht office)
+44 (0)1224 042444 (Aberdeen office)
www.meteogroupoffshore.com

Issued on 30 May 2024, 04:01 UTC

Meteorological Situation

Low pressure will move south through the North Sea during today with the risk of showers. High pressure is then expected to build to the west of Ireland, with a predominantly westerly flow across Orkney into next week. Winds should remain below F5 until the weekend but F6 is possible next week with a tightening pressure gradient. Local conditions next 72 hrs: Wind: N-ly, backing, moderate. Sea temperature: 11-12C.

Warnings (next 24 Hours)

Gale ● Nil
Wind Shear ● Nil
Lightning Risk ● Low
Confidence ● Low

Criteria Levels

Winds 10m Spd
35 kts

UTC	Winds										Weather									
	10m				50m			100m			Type (text)	Air					Cloud		MSLP (hPa)	
	Dir (text)	Spd (kts)	Risk (kts)	Gust (kts)	Dir (deg)	Spd (kts)	Gust (kts)	Dir (deg)	Spd (kts)	Gust (kts)		T10 (°C)	T50 (°C)	T100 (°C)	Td10 (°C)	Vis10 (text)	RH (%)	Base (ft)		Frac (%)
Thursday 30 May 2024																				
03	N	9	13	12	0	13	16	0	14	17	nsw	10	10	10	9	good	93	nlc	28	1010
06	N	12	15	17	0	15	20	0	17	21	nsw	11	11	11	10	good	92	2000	34	1011
09	N	13	15	18	0	16	20	0	17	22	nsw	12	12	11	9	good	81	2000	41	1013
12	NNW	14	15	18	340	16	21	340	17	22	nsw	12	12	11	9	good	79	2000	56	1015
15	NW	14	16	19	330	17	22	330	17	23	nsw	12	11	11	8	good	80	2000	59	1016
18	NW	13	15	17	330	15	19	330	16	20	nsw	12	11	11	8	good	80	2000	68	1017
21	NW	9	13	13	320	12	17	330	14	18	nsw	11	10	10	9	good	87	1000	78	1019
Friday 31 May 2024																				
00	NW	9	13	13	330	12	16	330	13	17	nsw	10	10	10	8	good	83	2000	79	1020
03	NW	8	12	12	310	11	15	310	12	16	nsw	10	10	10	7	good	82	nlc	77	1021
06	WNW	9	11	12	290	12	15	300	13	16	nsw	11	10	10	8	good	81	2000	66	1022
09	WNW	10	11	13	290	12	16	290	13	17	nsw	12	11	11	8	good	77	3500	77	1023
12	WNW	11	12	15	290	13	17	290	14	19	nsw	12	12	11	9	good	82	2000	75	1023
15	WNW	12	13	16	300	14	18	300	14	19	nsw	12	12	11	9	good	82	1000	64	1024
18	WNW	12	13	16	300	14	18	300	15	19	nsw	12	11	11	9	good	83	1000	75	1025
21	NW	9	12	12	310	12	15	310	13	16	nsw	11	11	10	9	good	88	2000	79	1025
Saturday 01 June 2024																				
00	NW	8	11	11	310	11	14	310	12	15	nsw	11	10	10	9	good	87	3500	74	1026
03	WNW	8	12	11	300	11	15	310	13	16	nsw	11	10	10	8	good	86	2000	64	1026
06	WNW	11	13	15	290	14	18	300	15	19	nsw	11	11	10	9	good	86	2000	56	1026
09	WNW	13	14	18	290	15	19	290	16	20	nsw	12	11	11	8	good	79	2000	60	1027
12	WNW	13	14	18	290	15	20	290	16	21	nsw	12	11	11	8	good	79	2000	60	1028
15	WNW	15	16	20	290	17	23	290	18	24	nsw	12	11	11	7	good	75	nlc	22	1028
18	WNW	13	14	19	290	16	22	290	17	23	nsw	12	11	11	8	good	78	nlc	42	1028
21	W	11	14	17	280	15	20	280	16	21	nsw	11	11	10	8	good	85	nlc	27	1028



Single Location Forecast - 7 Day

Scapa Flow (58°53'N 003°02'W)
Scapa Flow
Orkney Harbour DTNO_REF_19049545

offshore@dtn.com
+31 (0)30 8082022 (Utrecht office)
+44 (0)1224 042444 (Aberdeen office)
www.meteogroupoffshore.com

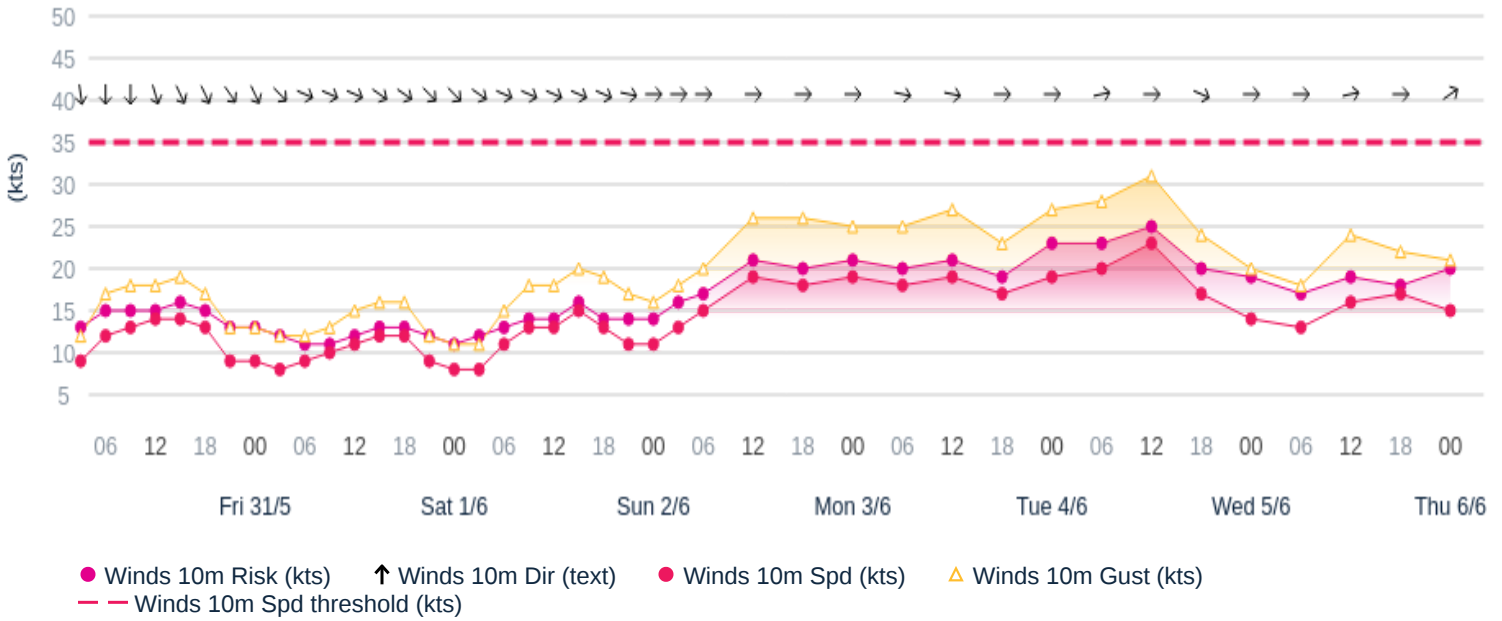
Issued on 30 May 2024, 04:01 UTC

UTC	Winds										Weather									
	10m				50m			100m			Type (text)	Air					Cloud		MSLP (hPa)	
	Dir (text)	Spd (kts)	Risk (kts)	Gust (kts)	Dir (deg)	Spd (kts)	Gust (kts)	Dir (deg)	Spd (kts)	Gust (kts)		T10 (°C)	T50 (°C)	T100 (°C)	Td10 (°C)	Vis10 (text)	RH (%)	Base (ft)		Frac (%)
Sunday 02 June 2024																				
00	W	11	14	16	270	14	20	270	16	22	nsw	11	10	10	8	good	86	nlc	67	1027
03	W	13	16	18	270	16	22	270	18	24	nsw	11	11	11	9	good	87	2000	73	1027
06	W	15	17	20	270	18	24	270	20	25	nsw	11	11	11	9	good	88	500	78	1026
12	W	19	21	26	270	23	31	270	25	33	nsw	12	12	11	10	good	89	1000	78	1025
18	W	18	20	26	270	22	31	270	24	33	ra	12	12	12	11	md/gd	91	1000	79	1024
Monday 03 June 2024																				
00	W	19	21	25	270	24	31	270	26	33	ra	12	11	11	10	good	93	500	79	1022
06	W	18	20	25	280	23	29	280	25	31	nsw	11	11	11	10	good	89	2000	58	1021
12	W	19	21	27	280	23	30	280	24	32	nsw	12	12	11	8	good	74	2000	59	1022
18	W	17	19	23	270	20	26	280	21	27	nsw	11	11	11	8	good	80	nlc	43	1021
Tuesday 04 June 2024																				
00	W	19	23	27	270	25	33	270	28	36	nsw	11	11	10	9	good	86	nlc	71	1020
06	WSW	20	23	28	260	26	34	260	28	36	nsw	11	11	11	9	good	88	1000	79	1017
12	W	23	25	31	270	28	36	270	31	39	ra	12	12	11	9	good	83	1000	76	1017
18	WNW	17	20	24	290	21	28	290	22	29	nsw	11	11	10	8	good	80	2000	50	1017
Wednesday 05 June 2024																				
00	W	14	19	20	280	18	24	280	20	26	nsw	10	10	9	6	good	75	3500	37	1017
06	W	13	17	18	270	16	21	270	17	22	nsw	10	10	9	5	good	71	3500	59	1015
12	WSW	16	19	24	260	20	28	260	22	29	ra	11	11	10	6	good	70	3500	80	1013
18	W	17	18	22	270	20	26	270	22	28	ra	11	11	10	7	good	76	3500	80	1011
Thursday 06 June 2024																				
00	SW	15	20	21	240	20	25	240	22	27	ra	11	10	10	9	md/gd	88	1000	80	1008

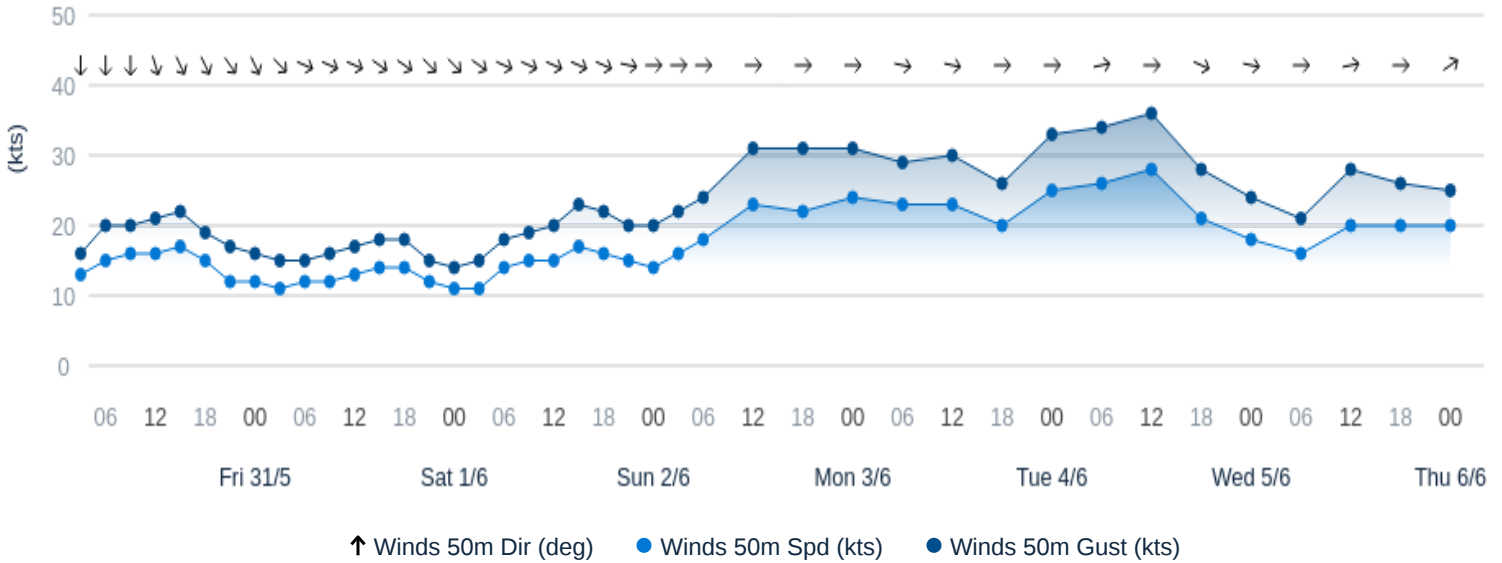
WX=Weather, FG=Fog, DZ=Drizzle, RA=Rain, SN=Snow, SHRA=Rainshower, SHSN=Snowshower, GR=Hail, TS=Thunderstorm, NSW=No sig weather

Copyright 2024© DTN

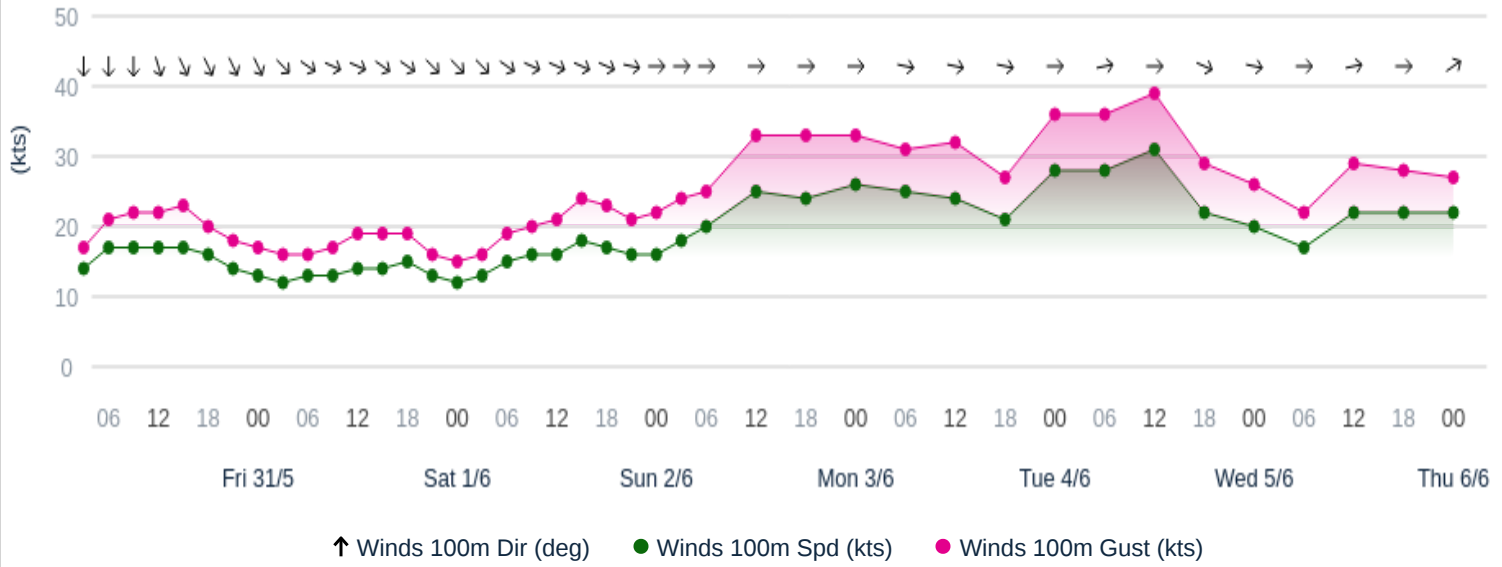
10m Wind Graph - 7 Day Scapa Flow



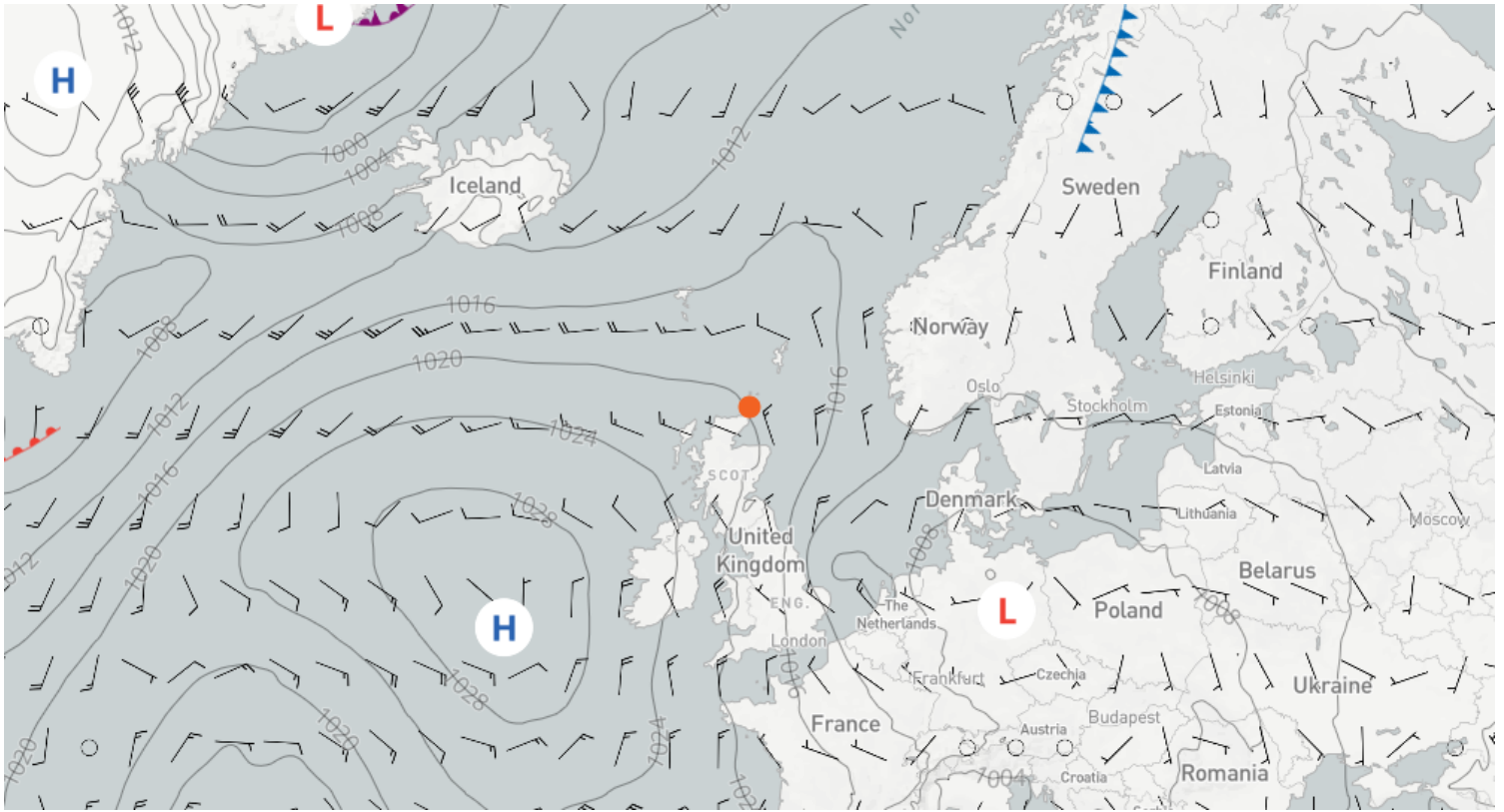
50m Wind Graph - 7 Day Scapa Flow



100m Wind Graph - 7 Day Scapa Flow



Issued on 30 May 2024, 00:00 UTC | Forecast for 31 May 2024, 00:00 UTC (+24) | 10m Wind Speed + Surface Pressure and Fronts



Issued on 30 May 2024, 00:00 UTC | Forecast for 01 June 2024, 00:00 UTC (+48) | 10m Wind Speed + Surface Pressure and Fronts



page intentionally left blank